

| RCI 2019 | Score | Score 0-100 | Rank* | GDP per head PPS - EU28=100 | Value | Rank | Stage of development (1 = Lowest; 5 = Highest) | 5 |
|----------|-------|-------------|--------|--------------------------------|-------|--------|---|---|
| | 0.61 | 82.49 | 29/268 | | 131 | 34/268 | | |

Peer Regions: Oberösterreich; Praha and its commuting zone ; Åland; Düsseldorf; Oberpfalz; Noord-Brabant; Zuid-Holland; Köln; Braunschweig; Lombardia; Tübingen; Cheshire; Groningen; Mittelfranken and Karlsruhe

| | score (EU28=0) | peers comparison |
|-------------------------|-------------------|------------------|
| Basic dimension | 0.65 | |
| Institutions | 0.70 | |
| Macroeconomic Stability | 0.50 | |
| Infrastructure | 0.64 | |
| Health | 0.10 | |
| Basic Education | 1.32 | |

| | score (EU28=0) | peers comparison |
|--|-------------------|------------------|
| Efficiency dimension | 0.61 | |
| Higher Education and lifelong learning | 0.67 | |
| Labour Market Efficiency | 0.36 | |
| Market Size | 0.80 | |

| | score (EU28=0) | peers comparison |
|-----------------------------|-------------------|------------------|
| Innovation dimension | 0.58 | |
| Technological Readiness | 0.22 | |
| Business Sophistication | 0.82 | |
| Innovation | 0.70 | |



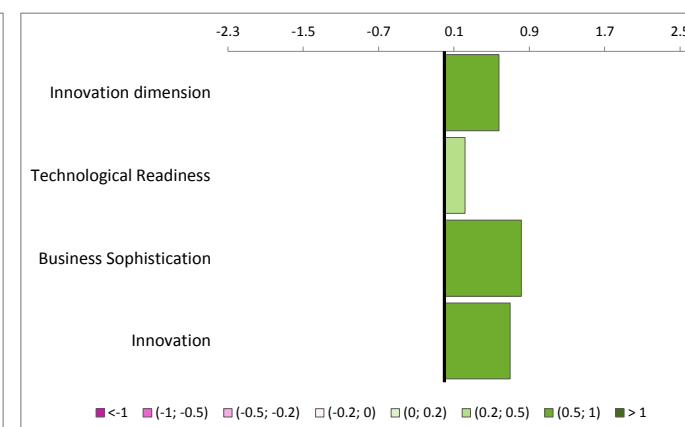
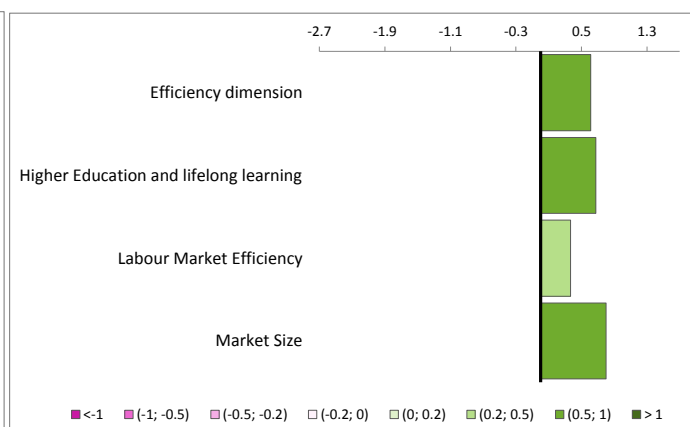
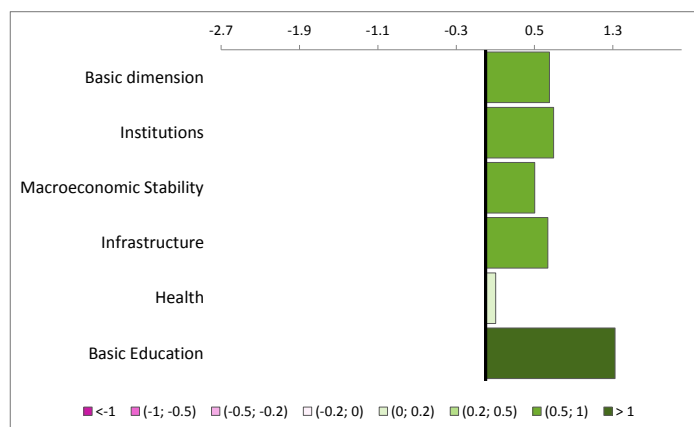
Overperforming with respect to its peers



Similar to peers



Underperforming with respect to its peers



* Equal ranking is assigned if the difference in score is equal or below 0.1 on the 0-100 scale

Note: Macroeconomic Stability and Basic Education at the country level

| RCI 2019 | Score | Score 0-100 | Rank* | GDP per head PPS - EU28=100 | Value | Rank | Stage of development (1 = Lowest; 5 = Highest) | 4 |
|----------|-------|-------------|--------|-----------------------------|-------|---------|--|---|
| | 0.36 | 73.33 | 89/268 | | 90 | 126/268 | | |

Peer Regions: West Yorkshire; North Yorkshire; Thüringen; Haute-Normandie; Pohjois- ja Itä-Suomi; Marche; Aquitaine; West Midlands; Friesland; Attiki; Drenthe; West Central Scotland; Bretagne; Greater Manchester and Sjælland

| | score (EU28=0) | peers comparison |
|-------------------------|----------------|------------------|
| Basic dimension | 0.52 | |
| Institutions | 0.69 | |
| Macroeconomic Stability | 0.50 | |
| Infrastructure | -0.01 | |
| Health | 0.09 | |
| Basic Education | 1.32 | |

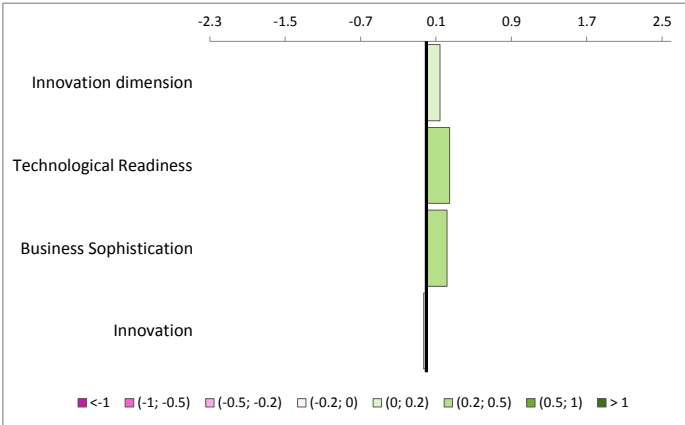
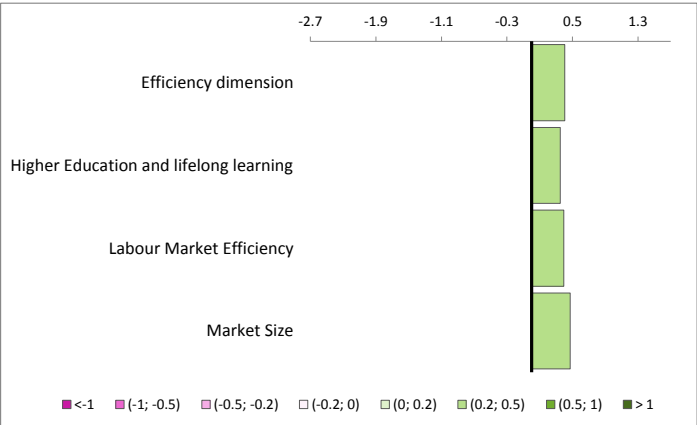
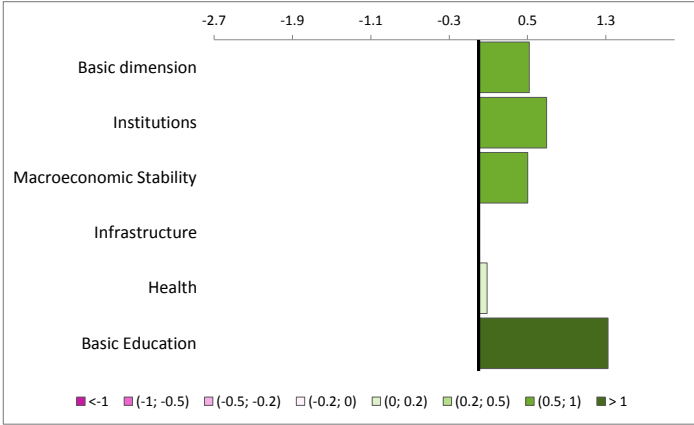
| | score (EU28=0) | peers comparison |
|--|----------------|------------------|
| Efficiency dimension | 0.41 | |
| Higher Education and lifelong learning | 0.35 | |
| Labour Market Efficiency | 0.39 | |
| Market Size | 0.47 | |

| | score (EU28=0) | peers comparison |
|-------------------------|----------------|------------------|
| Innovation dimension | 0.14 | |
| Technological Readiness | 0.25 | |
| Business Sophistication | 0.22 | |
| Innovation | -0.03 | |

Overperforming with respect to its peers

Similar to peers

Underperforming with respect to its peers



* Equal ranking is assigned if the difference in score is equal or below 0.1 on the 0-100 scale

Note: Macroeconomic Stability and Basic Education at the country level

| RCI 2019 | Score | Score 0-100 | Rank* | GDP per head PPS - EU28=100 | Value | Rank | Stage of development (1 = Lowest; 5 = Highest) | 4 |
|----------|-------|-------------|---------|--------------------------------|-------|--------|---|---|
| | 0.28 | 70.30 | 101/268 | | 108 | 76/268 | | |

Peer Regions: Arnsberg; Gelderland; Nordjylland; Oost-Vlaanderen; Gloucestershire, Wiltshire and Bristol/Bath area; Cataluña; Koblenz; Eastern Scotland; Sostinés regionas; Liguria; Hampshire and Isle of Wight; Weser-Ems; Overijssel; Berlin and its commuting zone and Lazio

| | score (EU28=0) | peers comparison |
|-------------------------|-------------------|------------------|
| Basic dimension | 0.32 | |
| Institutions | 0.63 | |
| Macroeconomic Stability | 0.50 | |
| Infrastructure | -0.99 | |
| Health | 0.12 | |
| Basic Education | 1.32 | |

| | score (EU28=0) | peers comparison |
|--|-------------------|------------------|
| Efficiency dimension | 0.32 | |
| Higher Education and lifelong learning | 0.52 | |
| Labour Market Efficiency | 0.61 | |
| Market Size | -0.17 | |

| | score (EU28=0) | peers comparison |
|-----------------------------|-------------------|------------------|
| Innovation dimension | 0.19 | |
| Technological Readiness | -0.02 | |
| Business Sophistication | 0.35 | |
| Innovation | 0.24 | |



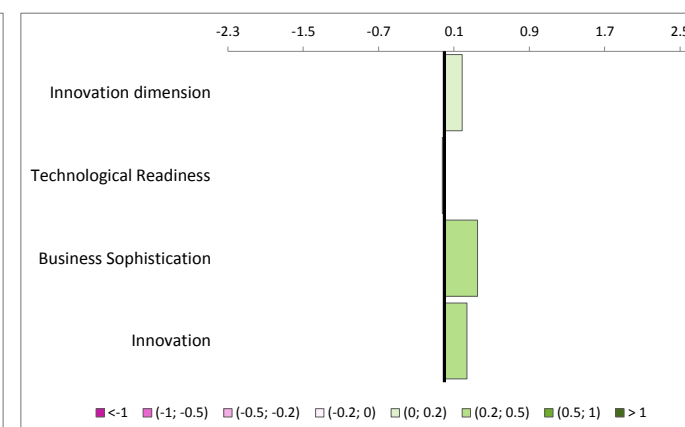
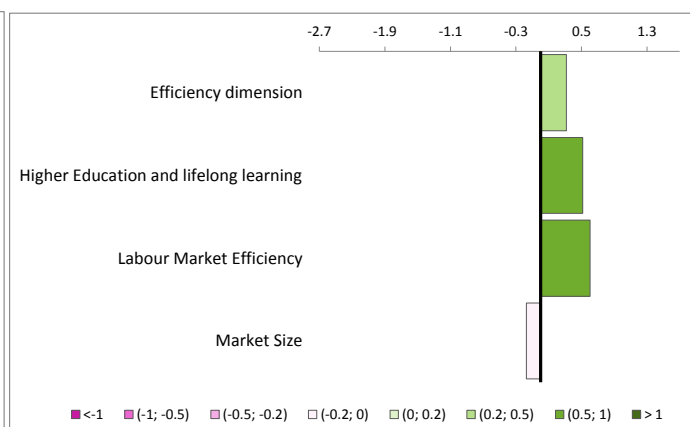
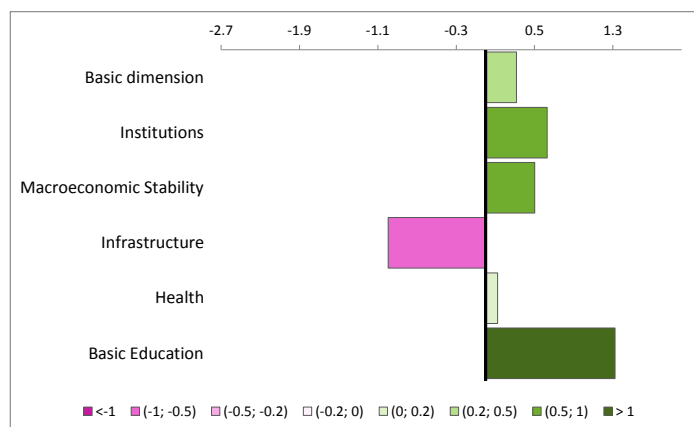
Overperforming with respect to its peers



Similar to peers



Underperforming with respect to its peers













* Equal ranking is assigned if the difference in score is equal or below 0.1 on the 0-100 scale





Note: Macroeconomic Stability and Basic Education at the country level

| RCI 2019 | Score | Score 0-100 | Rank* | GDP per head PPS - EU28=100 | Value | Rank | Stage of development (1 = Lowest; 5 = Highest) | 5 |
|----------|-------|-------------|--------|--------------------------------|-------|--------|---|---|
| | 0.39 | 74.21 | 78/268 | | 115 | 57/268 | | |

Peer Regions: Oberfranken; West-Vlaanderen; Kassel; Syddanmark; Midtjylland; Comunidad Foral de Navarra; Saarland; Hannover; Limburg; Detmold; Surrey, East and West Sussex; Rheinhessen-Pfalz; Emilia-Romagna; Valle d'Aosta/Vallée d'Aoste and Övre Norrland

| | score (EU28=0) | peers comparison |
|-------------------------|-------------------|---|
| Basic dimension | 0.40 |  |
| Institutions | 0.68 |  |
| Macroeconomic Stability | 0.50 |  |
| Infrastructure | -0.66 |  |
| Health | 0.14 |  |
| Basic Education | 1.32 |  |

| | score (EU28=0) | peers comparison |
|--|-------------------|---|
| Efficiency dimension | 0.42 |  |
| Higher Education and lifelong learning | 0.52 |  |
| Labour Market Efficiency | 0.73 |  |
| Market Size | 0.00 |  |

| | score (EU28=0) | peers comparison |
|-----------------------------|-------------------|---|
| Innovation dimension | 0.34 |  |
| Technological Readiness | 0.17 |  |
| Business Sophistication | 0.41 |  |
| Innovation | 0.42 |  |



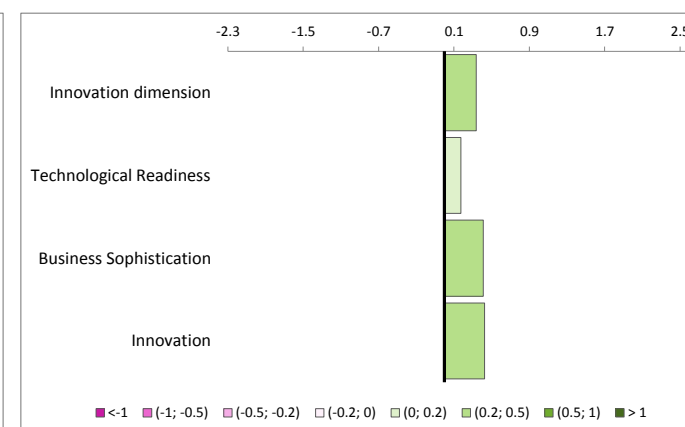
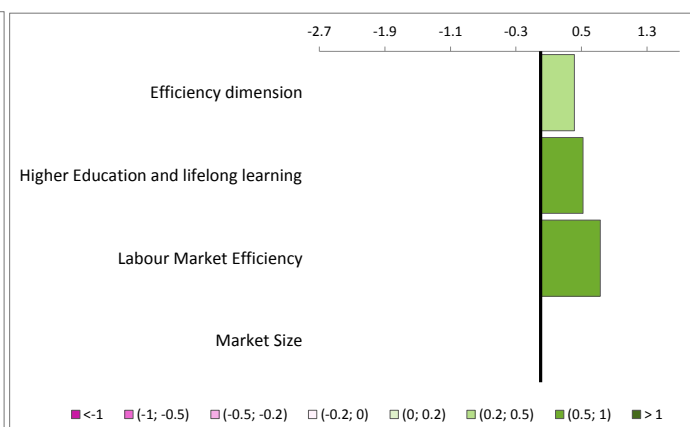
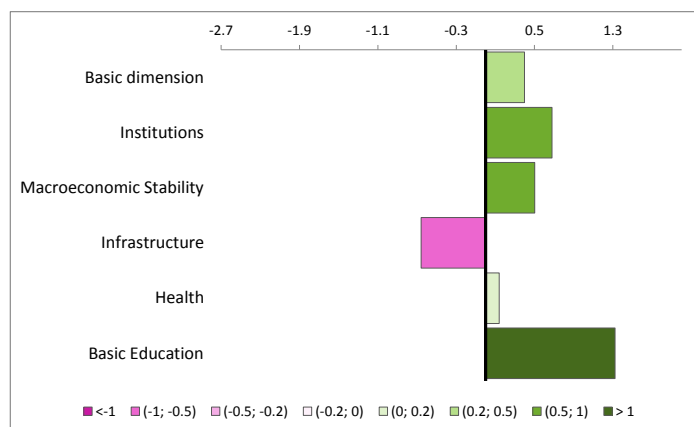
Overperforming with respect to its peers



Similar to peers



Underperforming with respect to its peers













* Equal ranking is assigned if the difference in score is equal or below 0.1 on the 0-100 scale





Note: Macroeconomic Stability and Basic Education at the country level

| RCI 2019 | Score | Score 0-100 | Rank* | GDP per head PPS - EU28=100 | Value | Rank | Stage of development (1 = Lowest; 5 = Highest) | 5 |
|----------|-------|-------------|--------|--------------------------------|-------|--------|---|---|
| | 0.41 | 75.02 | 74/268 | | 131 | 33/268 | | |

Peer Regions: Wien and its commuting zone; Praha and its commuting zone ; Åland; Düsseldorf; Oberpfalz; Noord-Brabant; Zuid-Holland; Köln; Braunschweig; Lombardia; Tübingen; Cheshire; Groningen; Mittelfranken and Karlsruhe

| | score (EU28=0) | peers comparison |
|-------------------------|-------------------|---|
| Basic dimension | 0.48 |  |
| Institutions | 0.65 |  |
| Macroeconomic Stability | 0.50 |  |
| Infrastructure | -0.38 |  |
| Health | 0.32 |  |
| Basic Education | 1.32 |  |

| | score (EU28=0) | peers comparison |
|--|-------------------|---|
| Efficiency dimension | 0.51 |  |
| Higher Education and lifelong learning | 0.36 |  |
| Labour Market Efficiency | 0.87 |  |
| Market Size | 0.30 |  |

| | score (EU28=0) | peers comparison |
|-----------------------------|-------------------|---|
| Innovation dimension | 0.20 |  |
| Technological Readiness | 0.24 |  |
| Business Sophistication | 0.30 |  |
| Innovation | 0.04 |  |



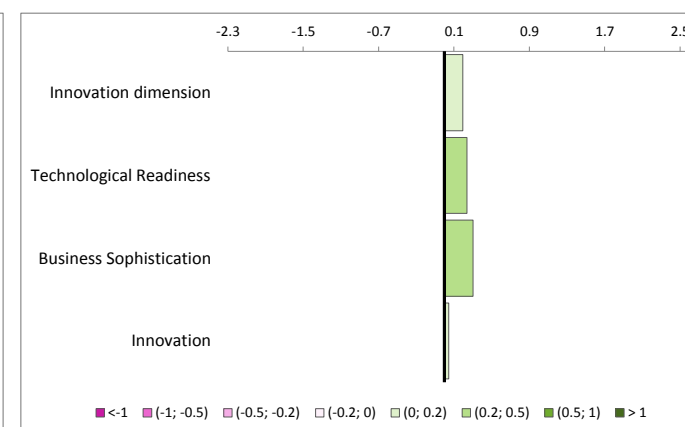
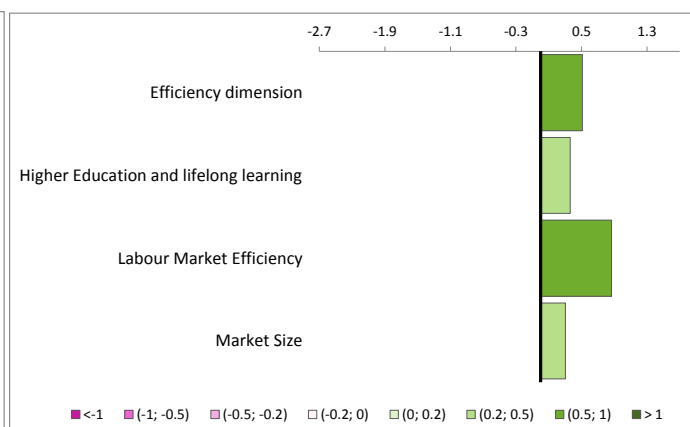
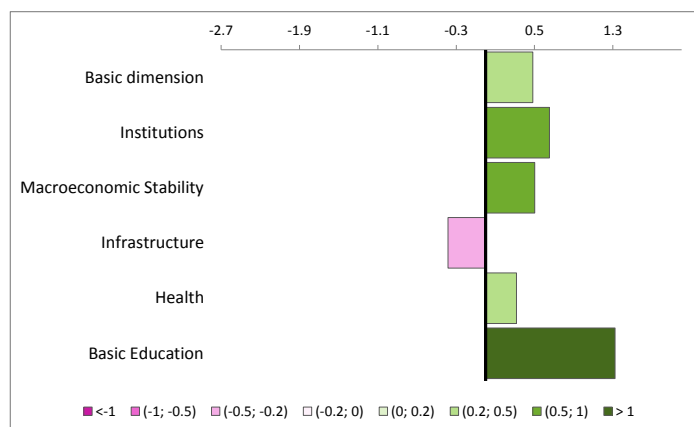
Overperforming with respect to its peers



Similar to peers



Underperforming with respect to its peers













* Equal ranking is assigned if the difference in score is equal or below 0.1 on the 0-100 scale





Note: Macroeconomic Stability and Basic Education at the country level

| RCI 2019 | Score | Score 0-100 | Rank* | GDP per head PPS - EU28=100 | Value | Rank | Stage of development (1 = Lowest; 5 = Highest) | 5 |
|----------|-------|-------------|--------|--------------------------------|-------|--------|---|---|
| | 0.38 | 74.07 | 83/268 | | 153 | 17/268 | | |

Peer Regions: North Eastern Scotland; Warszawski stołeczny; Bremen; Utrecht; Berkshire, Buckinghamshire and Oxfordshire; Darmstadt; Amsterdam and its commuting zone; Bruxelles and its commuting zone; Prov. Autonoma di Bolzano/Bozen; Stuttgart; London and its commuting zone; Helsinki-Uusimaa; Hovedstaden; Vorarlberg and Antwerpen

| | score (EU28=0) | peers comparison |
|-------------------------|-------------------|---|
| Basic dimension | 0.46 |  |
| Institutions | 0.74 |  |
| Macroeconomic Stability | 0.50 |  |
| Infrastructure | -0.60 |  |
| Health | 0.33 |  |
| Basic Education | 1.32 |  |

| | score (EU28=0) | peers comparison |
|--|-------------------|---|
| Efficiency dimension | 0.46 |  |
| Higher Education and lifelong learning | 0.39 |  |
| Labour Market Efficiency | 0.93 |  |
| Market Size | 0.05 |  |

| | score (EU28=0) | peers comparison |
|-----------------------------|-------------------|---|
| Innovation dimension | 0.21 |  |
| Technological Readiness | 0.28 |  |
| Business Sophistication | 0.39 |  |
| Innovation | -0.04 |  |



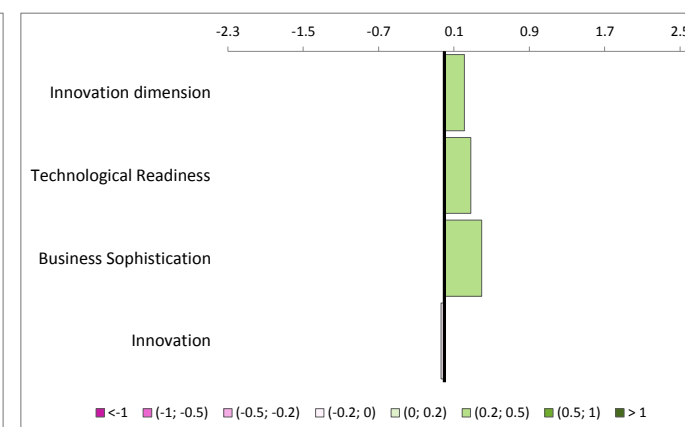
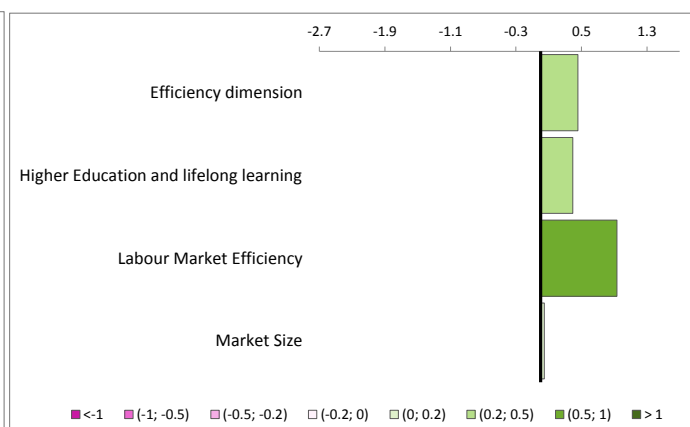
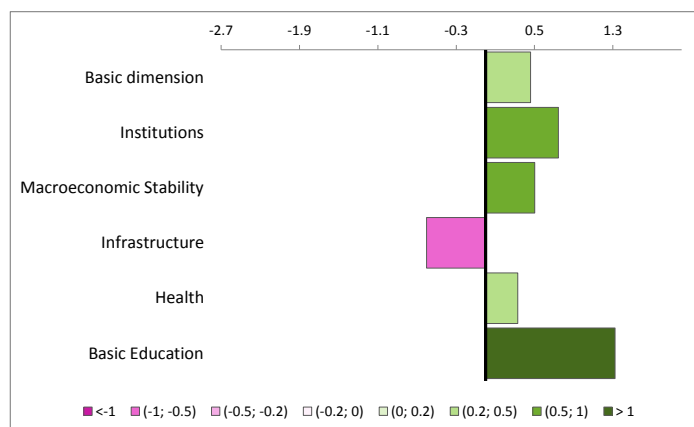
Overperforming with respect to its peers



Similar to peers



Underperforming with respect to its peers













* Equal ranking is assigned if the difference in score is equal or below 0.1 on the 0-100 scale





Note: Macroeconomic Stability and Basic Education at the country level

| RCI 2019 | Score | Score 0-100 | Rank* | GDP per head PPS - EU28=100 | Value | Rank | Stage of development (1 = Lowest; 5 = Highest) | 5 |
|----------|-------|-------------|--------|--------------------------------|-------|--------|---|---|
| | 0.36 | 73.04 | 91/268 | | 137 | 26/268 | | |

Peer Regions: Karlsruhe; București - Ilfov; Mittelfranken; Tübingen; Antwerpen; Vorarlberg; Braunschweig; Köln; Praha and its commuting zone ; Helsinki-Uusimaa; Oberösterreich; Wien and its commuting zone; Åland; Düsseldorf and Prov. Autonoma di Bolzano/Bozen

| | score (EU28=0) | peers comparison |
|-------------------------|-------------------|---|
| Basic dimension | 0.44 |  |
| Institutions | 0.81 |  |
| Macroeconomic Stability | 0.50 |  |
| Infrastructure | -0.81 |  |
| Health | 0.40 |  |
| Basic Education | 1.32 |  |

| | score (EU28=0) | peers comparison |
|--|-------------------|---|
| Efficiency dimension | 0.44 |  |
| Higher Education and lifelong learning | 0.35 |  |
| Labour Market Efficiency | 0.90 |  |
| Market Size | 0.07 |  |

| | score (EU28=0) | peers comparison |
|-----------------------------|-------------------|---|
| Innovation dimension | 0.15 |  |
| Technological Readiness | 0.24 |  |
| Business Sophistication | 0.13 |  |
| Innovation | 0.08 |  |



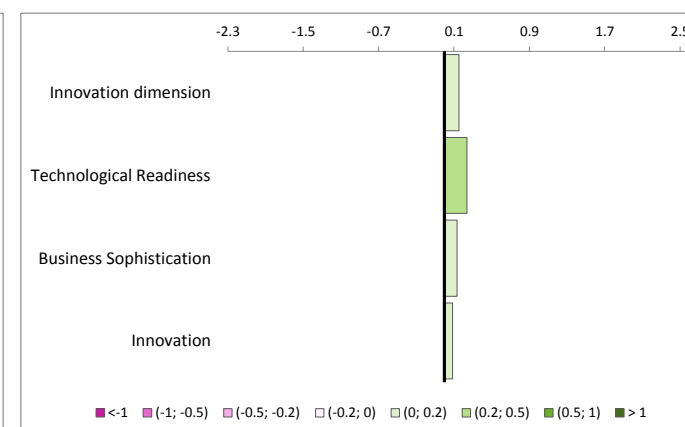
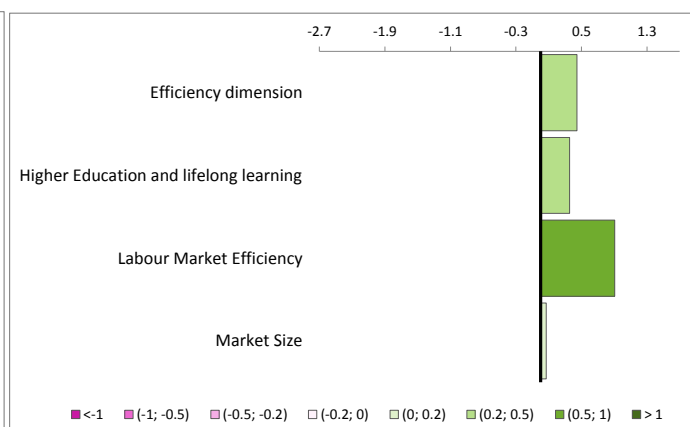
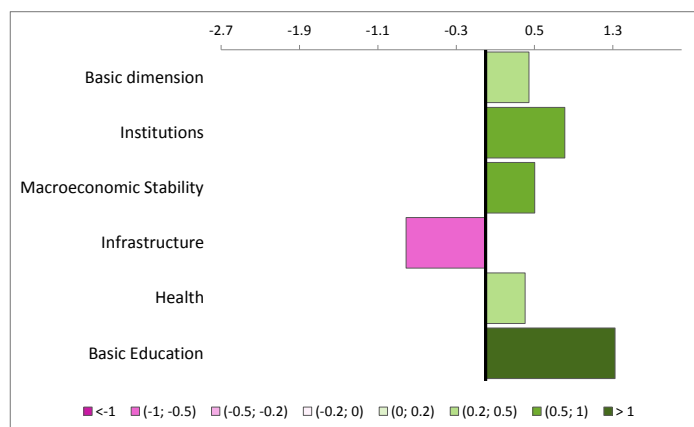
Overperforming with respect to its peers



Similar to peers



Underperforming with respect to its peers



* Equal ranking is assigned if the difference in score is equal or below 0.1 on the 0-100 scale

Note: Macroeconomic Stability and Basic Education at the country level

| RCI 2019 | Score | Score 0-100 | Rank* | GDP per head PPS - EU28=100 | Value | Rank | Stage of development (1 = Lowest; 5 = Highest) | 5 |
|----------|-------|-------------|--------|--------------------------------|-------|--------|---|---|
| | 0.41 | 74.96 | 74/268 | | 140 | 23/268 | | |

Peer Regions: Antwerpen; București - Ilfov; Tirol; Karlsruhe; Helsinki-Uusimaa; Mittelfranken; Tübingen; Prov. Autonoma di Bolzano/Bozen; Braunschweig; Köln; Praha and its commuting zone ; Berkshire, Buckinghamshire and Oxfordshire; Oberösterreich; Wien and its commuting zone and Åland

| | score (EU28=0) | peers comparison |
|-------------------------|-------------------|------------------|
| Basic dimension | 0.65 | |
| Institutions | 0.84 | |
| Macroeconomic Stability | 0.50 | |
| Infrastructure | 0.08 | |
| Health | 0.52 | |
| Basic Education | 1.32 | |

| | score (EU28=0) | peers comparison |
|--|-------------------|------------------|
| Efficiency dimension | 0.47 | |
| Higher Education and lifelong learning | 0.17 | |
| Labour Market Efficiency | 0.89 | |
| Market Size | 0.33 | |

| | score (EU28=0) | peers comparison |
|-----------------------------|-------------------|------------------|
| Innovation dimension | 0.15 | |
| Technological Readiness | 0.33 | |
| Business Sophistication | 0.18 | |
| Innovation | -0.07 | |



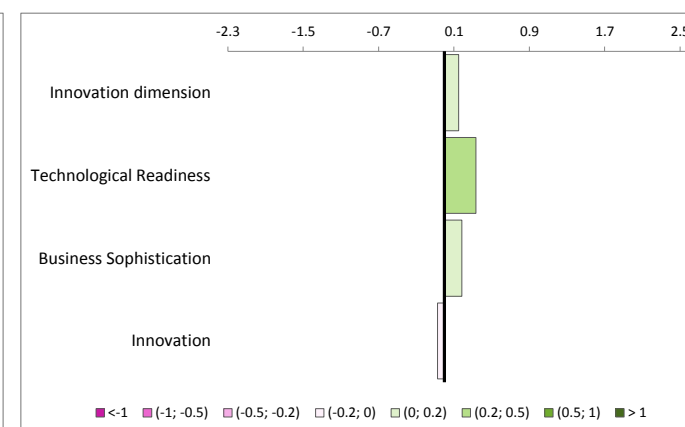
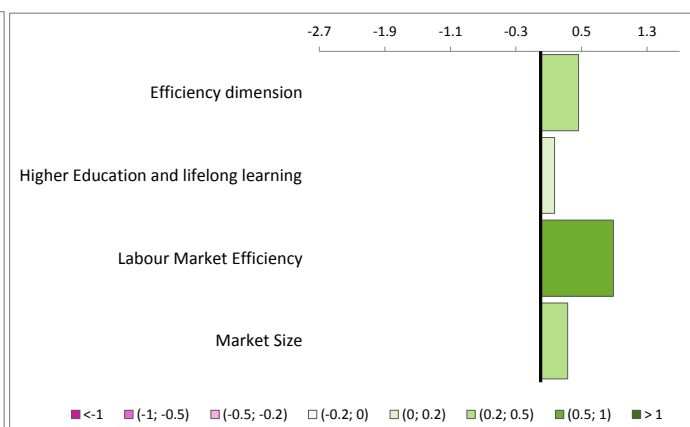
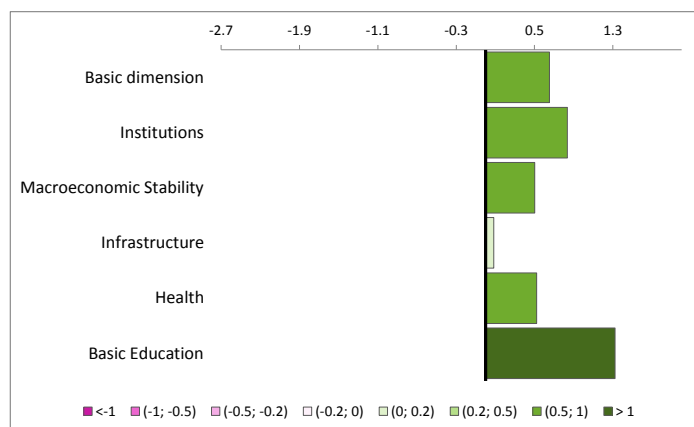
Overperforming with respect to its peers



Similar to peers



Underperforming with respect to its peers













* Equal ranking is assigned if the difference in score is equal or below 0.1 on the 0-100 scale





Note: Macroeconomic Stability and Basic Education at the country level

| RCI 2019 | Score | Score 0-100 | Rank* | GDP per head PPS - EU28=100 | Value | Rank | Stage of development (1 = Lowest; 5 = Highest) | 5 |
|----------|-------|-------------|--------|--------------------------------|-------|--------|---|---|
| | 0.67 | 84.67 | 25/268 | | 159 | 12/268 | | |

Peer Regions: Amsterdam and its commuting zone; Darmstadt; Stuttgart; London and its commuting zone; Utrecht; Bremen; Hovedstaden; Salzburg; North Eastern Scotland; Warszawski stoleczny; Berkshire, Buckinghamshire and Oxfordshire; Stockholm; Prov. Autonoma di Bolzano/Bozen; Helsinki-Uusimaa and Île de France

| | score (EU28=0) | peers comparison |
|-------------------------|-------------------|---|
| Basic dimension | 0.47 |  |
| Institutions | 0.23 |  |
| Macroeconomic Stability | 0.35 |  |
| Infrastructure | 1.05 |  |
| Health | 0.30 |  |
| Basic Education | 0.40 |  |

| | score (EU28=0) | peers comparison |
|--|-------------------|---|
| Efficiency dimension | 0.60 |  |
| Higher Education and lifelong learning | 0.55 |  |
| Labour Market Efficiency | 0.20 |  |
| Market Size | 1.05 |  |

| | score (EU28=0) | peers comparison |
|-----------------------------|-------------------|---|
| Innovation dimension | 0.92 |  |
| Technological Readiness | 0.34 |  |
| Business Sophistication | 1.59 |  |
| Innovation | 0.82 |  |



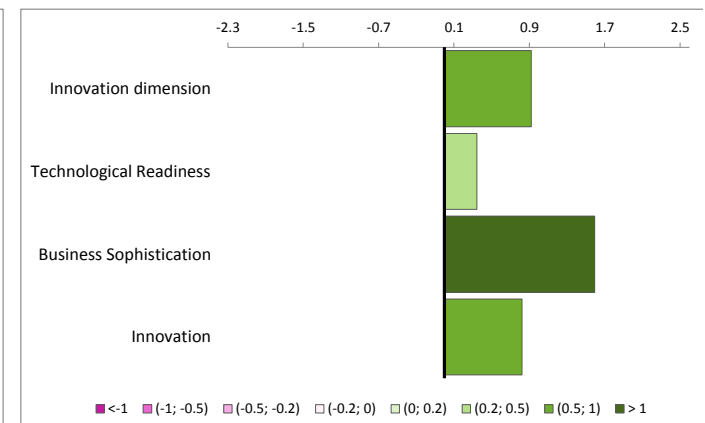
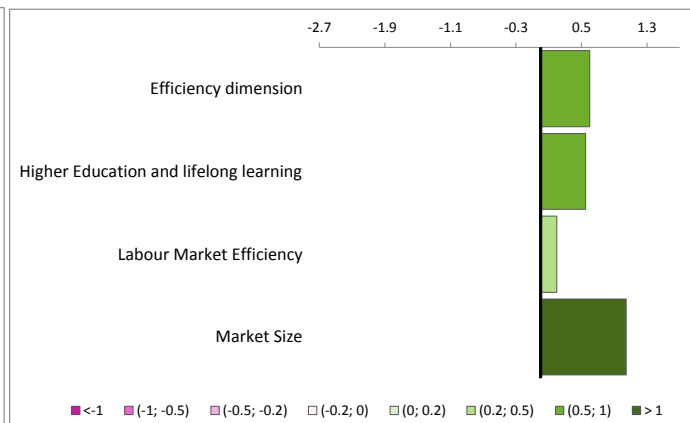
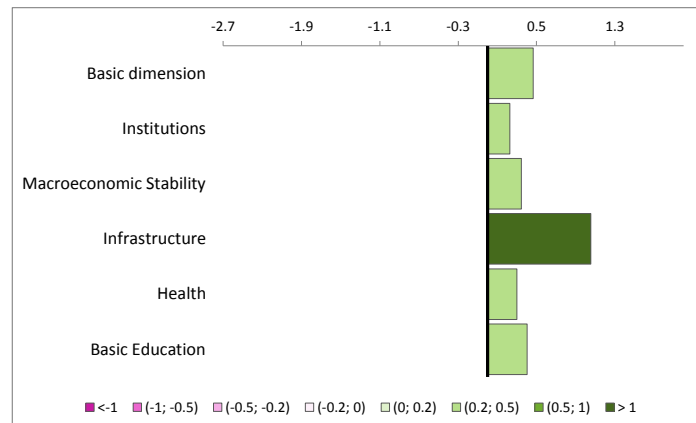
Overperforming with respect to its peers



Similar to peers



Underperforming with respect to its peers













* Equal ranking is assigned if the difference in score is equal or below 0.1 on the 0-100 scale





Note: Macroeconomic Stability and Basic Education at the country level

| RCI 2019 | Score | Score 0-100 | Rank* | GDP per head PPS - EU28=100 | Value | Rank | Stage of development (1 = Lowest; 5 = Highest) | 5 |
|----------|-------|-------------|--------|--------------------------------|-------|--------|---|---|
| | 0.61 | 82.42 | 29/268 | | 140 | 24/268 | | |

Peer Regions: Vorarlberg; București - Ilfov; Tirol; Karlsruhe; Helsinki-Uusimaa; Mittelfranken; Tübingen; Prov. Autonoma di Bolzano/Bozen; Braunschweig; Köln; Praha and its commuting zone ; Berkshire, Buckinghamshire and Oxfordshire; Oberösterreich; Wien and its commuting zone and Åland

| | score (EU28=0) | peers comparison |
|-------------------------|-------------------|---|
| Basic dimension | 0.53 |  |
| Institutions | 0.51 |  |
| Macroeconomic Stability | 0.35 |  |
| Infrastructure | 1.14 |  |
| Health | 0.24 |  |
| Basic Education | 0.40 |  |

| | score (EU28=0) | peers comparison |
|--|-------------------|---|
| Efficiency dimension | 0.57 |  |
| Higher Education and lifelong learning | 0.14 |  |
| Labour Market Efficiency | 0.52 |  |
| Market Size | 1.05 |  |

| | score (EU28=0) | peers comparison |
|-----------------------------|-------------------|---|
| Innovation dimension | 0.73 |  |
| Technological Readiness | 0.39 |  |
| Business Sophistication | 1.32 |  |
| Innovation | 0.47 |  |



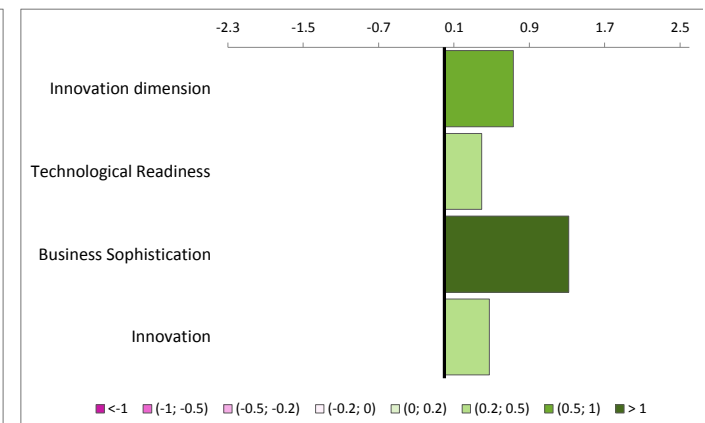
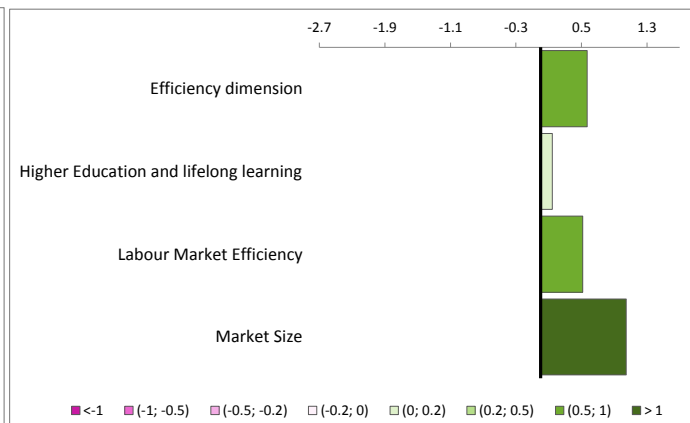
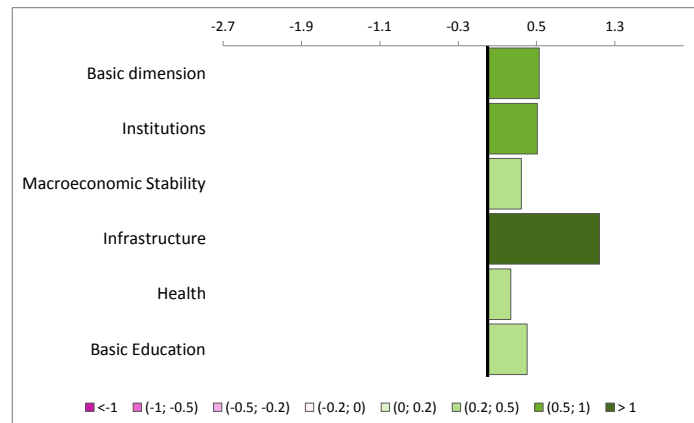
Overperforming with respect to its peers



Similar to peers



Underperforming with respect to its peers



* Equal ranking is assigned if the difference in score is equal or below 0.1 on the 0-100 scale

Note: Macroeconomic Stability and Basic Education at the country level

| RCI 2019 | Score | Score 0-100 | Rank* | GDP per head PPS - EU28=100 | Value | Rank | Stage of development (1 = Lowest; 5 = Highest) | 4 |
|----------|-------|-------------|--------|-----------------------------|-------|---------|--|---|
| | 0.46 | 76.81 | 56/268 | | 96 | 110/268 | | |

Peer Regions: Illes Balears; Malta; La Rioja; Provence-Alpes-Côte d’Azur; Länsi-Suomi; Etelä-Suomi; Midi-Pyrénées; Alsace; Highlands and Islands; Trier; East Anglia; Dresden; East Wales; Leicestershire, Rutland and Northamptonshire and Norra Mellansverige

| | score (EU28=0) | peers comparison |
|-------------------------|----------------|------------------|
| Basic dimension | 0.38 | |
| Institutions | 0.51 | |
| Macroeconomic Stability | 0.35 | |
| Infrastructure | 0.41 | |
| Health | 0.25 | |
| Basic Education | 0.40 | |

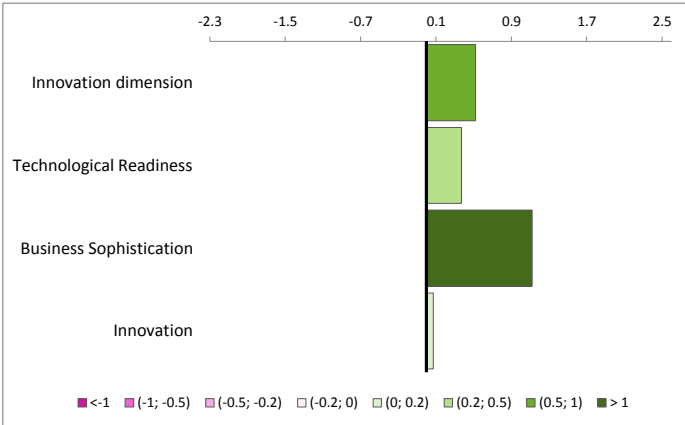
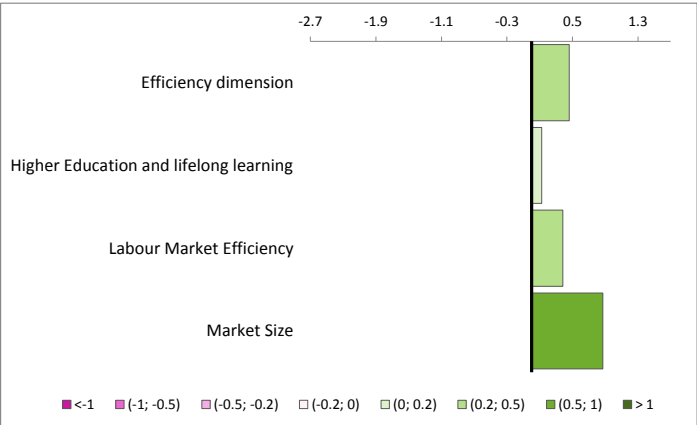
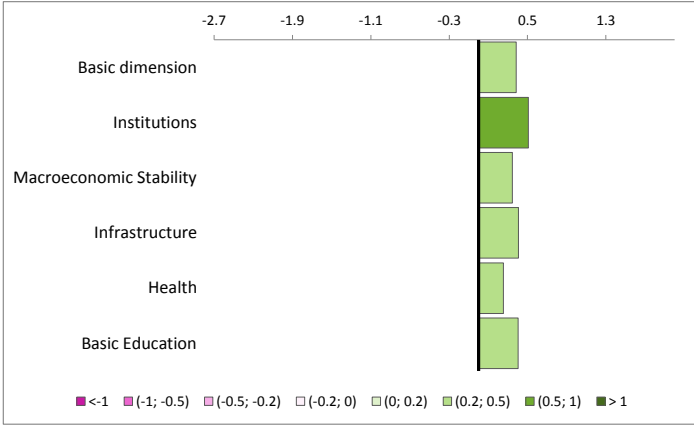
| | score (EU28=0) | peers comparison |
|--|----------------|------------------|
| Efficiency dimension | 0.46 | |
| Higher Education and lifelong learning | 0.12 | |
| Labour Market Efficiency | 0.38 | |
| Market Size | 0.87 | |

| | score (EU28=0) | peers comparison |
|-------------------------|----------------|------------------|
| Innovation dimension | 0.52 | |
| Technological Readiness | 0.37 | |
| Business Sophistication | 1.12 | |
| Innovation | 0.07 | |

Overperforming with respect to its peers

Similar to peers

Underperforming with respect to its peers



* Equal ranking is assigned if the difference in score is equal or below 0.1 on the 0-100 scale

Note: Macroeconomic Stability and Basic Education at the country level

| RCI 2019 | Score | Score 0-100 | Rank* | GDP per head PPS - EU28=100 | Value | Rank | Stage of development (1 = Lowest; 5 = Highest) | 4 |
|----------|-------|-------------|--------|-----------------------------|-------|--------|--|---|
| | 0.60 | 82.06 | 31/268 | | 109 | 74/268 | | |

Peer Regions: Gloucestershire, Wiltshire and Bristol/Bath area; Arnsberg; Cataluña; Kärnten; Eastern Scotland; Sostinès regionas; Gelderland; Nordjylland; Weser-Ems; Lazio; Veneto; Koblenz; Liguria; Hampshire and Isle of Wight and Övre Norrland

| | score (EU28=0) | peers comparison |
|-------------------------|----------------|------------------|
| Basic dimension | 0.36 | |
| Institutions | 0.51 | |
| Macroeconomic Stability | 0.35 | |
| Infrastructure | 0.71 | |
| Health | -0.15 | |
| Basic Education | 0.40 | |

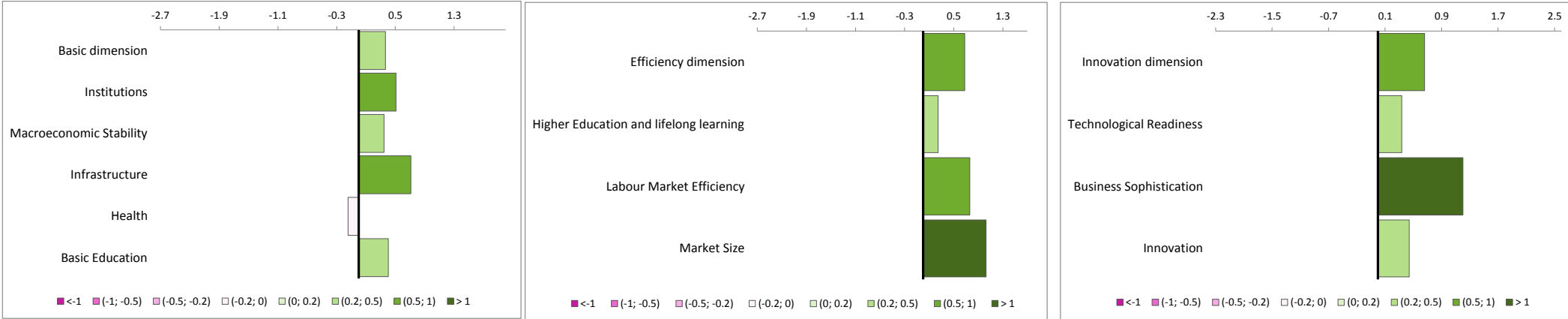
| | score (EU28=0) | peers comparison |
|--|----------------|------------------|
| Efficiency dimension | 0.68 | |
| Higher Education and lifelong learning | 0.25 | |
| Labour Market Efficiency | 0.76 | |
| Market Size | 1.03 | |

| | score (EU28=0) | peers comparison |
|-------------------------|----------------|------------------|
| Innovation dimension | 0.66 | |
| Technological Readiness | 0.34 | |
| Business Sophistication | 1.20 | |
| Innovation | 0.44 | |

Overperforming with respect to its peers

Similar to peers

Underperforming with respect to its peers



* Equal ranking is assigned if the difference in score is equal or below 0.1 on the 0-100 scale

Note: Macroeconomic Stability and Basic Education at the country level

| RCI 2019 | Score | Score 0-100 | Rank* | GDP per head PPS - EU28=100 | Value | Rank | Stage of development (1 = Lowest; 5 = Highest) | 5 |
|----------|-------|-------------|--------|-----------------------------|-------|--------|--|---|
| | 0.45 | 76.37 | 63/268 | | 115 | 58/268 | | |

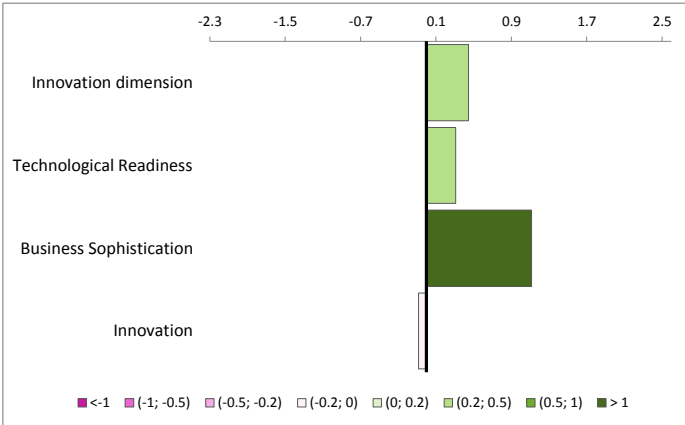
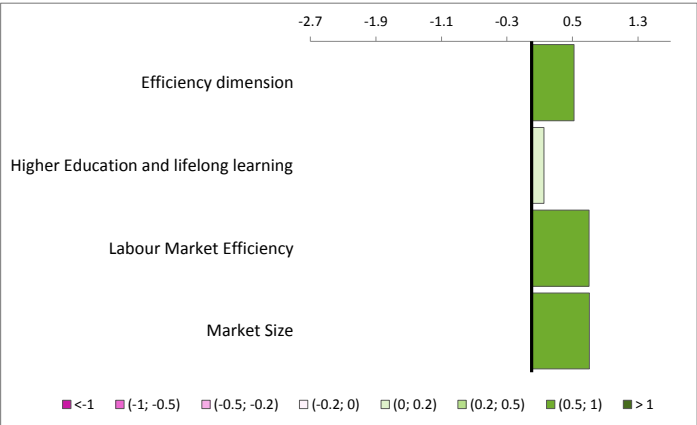
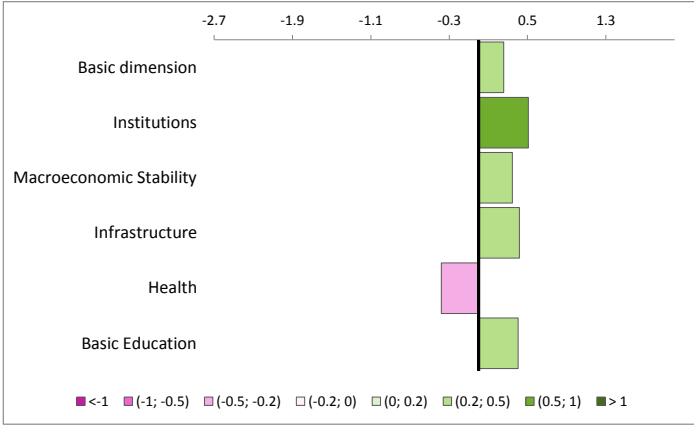
Peer Regions: Kassel; Steiermark; Oberfranken; Syddanmark; Midtjylland; Comunidad Foral de Navarra; Saarland; Limburg; Surrey, East and West Sussex; Hannover; Övre Norrland; Detmold; Rheinhessen-Pfalz; Emilia-Romagna and Valle d'Aosta/Vallée d'Aoste

| | score (EU28=0) | peers comparison |
|-------------------------|----------------|------------------|
| Basic dimension | 0.26 | |
| Institutions | 0.51 | |
| Macroeconomic Stability | 0.35 | |
| Infrastructure | 0.42 | |
| Health | -0.38 | |
| Basic Education | 0.40 | |

| | score (EU28=0) | peers comparison |
|--|----------------|------------------|
| Efficiency dimension | 0.52 | |
| Higher Education and lifelong learning | 0.15 | |
| Labour Market Efficiency | 0.70 | |
| Market Size | 0.71 | |

| | score (EU28=0) | peers comparison |
|-------------------------|----------------|------------------|
| Innovation dimension | 0.45 | |
| Technological Readiness | 0.31 | |
| Business Sophistication | 1.11 | |
| Innovation | -0.08 | |

| | |
|--|---|
| | Overperforming with respect to its peers |
| | Similar to peers |
| | Underperforming with respect to its peers |



* Equal ranking is assigned if the difference in score is equal or below 0.1 on the 0-100 scale

Note: Macroeconomic Stability and Basic Education at the country level

| RCI 2019 | Score | Score 0-100 | Rank* | GDP per head PPS - EU28=100 | Value | Rank | Stage of development (1 = Lowest; 5 = Highest) | 2 |
|----------|-------|-------------|---------|-----------------------------|-------|---------|--|---|
| | -0.01 | 59.59 | 137/268 | | 75 | 184/268 | | |

Peer Regions: Región de Murcia; Wielkopolskie; Notio Aigaio; Canarias; Luxembourg; Martinique ; South Yorkshire; Jihozápad; Lorraine; Severovýchod; Eesti; Região Autónoma da Madeira; Dolnośląskie; Ciudad Autónoma de Ceuta and Picardie

| | score (EU28=0) | peers comparison |
|-------------------------|----------------|------------------|
| Basic dimension | 0.14 | |
| Institutions | 0.15 | |
| Macroeconomic Stability | 0.35 | |
| Infrastructure | 0.62 | |
| Health | -0.79 | |
| Basic Education | 0.40 | |

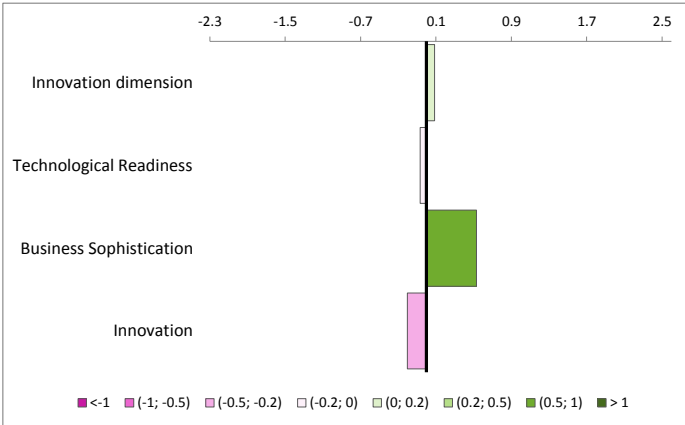
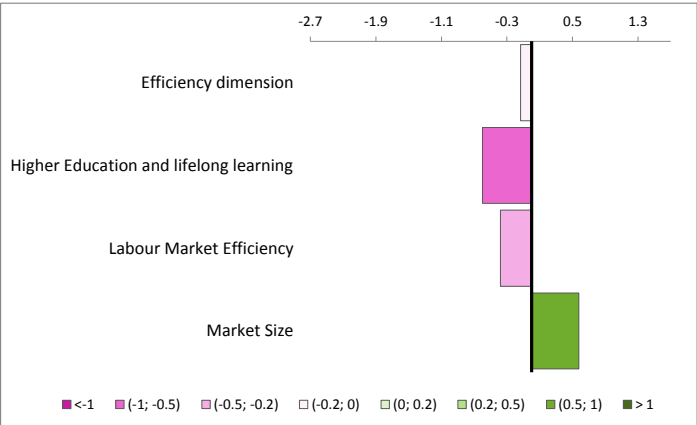
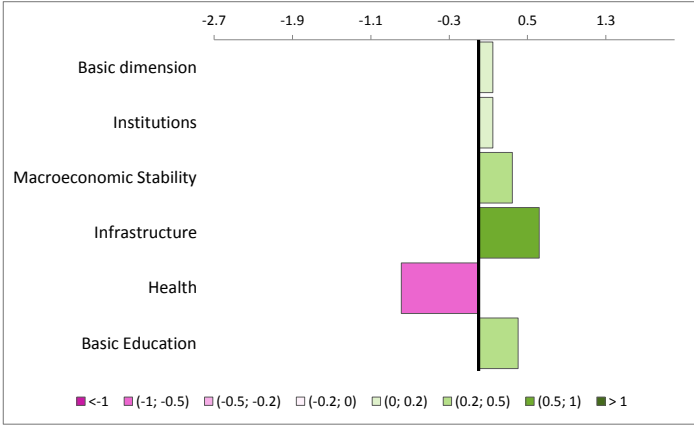
| | score (EU28=0) | peers comparison |
|--|----------------|------------------|
| Efficiency dimension | -0.13 | |
| Higher Education and lifelong learning | -0.60 | |
| Labour Market Efficiency | -0.38 | |
| Market Size | 0.58 | |

| | score (EU28=0) | peers comparison |
|-------------------------|----------------|------------------|
| Innovation dimension | 0.09 | |
| Technological Readiness | -0.07 | |
| Business Sophistication | 0.53 | |
| Innovation | -0.20 | |

Overperforming with respect to its peers

Similar to peers

Underperforming with respect to its peers



* Equal ranking is assigned if the difference in score is equal or below 0.1 on the 0-100 scale

Note: Macroeconomic Stability and Basic Education at the country level

| RCI 2019 | Score | Score 0-100 | Rank* | GDP per head PPS - EU28=100 | Value | Rank | Stage of development (1 = Lowest; 5 = Highest) | 3 |
|----------|-------|-------------|---------|-----------------------------|-------|---------|--|---|
| | 0.11 | 63.82 | 123/268 | | 84 | 149/268 | | |

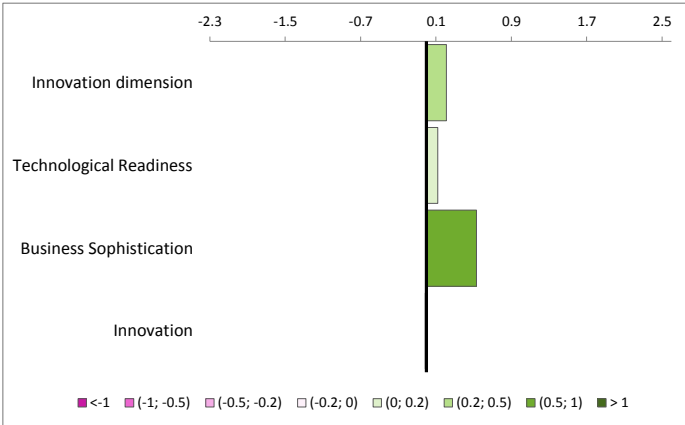
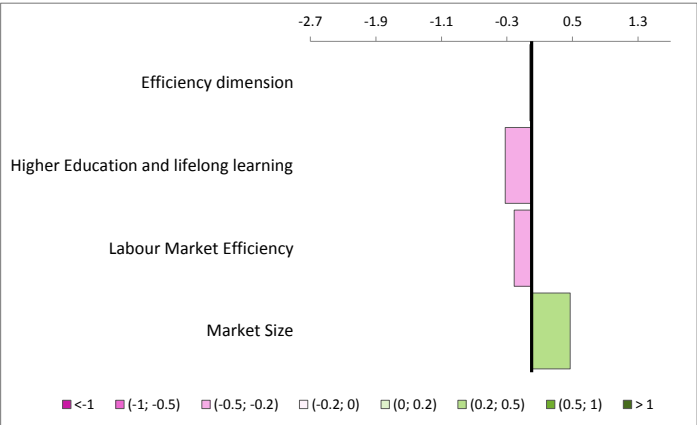
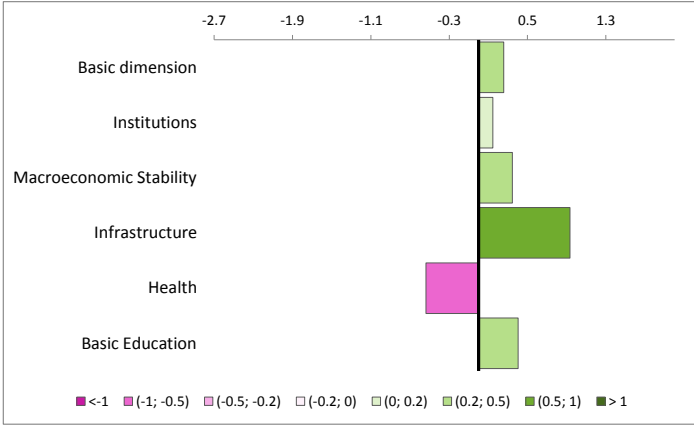
Peer Regions: Nord-Pas de Calais; Northumberland and Tyne and Wear; Northern and Western; Poitou-Charentes; Bourgogne; Kýpros; Corse; Umbria; Castilla y León; Abruzzo; Mecklenburg-Vorpommern; Lancashire; Derbyshire and Nottinghamshire; Dorset and Somerset and Centre - Val de Loire

| | score (EU28=0) | peers comparison |
|-------------------------|----------------|------------------|
| Basic dimension | 0.26 | |
| Institutions | 0.15 | |
| Macroeconomic Stability | 0.35 | |
| Infrastructure | 0.93 | |
| Health | -0.54 | |
| Basic Education | 0.40 | |

| | score (EU28=0) | peers comparison |
|--|----------------|------------------|
| Efficiency dimension | -0.02 | |
| Higher Education and lifelong learning | -0.32 | |
| Labour Market Efficiency | -0.21 | |
| Market Size | 0.47 | |

| | score (EU28=0) | peers comparison |
|-------------------------|----------------|------------------|
| Innovation dimension | 0.21 | |
| Technological Readiness | 0.12 | |
| Business Sophistication | 0.53 | |
| Innovation | -0.01 | |

| | |
|--|---|
| | Overperforming with respect to its peers |
| | Similar to peers |
| | Underperforming with respect to its peers |



* Equal ranking is assigned if the difference in score is equal or below 0.1 on the 0-100 scale

Note: Macroeconomic Stability and Basic Education at the country level

| RCI 2019 | Score | Score 0-100 | Rank* | GDP per head PPS - EU28=100 | Value | Rank | Stage of development (1 = Lowest; 5 = Highest) | 2 |
|----------|-------|-------------|---------|-----------------------------|-------|---------|--|---|
| | 0.02 | 60.57 | 132/268 | | 74 | 186/268 | | |

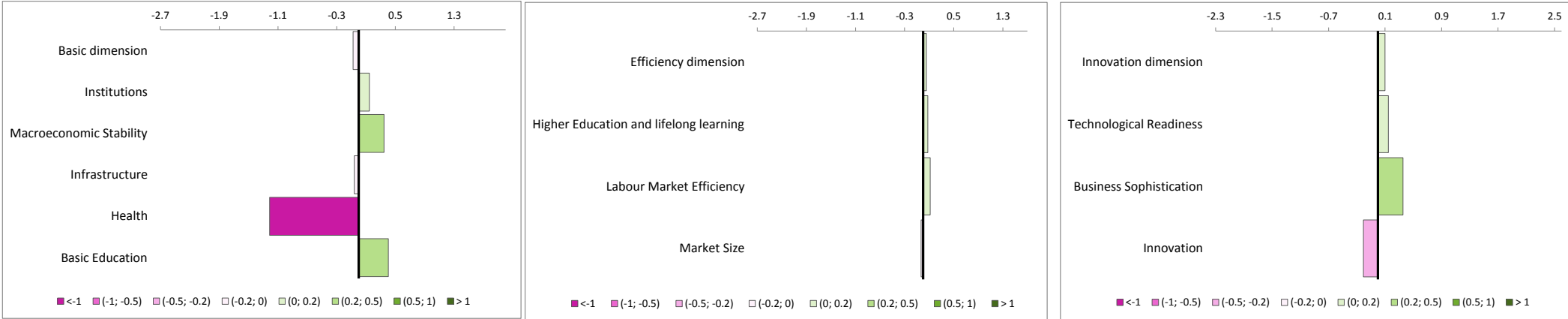
Peer Regions: South Yorkshire; Severovýchod; Região Autónoma da Madeira; Ciudad Autónoma de Ceuta; Notio Aigaio; Moravskoslezsko; Nyugat-Dunántúl; Hainaut; Región de Murcia; Tees Valley and Durham; Basilicata; Guadeloupe; Wielkopolskie; Śląskie and Canarias

| | score (EU28=0) | peers comparison |
|-------------------------|----------------|------------------|
| Basic dimension | -0.08 | |
| Institutions | 0.15 | |
| Macroeconomic Stability | 0.35 | |
| Infrastructure | -0.06 | |
| Health | -1.21 | |
| Basic Education | 0.40 | |

| | score (EU28=0) | peers comparison |
|--|----------------|------------------|
| Efficiency dimension | 0.05 | |
| Higher Education and lifelong learning | 0.08 | |
| Labour Market Efficiency | 0.12 | |
| Market Size | -0.03 | |

| | score (EU28=0) | peers comparison |
|-------------------------|----------------|------------------|
| Innovation dimension | 0.10 | |
| Technological Readiness | 0.15 | |
| Business Sophistication | 0.35 | |
| Innovation | -0.21 | |

- Overperforming with respect to its peers
- Similar to peers
- Underperforming with respect to its peers



* Equal ranking is assigned if the difference in score is equal or below 0.1 on the 0-100 scale

Note: Macroeconomic Stability and Basic Education at the country level

| RCI 2019 | Score | Score 0-100 | Rank* | GDP per head PPS - EU28=100 | Value | Rank | Stage of development (1 = Lowest; 5 = Highest) | 3 |
|----------|-------|-------------|---------|-----------------------------|-------|---------|--|---|
| | 0.13 | 64.60 | 120/268 | | 80 | 166/268 | | |

Peer Regions: East Yorkshire and Northern Lincolnshire; Comunidad Valenciana; Merseyside; Galicia; Jihovýchod; Devon; Principado de Asturias; Limousin; Algarve; Northern Ireland; Cantabria; Franche-Comté; Basse-Normandie ; Auvergne and Shropshire and Staffordshire

| | score (EU28=0) | peers comparison |
|-------------------------|----------------|------------------|
| Basic dimension | 0.08 | |
| Institutions | 0.15 | |
| Macroeconomic Stability | 0.35 | |
| Infrastructure | 0.44 | |
| Health | -0.93 | |
| Basic Education | 0.40 | |

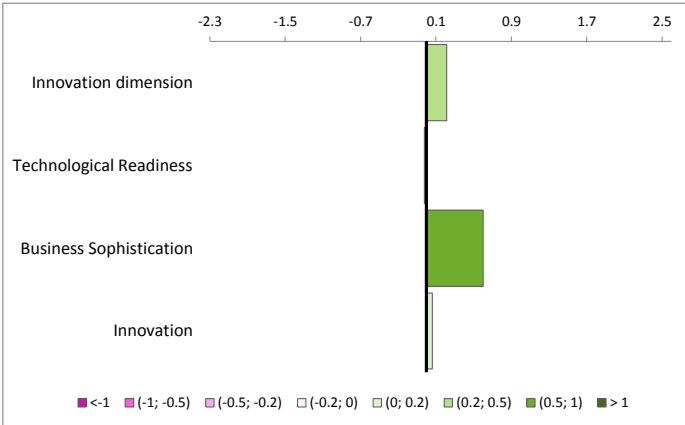
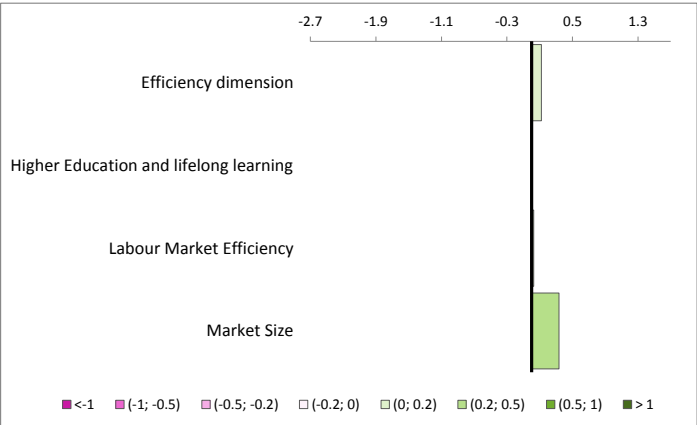
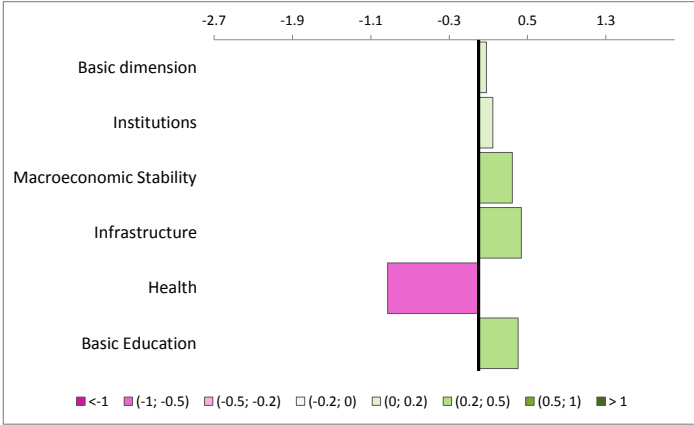
| | score (EU28=0) | peers comparison |
|--|----------------|------------------|
| Efficiency dimension | 0.12 | |
| Higher Education and lifelong learning | 0.00 | |
| Labour Market Efficiency | 0.03 | |
| Market Size | 0.33 | |

| | score (EU28=0) | peers comparison |
|-------------------------|----------------|------------------|
| Innovation dimension | 0.21 | |
| Technological Readiness | -0.02 | |
| Business Sophistication | 0.60 | |
| Innovation | 0.06 | |

Overperforming with respect to its peers

Similar to peers

Underperforming with respect to its peers



* Equal ranking is assigned if the difference in score is equal or below 0.1 on the 0-100 scale

Note: Macroeconomic Stability and Basic Education at the country level

| RCI 2019 | Score | Score 0-100 | Rank* | GDP per head PPS - EU28=100 | Value | Rank | Stage of development (1 = Lowest; 5 = Highest) | 1 |
|----------|-------|-------------|---------|-----------------------------|-------|---------|--|---|
| | -1.40 | 7.60 | 260/268 | | 29 | 268/268 | | |

Peer Regions: Severen tsentralen; Mayotte; Yuzhen tsentralen; Nord-Est; Severoiztochen; Yugoiztochen; Sud-Vest Oltenia; Észak-Alföld; Dél-Dunántúl; Észak-Magyarország; Sud - Muntenia; Anatoliki Makedonia, Thraki; Lubelskie; Dél-Alföld and Ipeiros

| | score (EU28=0) | peers comparison |
|-------------------------|----------------|------------------|
| Basic dimension | -1.40 | |
| Institutions | -1.95 | |
| Macroeconomic Stability | 0.61 | |
| Infrastructure | -1.82 | |
| Health | -2.62 | |
| Basic Education | -1.23 | |

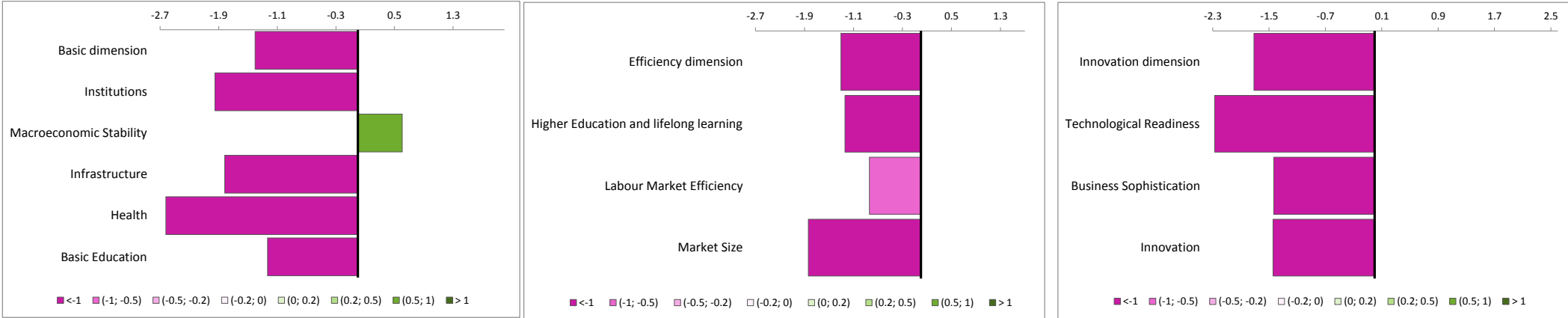
| | score (EU28=0) | peers comparison |
|--|----------------|------------------|
| Efficiency dimension | -1.31 | |
| Higher Education and lifelong learning | -1.24 | |
| Labour Market Efficiency | -0.84 | |
| Market Size | -1.84 | |

| | score (EU28=0) | peers comparison |
|-------------------------|----------------|------------------|
| Innovation dimension | -1.72 | |
| Technological Readiness | -2.27 | |
| Business Sophistication | -1.43 | |
| Innovation | -1.44 | |

Overperforming with respect to its peers

Similar to peers

Underperforming with respect to its peers



* Equal ranking is assigned if the difference in score is equal or below 0.1 on the 0-100 scale

Note: Macroeconomic Stability and Basic Education at the country level

| RCI 2019 | Score | Score 0-100 | Rank* | GDP per head PPS - EU28=100 | Value | Rank | Stage of development (1 = Lowest; 5 = Highest) | 1 |
|----------|-------|-------------|---------|-----------------------------|-------|---------|--|---|
| | -1.09 | 19.14 | 241/268 | | 33 | 267/268 | | |

Peer Regions: Mayotte; Yuzhen tsentralen; Nord-Est; Severozapaden; Severoiztochen; Yugoiztochen; Sud-Vest Oltenia; Észak-Alföld; Dél-Dunántúl; Észak-Magyarország; Sud - Muntenia; Anatoliki Makedonia, Thraki; Lubelskie; Dél-Alföld and Ipeiros

| | score (EU28=0) | peers comparison |
|-------------------------|----------------|------------------|
| Basic dimension | -1.14 | |
| Institutions | -1.34 | |
| Macroeconomic Stability | 0.61 | |
| Infrastructure | -1.59 | |
| Health | -2.13 | |
| Basic Education | -1.23 | |

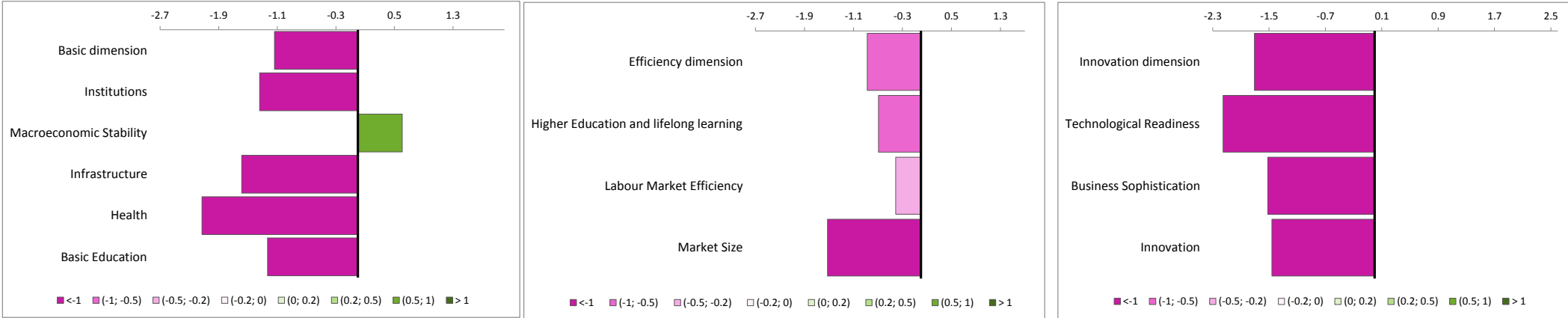
| | score (EU28=0) | peers comparison |
|--|----------------|------------------|
| Efficiency dimension | -0.88 | |
| Higher Education and lifelong learning | -0.69 | |
| Labour Market Efficiency | -0.41 | |
| Market Size | -1.52 | |

| | score (EU28=0) | peers comparison |
|-------------------------|----------------|------------------|
| Innovation dimension | -1.71 | |
| Technological Readiness | -2.15 | |
| Business Sophistication | -1.52 | |
| Innovation | -1.46 | |

Overperforming with respect to its peers

Similar to peers

Underperforming with respect to its peers



* Equal ranking is assigned if the difference in score is equal or below 0.1 on the 0-100 scale

Note: Macroeconomic Stability and Basic Education at the country level

| RCI 2019 | Score | Score 0-100 | Rank* | GDP per head PPS - EU28=100 | Value | Rank | Stage of development (1 = Lowest; 5 = Highest) | 1 |
|----------|-------|-------------|---------|-----------------------------|-------|---------|--|---|
| | -1.07 | 20.01 | 240/268 | | 39 | 263/268 | | |

Peer Regions: Yugoiztochen; Nord-Est; Sud-Vest Oltenia; Észak-Alföld; Yuzhen tsentralen; Dél-Dunántúl; Mayotte; Észak-Magyarország; Severen tsentralen; Sud - Muntenia; Anatoliki Makedonia, Thraki; Lubelskie; Dél-Alföld; Severozapaden and Ipeiros

| | score (EU28=0) | peers comparison |
|-------------------------|----------------|------------------|
| Basic dimension | -1.07 | |
| Institutions | -1.52 | |
| Macroeconomic Stability | 0.61 | |
| Infrastructure | -1.39 | |
| Health | -1.81 | |
| Basic Education | -1.23 | |

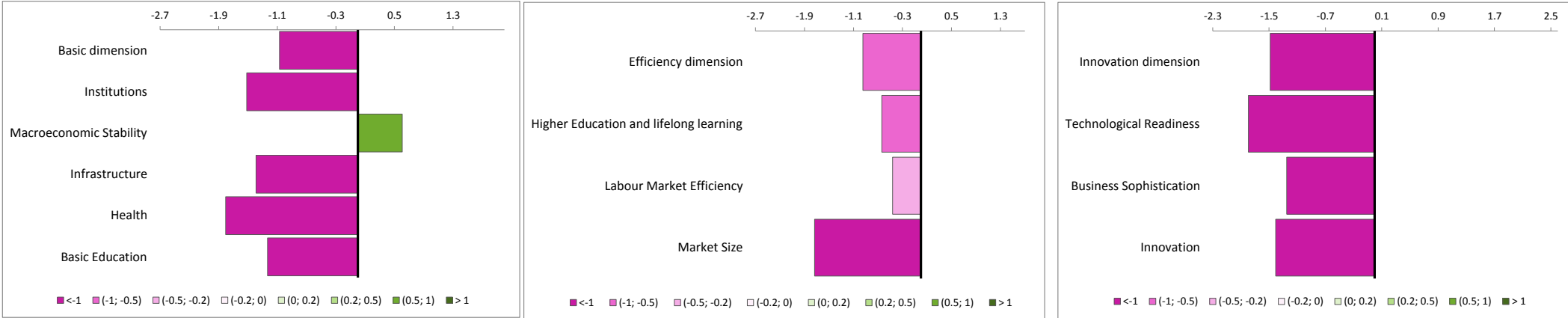
| | score (EU28=0) | peers comparison |
|--|----------------|------------------|
| Efficiency dimension | -0.94 | |
| Higher Education and lifelong learning | -0.64 | |
| Labour Market Efficiency | -0.46 | |
| Market Size | -1.74 | |

| | score (EU28=0) | peers comparison |
|-------------------------|----------------|------------------|
| Innovation dimension | -1.48 | |
| Technological Readiness | -1.79 | |
| Business Sophistication | -1.25 | |
| Innovation | -1.41 | |

Overperforming with respect to its peers

Similar to peers

Underperforming with respect to its peers



* Equal ranking is assigned if the difference in score is equal or below 0.1 on the 0-100 scale

Note: Macroeconomic Stability and Basic Education at the country level

| RCI 2019 | Score | Score 0-100 | Rank* | GDP per head PPS - EU28=100 | Value | Rank | Stage of development (1 = Lowest; 5 = Highest) | 1 |
|----------|-------|-------------|---------|-----------------------------|-------|---------|--|---|
| | -1.24 | 13.79 | 248/268 | | 41 | 262/268 | | |

Peer Regions: Sud-Vest Oltenia; Észak-Alföld; Dél-Dunántúl; Severoiztochen; Észak-Magyarország; Nord-Est; Sud - Muntenia; Anatoliki Makedonia, Thraki; Lubelskie; Dél-Alföld; Ipeiros; Yuzhen tsentralen; Podkarpackie; Warmińsko-mazurskie and Mayotte

| | score (EU28=0) | peers comparison |
|-------------------------|----------------|------------------|
| Basic dimension | -1.19 | |
| Institutions | -1.91 | |
| Macroeconomic Stability | 0.61 | |
| Infrastructure | -1.15 | |
| Health | -2.26 | |
| Basic Education | -1.23 | |

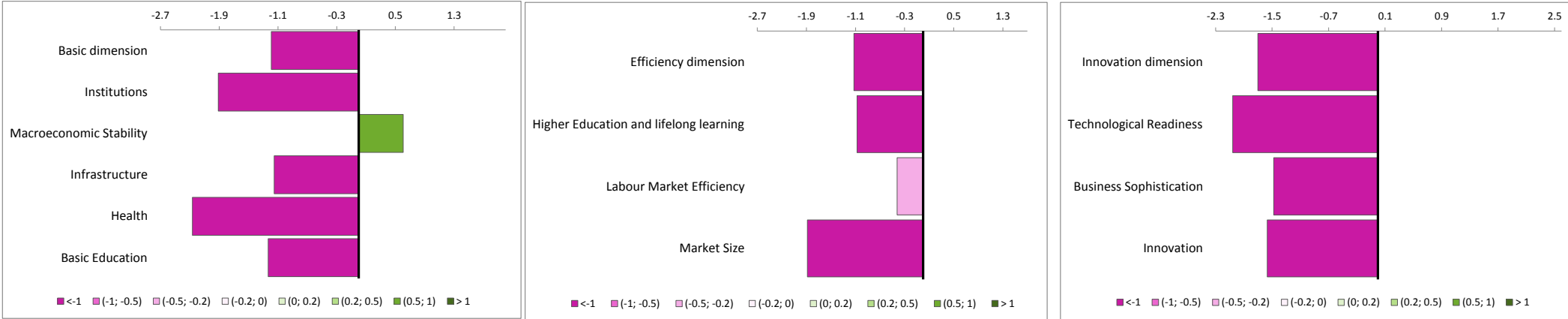
| | score (EU28=0) | peers comparison |
|--|----------------|------------------|
| Efficiency dimension | -1.13 | |
| Higher Education and lifelong learning | -1.08 | |
| Labour Market Efficiency | -0.42 | |
| Market Size | -1.88 | |

| | score (EU28=0) | peers comparison |
|-------------------------|----------------|------------------|
| Innovation dimension | -1.70 | |
| Technological Readiness | -2.06 | |
| Business Sophistication | -1.48 | |
| Innovation | -1.57 | |

Overperforming with respect to its peers

Similar to peers

Underperforming with respect to its peers



* Equal ranking is assigned if the difference in score is equal or below 0.1 on the 0-100 scale

Note: Macroeconomic Stability and Basic Education at the country level

| RCI 2019 | Score | Score 0-100 | Rank* | GDP per head PPS - EU28=100 | Value | Rank | Stage of development (1 = Lowest; 5 = Highest) | 3 |
|----------|-------|-------------|---------|--------------------------------|-------|---------|---|---|
| | -0.42 | 44.29 | 181/268 | | 78 | 173/268 | | |

Peer Regions: Languedoc-Roussillon; Picardie; Dolnośląskie; Shropshire and Staffordshire; Eesti; Lorraine; Jihozápad; Martinique ; Franche-Comté; Limousin; Principado de Asturias; Devon; Canarias; Wielkopolskie and Región de Murcia

| | score (EU28=0) | peers comparison |
|-------------------------|-------------------|------------------|
| Basic dimension | -0.82 | |
| Institutions | -1.77 | |
| Macroeconomic Stability | 0.61 | |
| Infrastructure | -0.66 | |
| Health | -1.06 | |
| Basic Education | -1.23 | |

| | score (EU28=0) | peers comparison |
|--|-------------------|------------------|
| Efficiency dimension | -0.03 | |
| Higher Education and lifelong learning | 0.49 | |
| Labour Market Efficiency | 0.35 | |
| Market Size | -0.92 | |

| | score (EU28=0) | peers comparison |
|-----------------------------|-------------------|------------------|
| Innovation dimension | -0.79 | |
| Technological Readiness | -1.76 | |
| Business Sophistication | -0.45 | |
| Innovation | -0.15 | |



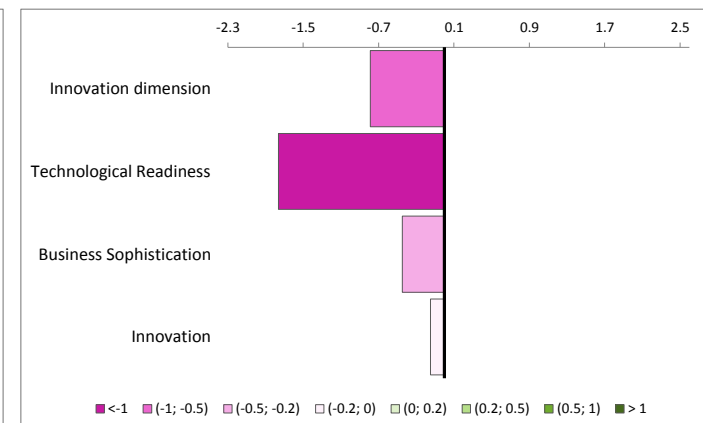
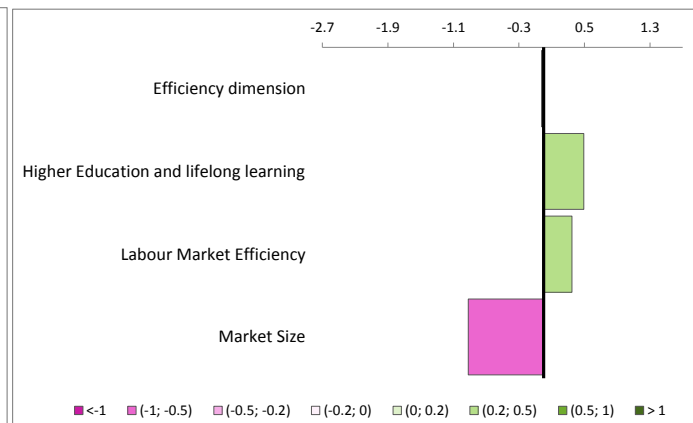
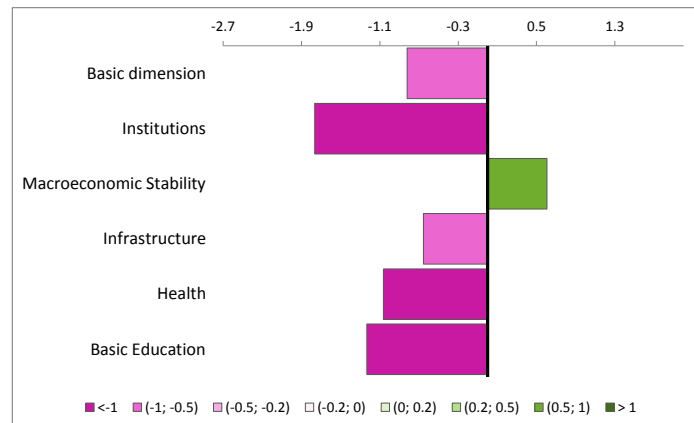
Overperforming with respect to its peers



Similar to peers



Underperforming with respect to its peers



* Equal ranking is assigned if the difference in score is equal or below 0.1 on the 0-100 scale

Note: Macroeconomic Stability and Basic Education at the country level

| RCI 2019 | Score | Score 0-100 | Rank* | GDP per head PPS - EU28=100 | Value | Rank | Stage of development (1 = Lowest; 5 = Highest) | 1 |
|----------|-------|-------------|---------|-----------------------------|-------|---------|--|---|
| | -1.04 | 21.21 | 237/268 | | 34 | 265/268 | | |

Peer Regions: Mayotte; Severen tsentralen; Nord-Est; Severozapaden; Severoiztochen; Yugoiztochen; Sud-Vest Oltenia; Észak-Alföld; Dél-Dunántúl; Észak-Magyarország; Sud - Muntenia; Anatoliki Makedonia, Thraki; Lubelskie; Dél-Alföld and Ipeiros

| | score (EU28=0) | peers comparison |
|-------------------------|----------------|------------------|
| Basic dimension | -0.99 | |
| Institutions | -1.60 | |
| Macroeconomic Stability | 0.61 | |
| Infrastructure | -0.84 | |
| Health | -1.86 | |
| Basic Education | -1.23 | |

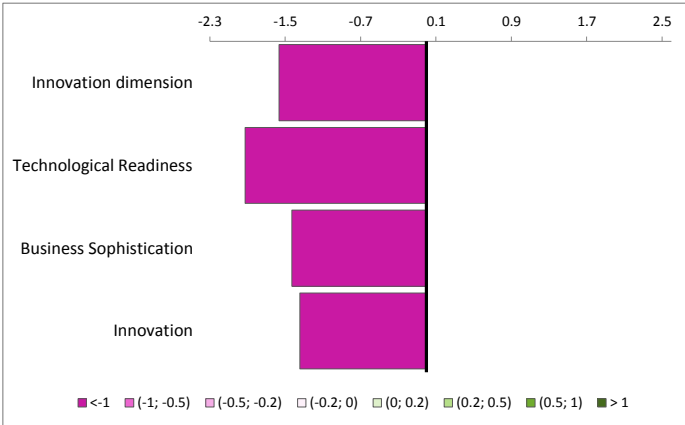
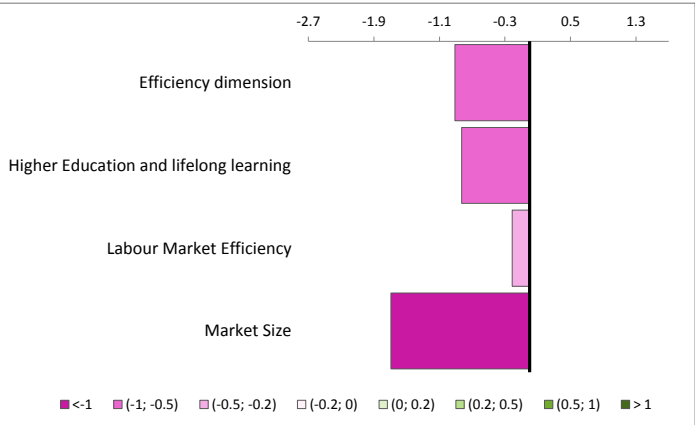
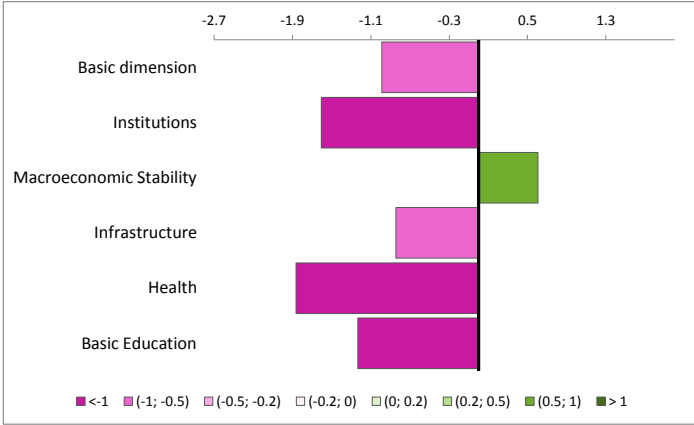
| | score (EU28=0) | peers comparison |
|--|----------------|------------------|
| Efficiency dimension | -0.91 | |
| Higher Education and lifelong learning | -0.83 | |
| Labour Market Efficiency | -0.21 | |
| Market Size | -1.69 | |

| | score (EU28=0) | peers comparison |
|-------------------------|----------------|------------------|
| Innovation dimension | -1.57 | |
| Technological Readiness | -1.93 | |
| Business Sophistication | -1.43 | |
| Innovation | -1.34 | |

Overperforming with respect to its peers

Similar to peers

Underperforming with respect to its peers



* Equal ranking is assigned if the difference in score is equal or below 0.1 on the 0-100 scale

Note: Macroeconomic Stability and Basic Education at the country level

| RCI 2019 | Score | Score 0-100 | Rank* | GDP per head PPS - EU28=100 | Value | Rank | Stage of development (1 = Lowest; 5 = Highest) | 3 |
|----------|-------|-------------|---------|-----------------------------|-------|---------|--|---|
| | -0.29 | 48.93 | 170/268 | | 83 | 151/268 | | |

Peer Regions: Umbria; Poitou-Charentes; Abruzzo; Mecklenburg-Vorpommern; Derbyshire and Nottinghamshire; Liège; Nord-Pas de Calais; Northumberland and Tyne and Wear; Dorset and Somerset; Northern and Western; Bourgogne; Corse; Auvergne; Castilla y León and Basse-Normandie

| | score (EU28=0) | peers comparison |
|-------------------------|----------------|------------------|
| Basic dimension | -0.21 | |
| Institutions | -0.36 | |
| Macroeconomic Stability | -1.07 | |
| Infrastructure | -0.56 | |
| Health | 0.76 | |
| Basic Education | 0.16 | |

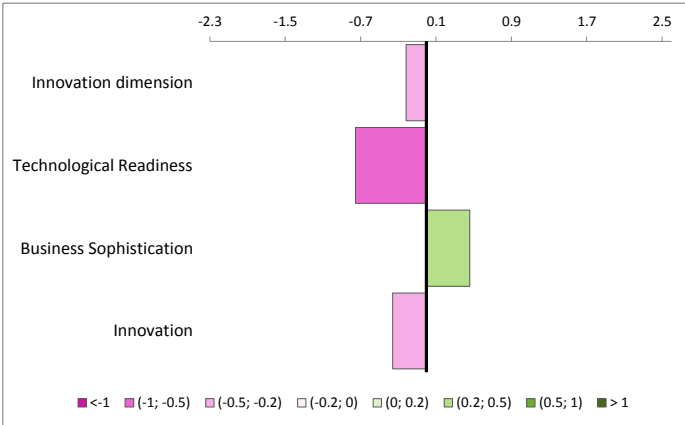
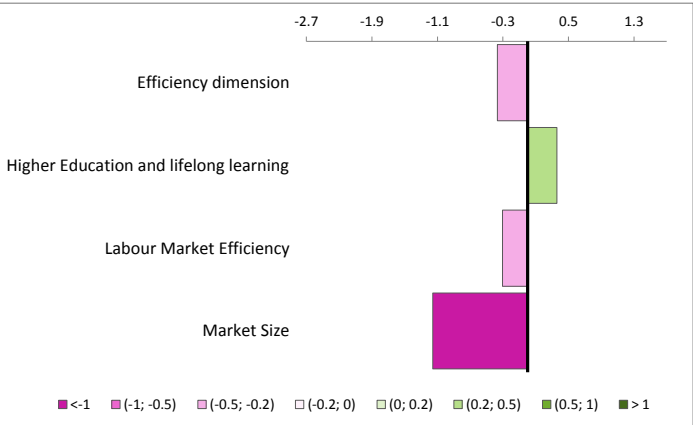
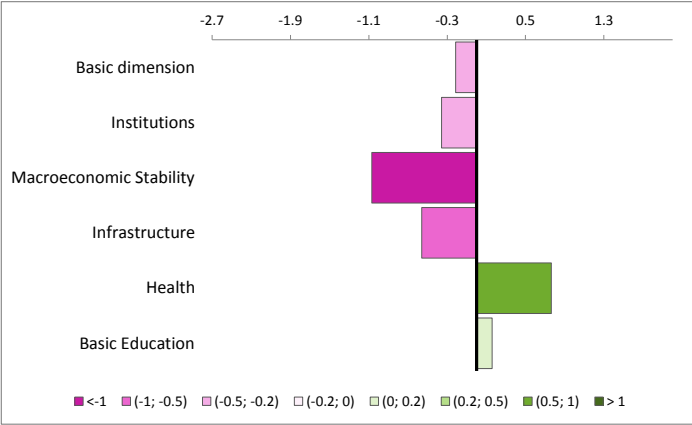
| | score (EU28=0) | peers comparison |
|--|----------------|------------------|
| Efficiency dimension | -0.37 | |
| Higher Education and lifelong learning | 0.36 | |
| Labour Market Efficiency | -0.30 | |
| Market Size | -1.16 | |

| | score (EU28=0) | peers comparison |
|-------------------------|----------------|------------------|
| Innovation dimension | -0.22 | |
| Technological Readiness | -0.75 | |
| Business Sophistication | 0.46 | |
| Innovation | -0.36 | |

Overperforming with respect to its peers

Similar to peers

Underperforming with respect to its peers



* Equal ranking is assigned if the difference in score is equal or below 0.1 on the 0-100 scale

Note: Macroeconomic Stability and Basic Education at the country level

| RCI 2019 | Score | Score 0-100 | Rank* | GDP per head PPS - EU28=100 | Value | Rank | Stage of development (1 = Lowest; 5 = Highest) | 5 |
|----------|-------|-------------|--------|--------------------------------|-------|--------|---|---|
| | 0.43 | 75.61 | 69/268 | | 132 | 32/268 | | |

Peer Regions: Oberösterreich; Wien and its commuting zone; Köln; Åland; Düsseldorf; Braunschweig; Oberpfalz; Noord-Brabant; Zuid-Holland; Tübingen; Mittelfranken; Lombardia; Cheshire; Groningen and Karlsruhe

| | score (EU28=0) | peers comparison |
|-------------------------|-------------------|------------------|
| Basic dimension | 0.15 | |
| Institutions | -0.35 | |
| Macroeconomic Stability | 0.77 | |
| Infrastructure | 0.11 | |
| Health | -0.05 | |
| Basic Education | 0.27 | |

| | score (EU28=0) | peers comparison |
|--|-------------------|------------------|
| Efficiency dimension | 0.49 | |
| Higher Education and lifelong learning | 0.66 | |
| Labour Market Efficiency | 0.64 | |
| Market Size | 0.16 | |

| | score (EU28=0) | peers comparison |
|-----------------------------|-------------------|------------------|
| Innovation dimension | 0.51 | |
| Technological Readiness | 0.58 | |
| Business Sophistication | 0.07 | |
| Innovation | 0.88 | |



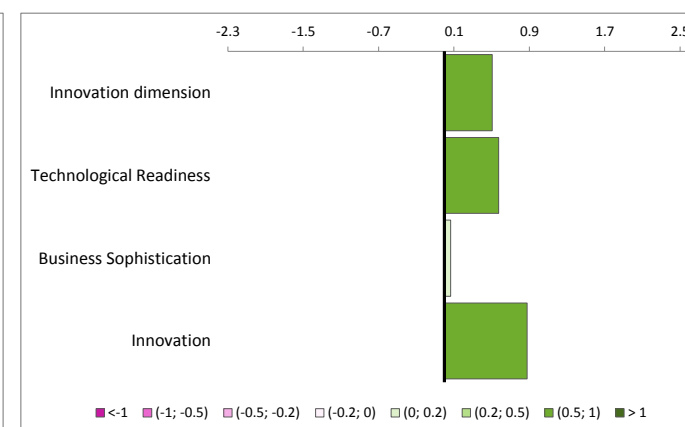
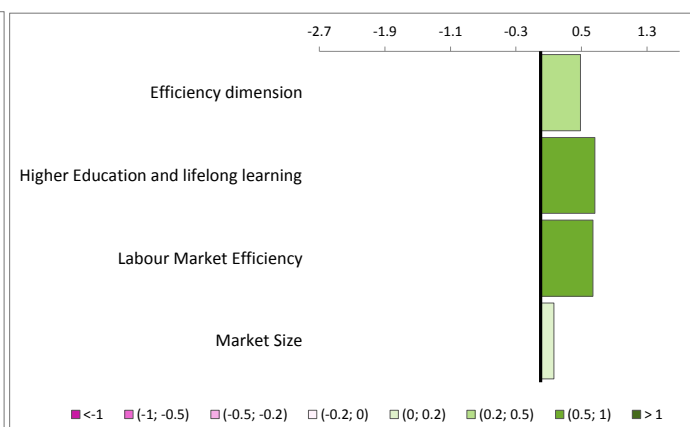
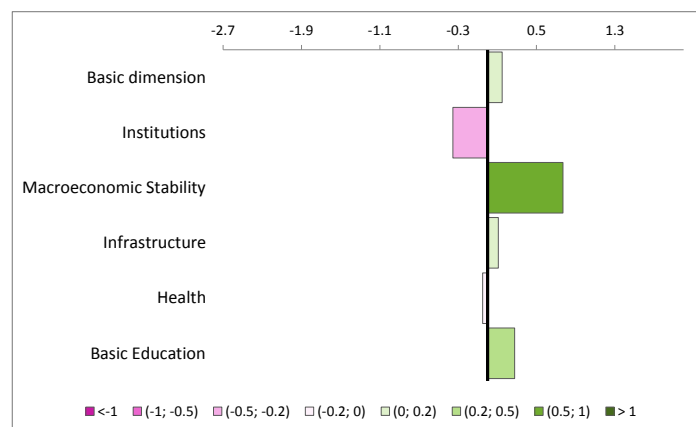
Overperforming with respect to its peers



Similar to peers



Underperforming with respect to its peers



* Equal ranking is assigned if the difference in score is equal or below 0.1 on the 0-100 scale

Note: Macroeconomic Stability and Basic Education at the country level

| RCI 2019 | Score | Score 0-100 | Rank* | GDP per head PPS - EU28=100 | Value | Rank | Stage of development (1 = Lowest; 5 = Highest) | 3 |
|----------|-------|-------------|---------|--------------------------------|-------|---------|---|---|
| | -0.15 | 54.29 | 158/268 | | 77 | 179/268 | | |

Peer Regions: Lorraine; Martinique ; Eesti; Dolnośląskie; Picardie; Languedoc-Roussillon; Yugożapaden; Canarias; Wielkopolskie; Shropshire and Staffordshire; Región de Murcia; Hainaut; Franche-Comté; Notio Aigaio and Limousin

| | score (EU28=0) | peers comparison |
|-------------------------|-------------------|------------------|
| Basic dimension | -0.15 | |
| Institutions | -0.30 | |
| Macroeconomic Stability | 0.77 | |
| Infrastructure | -0.91 | |
| Health | -0.59 | |
| Basic Education | 0.27 | |

| | score (EU28=0) | peers comparison |
|--|-------------------|------------------|
| Efficiency dimension | -0.07 | |
| Higher Education and lifelong learning | 0.17 | |
| Labour Market Efficiency | 0.30 | |
| Market Size | -0.69 | |

| | score (EU28=0) | peers comparison |
|-----------------------------|-------------------|------------------|
| Innovation dimension | -0.31 | |
| Technological Readiness | 0.38 | |
| Business Sophistication | -1.04 | |
| Innovation | -0.27 | |



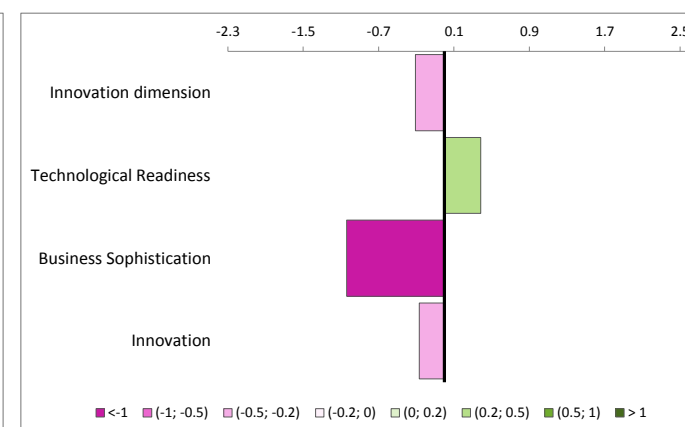
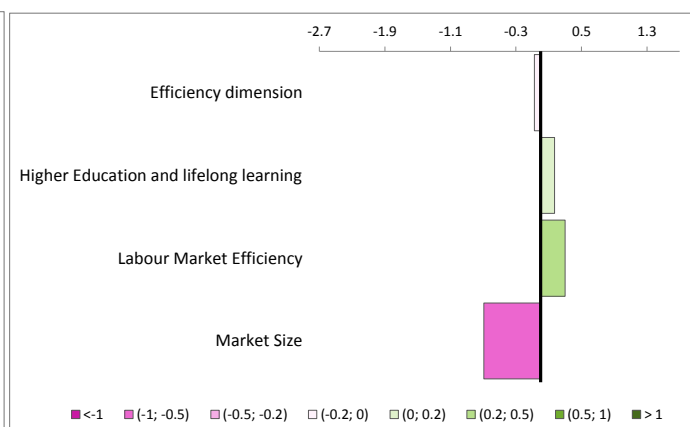
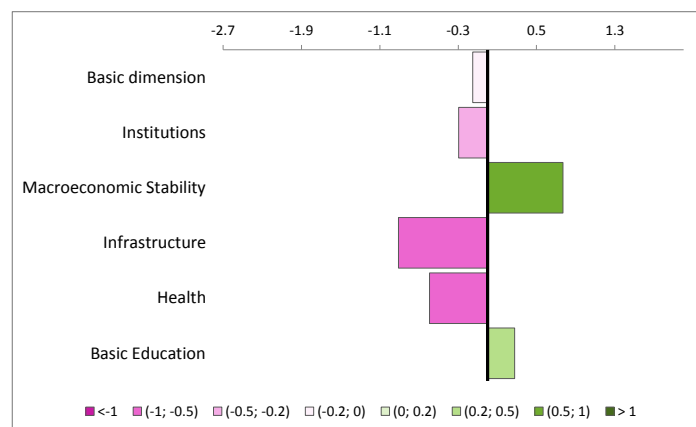
Overperforming with respect to its peers



Similar to peers



Underperforming with respect to its peers



* Equal ranking is assigned if the difference in score is equal or below 0.1 on the 0-100 scale

Note: Macroeconomic Stability and Basic Education at the country level

| RCI 2019 | Score | Score 0-100 | Rank* | GDP per head PPS - EU28=100 | Value | Rank | Stage of development (1 = Lowest; 5 = Highest) | 2 |
|----------|-------|-------------|---------|--------------------------------|-------|---------|---|---|
| | -0.38 | 45.78 | 178/268 | | 63 | 217/268 | | |

Peer Regions: Extremadura; Małopolskie; Southern Scotland; Közép-Dunántúl; Ionia Nisia; Vest; Vidurio ir vakarų Lietuvos regionas ; Puglia; Łódzkie; Latvija; Norte; Dytiki Makedonia; Campania; Kontinentalna Hrvatska and Sterea Ellada

| | score (EU28=0) | peers comparison |
|-------------------------|-------------------|------------------|
| Basic dimension | -0.24 | |
| Institutions | -0.63 | |
| Macroeconomic Stability | 0.77 | |
| Infrastructure | -0.58 | |
| Health | -1.06 | |
| Basic Education | 0.27 | |

| | score (EU28=0) | peers comparison |
|--|-------------------|------------------|
| Efficiency dimension | -0.35 | |
| Higher Education and lifelong learning | -0.56 | |
| Labour Market Efficiency | -0.09 | |
| Market Size | -0.39 | |

| | score (EU28=0) | peers comparison |
|-----------------------------|-------------------|------------------|
| Innovation dimension | -0.67 | |
| Technological Readiness | 0.16 | |
| Business Sophistication | -1.20 | |
| Innovation | -0.97 | |



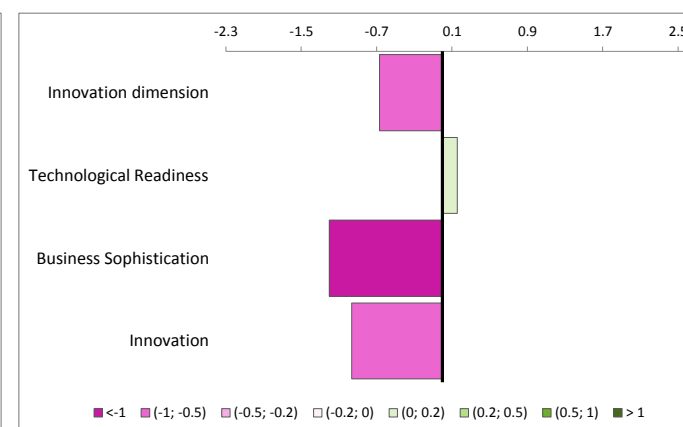
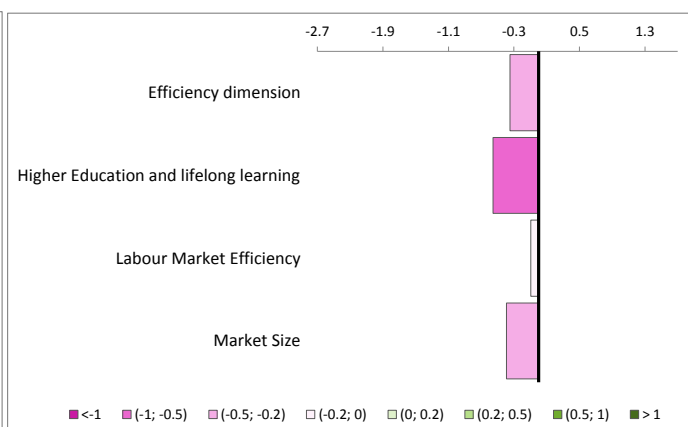
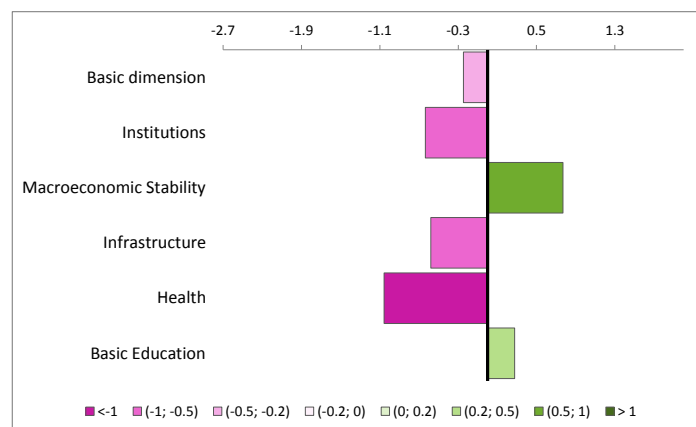
Overperforming with respect to its peers



Similar to peers



Underperforming with respect to its peers



* Equal ranking is assigned if the difference in score is equal or below 0.1 on the 0-100 scale

Note: Macroeconomic Stability and Basic Education at the country level

| RCI 2019 | Score | Score 0-100 | Rank* | GDP per head PPS - EU28=100 | Value | Rank | Stage of development (1 = Lowest; 5 = Highest) | 2 |
|----------|-------|-------------|---------|--------------------------------|-------|---------|---|---|
| | -0.10 | 56.21 | 150/268 | | 73 | 188/268 | | |

Peer Regions: South Yorkshire; Região Autónoma da Madeira; Ciudad Autónoma de Ceuta; Moravskoslezsko; Luxembourg; Nyugat-Dunántúl; Tees Valley and Durham; Basilicata; Guadeloupe; Śląskie; Střední Morava; Alentejo; Notio Aigaio; Lincolnshire and Castilla-La Mancha

| | score (EU28=0) | peers comparison |
|-------------------------|-------------------|------------------|
| Basic dimension | -0.09 | |
| Institutions | -0.24 | |
| Macroeconomic Stability | 0.77 | |
| Infrastructure | -0.91 | |
| Health | -0.33 | |
| Basic Education | 0.27 | |

| | score (EU28=0) | peers comparison |
|--|-------------------|------------------|
| Efficiency dimension | -0.04 | |
| Higher Education and lifelong learning | 0.19 | |
| Labour Market Efficiency | 0.16 | |
| Market Size | -0.48 | |

| | score (EU28=0) | peers comparison |
|-----------------------------|-------------------|------------------|
| Innovation dimension | -0.25 | |
| Technological Readiness | 0.28 | |
| Business Sophistication | -0.88 | |
| Innovation | -0.16 | |



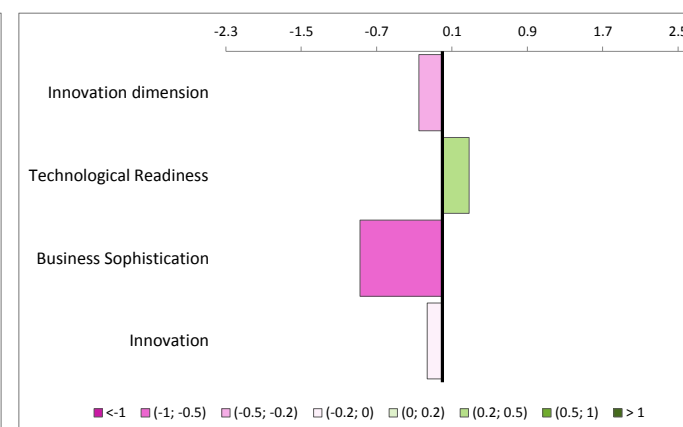
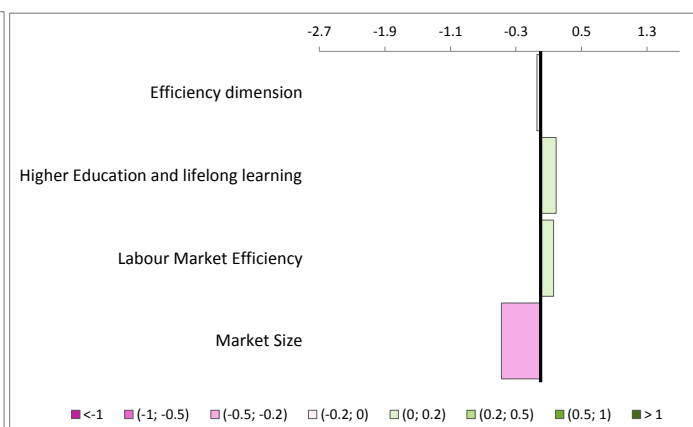
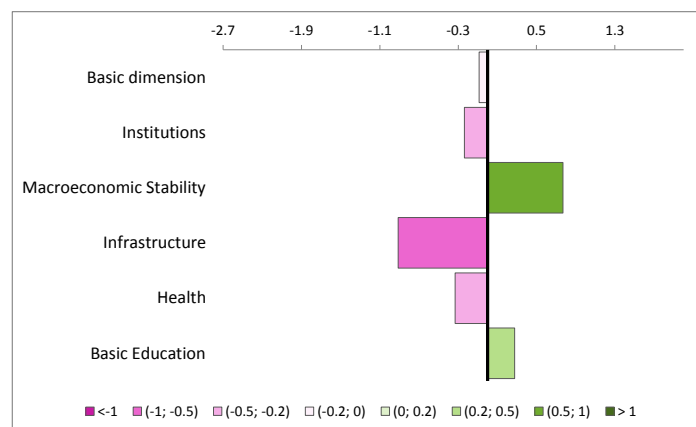
Overperforming with respect to its peers



Similar to peers



Underperforming with respect to its peers



* Equal ranking is assigned if the difference in score is equal or below 0.1 on the 0-100 scale

Note: Macroeconomic Stability and Basic Education at the country level

| RCI 2019 | Score | Score 0-100 | Rank* | GDP per head PPS - EU28=100 | Value | Rank | Stage of development (1 = Lowest; 5 = Highest) | 3 |
|----------|-------|-------------|---------|-----------------------------|-------|---------|--|---|
| | 0.04 | 61.41 | 131/268 | | 81 | 162/268 | | |

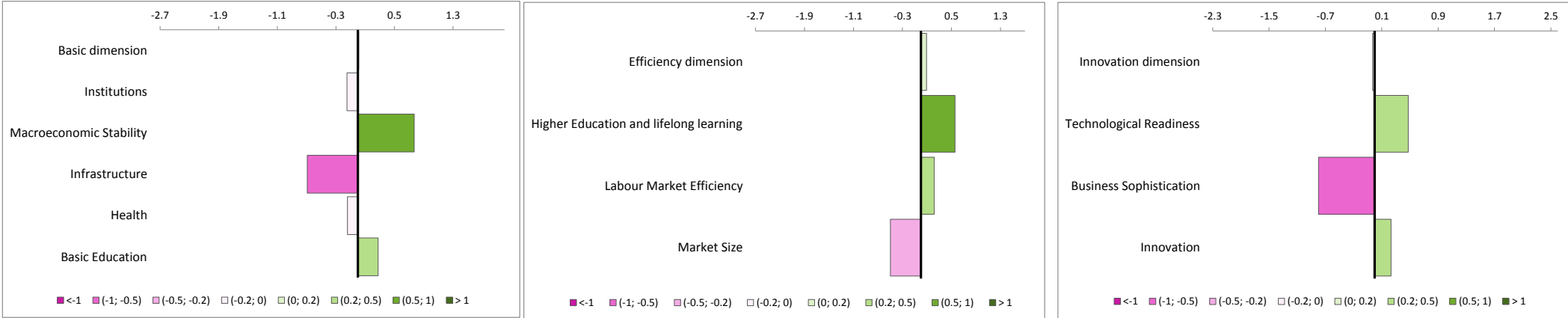
Peer Regions: Galicia; Merseyside; Algarve; East Yorkshire and Northern Lincolnshire; Namur; Northern Ireland; Cantabria; Comunidad Valenciana; Basse-Normandie ; Auvergne; Devon; Principado de Asturias; Limousin; Dorset and Somerset and Derbyshire and Nottinghamshire

| | score (EU28=0) | peers comparison |
|-------------------------|----------------|------------------|
| Basic dimension | 0.01 | |
| Institutions | -0.15 | |
| Macroeconomic Stability | 0.77 | |
| Infrastructure | -0.69 | |
| Health | -0.14 | |
| Basic Education | 0.27 | |

| | score (EU28=0) | peers comparison |
|--|----------------|------------------|
| Efficiency dimension | 0.09 | |
| Higher Education and lifelong learning | 0.56 | |
| Labour Market Efficiency | 0.22 | |
| Market Size | -0.50 | |

| | score (EU28=0) | peers comparison |
|-------------------------|----------------|------------------|
| Innovation dimension | -0.03 | |
| Technological Readiness | 0.47 | |
| Business Sophistication | -0.80 | |
| Innovation | 0.23 | |

| | |
|--|---|
| | Overperforming with respect to its peers |
| | Similar to peers |
| | Underperforming with respect to its peers |



* Equal ranking is assigned if the difference in score is equal or below 0.1 on the 0-100 scale

Note: Macroeconomic Stability and Basic Education at the country level

| RCI 2019 | Score | Score 0-100 | Rank* | GDP per head PPS - EU28=100 | Value | Rank | Stage of development (1 = Lowest; 5 = Highest) | 2 |
|----------|-------|-------------|---------|--------------------------------|-------|---------|---|---|
| | -0.14 | 54.62 | 155/268 | | 72 | 197/268 | | |

Peer Regions: Alentejo; Śląskie; Lincolnshire; Castilla-La Mancha; Guadeloupe; Basilicata; Tees Valley and Durham; Nyugat-Dunántúl; Západné Slovensko; Moravskoslezsko; Ciudad Autónoma de Ceuta; Região Autónoma da Madeira; Severovýchod; Sardegna and South Yorkshire

| | score (EU28=0) | peers comparison |
|-------------------------|-------------------|------------------|
| Basic dimension | -0.11 | |
| Institutions | -0.17 | |
| Macroeconomic Stability | 0.77 | |
| Infrastructure | -0.99 | |
| Health | -0.44 | |
| Basic Education | 0.27 | |

| | score (EU28=0) | peers comparison |
|--|-------------------|------------------|
| Efficiency dimension | -0.07 | |
| Higher Education and lifelong learning | 0.16 | |
| Labour Market Efficiency | 0.12 | |
| Market Size | -0.50 | |

| | score (EU28=0) | peers comparison |
|-----------------------------|-------------------|------------------|
| Innovation dimension | -0.37 | |
| Technological Readiness | 0.23 | |
| Business Sophistication | -0.95 | |
| Innovation | -0.39 | |



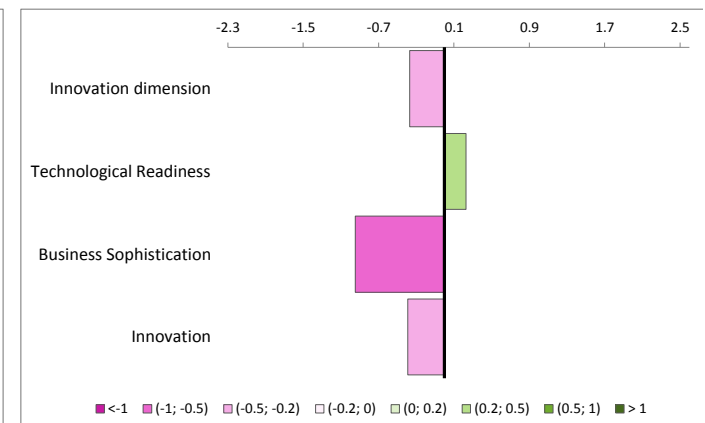
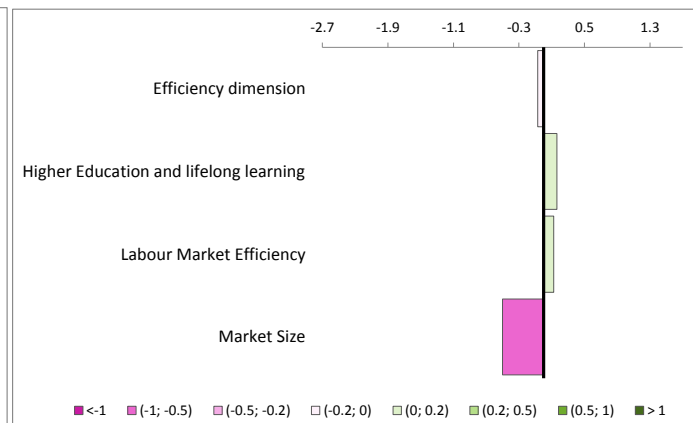
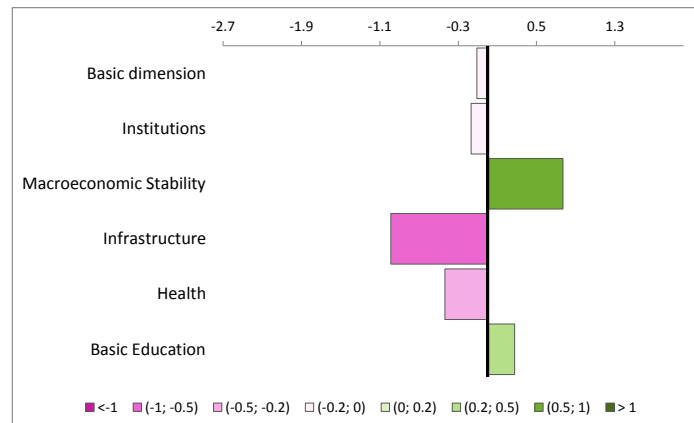
Overperforming with respect to its peers



Similar to peers



Underperforming with respect to its peers



* Equal ranking is assigned if the difference in score is equal or below 0.1 on the 0-100 scale

Note: Macroeconomic Stability and Basic Education at the country level

| RCI 2019 | Score | Score 0-100 | Rank* | GDP per head PPS - EU28=100 | Value | Rank | Stage of development (1 = Lowest; 5 = Highest) | 2 |
|----------|-------|-------------|---------|--------------------------------|-------|---------|---|---|
| | -0.13 | 55.09 | 154/268 | | 73 | 191/268 | | |

Peer Regions: Ciudad Autónoma de Ceuta; Nyugat-Dunántúl; Região Autónoma da Madeira; Severovýchod; South Yorkshire; Tees Valley and Durham; Basilicata; Guadeloupe; Śląskie; Luxembourg; Střední Morava; Alentejo; Lincolnshire; Castilla-La Mancha and Notio Aigaio

| | score (EU28=0) | peers comparison |
|-------------------------|-------------------|------------------|
| Basic dimension | -0.10 | |
| Institutions | -0.29 | |
| Macroeconomic Stability | 0.77 | |
| Infrastructure | -0.79 | |
| Health | -0.48 | |
| Basic Education | 0.27 | |

| | score (EU28=0) | peers comparison |
|--|-------------------|------------------|
| Efficiency dimension | -0.06 | |
| Higher Education and lifelong learning | 0.16 | |
| Labour Market Efficiency | -0.06 | |
| Market Size | -0.28 | |

| | score (EU28=0) | peers comparison |
|-----------------------------|-------------------|------------------|
| Innovation dimension | -0.34 | |
| Technological Readiness | 0.48 | |
| Business Sophistication | -0.96 | |
| Innovation | -0.53 | |



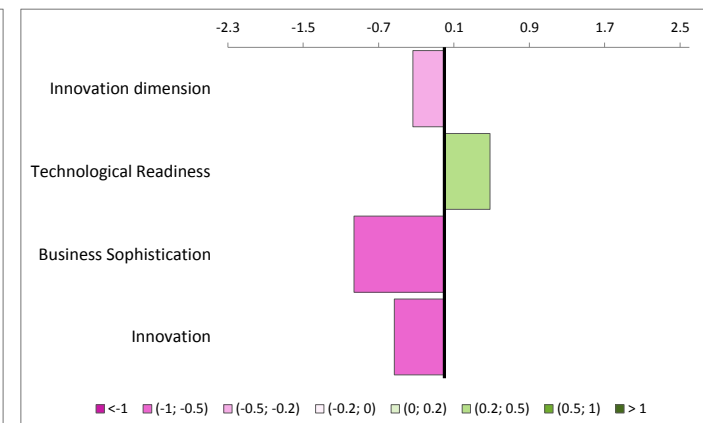
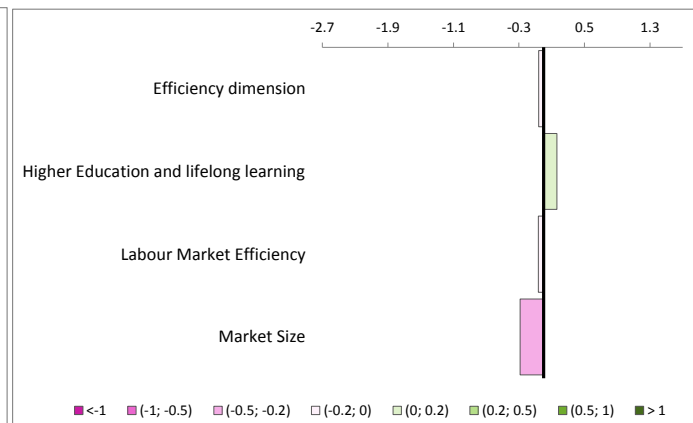
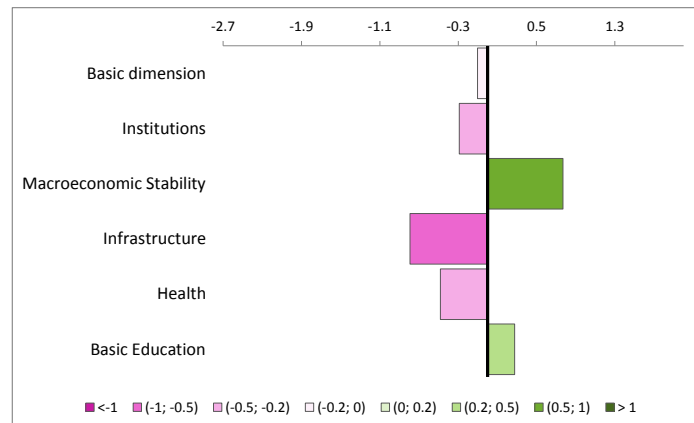
Overperforming with respect to its peers



Similar to peers



Underperforming with respect to its peers













* Equal ranking is assigned if the difference in score is equal or below 0.1 on the 0-100 scale





Note: Macroeconomic Stability and Basic Education at the country level

| RCI 2019 | Score | Score 0-100 | Rank* | GDP per head PPS - EU28=100 | Value | Rank | Stage of development (1 = Lowest; 5 = Highest) | 4 |
|----------|-------|-------------|--------|--------------------------------|-------|--------|---|---|
| | 0.59 | 81.69 | 32/268 | | 106 | 83/268 | | |

Peer Regions: Overijssel; Östra Mellansverige; Hampshire and Isle of Wight; Liguria; Sydsverige; Småland med öarna; Koblenz; Nordjylland; Gießen; Münster; Friuli-Venezia Giulia; Rhône-Alpes; Gelderland; Kärnten and Arnsberg

| | score (EU28=0) | peers comparison |
|-------------------------|-------------------|---|
| Basic dimension | 0.72 |  |
| Institutions | 0.58 |  |
| Macroeconomic Stability | 1.13 |  |
| Infrastructure | 1.20 |  |
| Health | 0.29 |  |
| Basic Education | 0.39 |  |

| | score (EU28=0) | peers comparison |
|--|-------------------|---|
| Efficiency dimension | 0.44 |  |
| Higher Education and lifelong learning | 0.16 |  |
| Labour Market Efficiency | 0.46 |  |
| Market Size | 0.71 |  |

| | score (EU28=0) | peers comparison |
|-----------------------------|-------------------|---|
| Innovation dimension | 0.75 |  |
| Technological Readiness | 0.71 |  |
| Business Sophistication | 0.56 |  |
| Innovation | 0.97 |  |



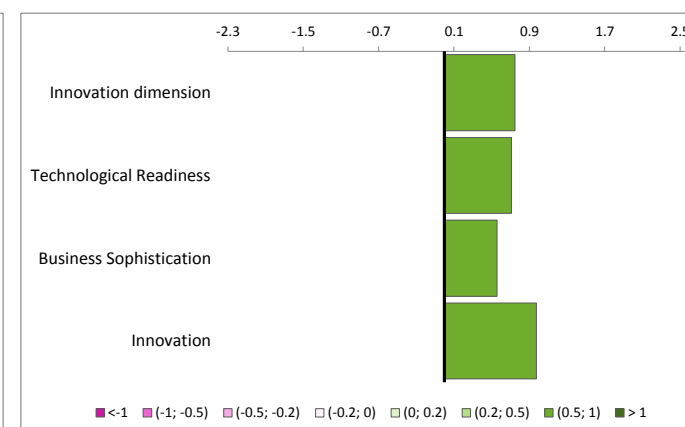
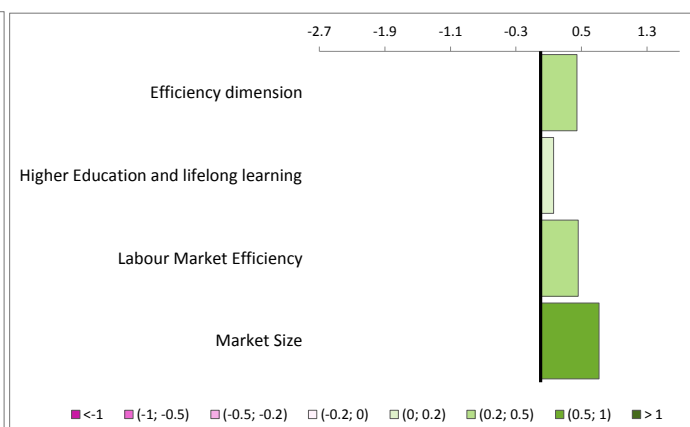
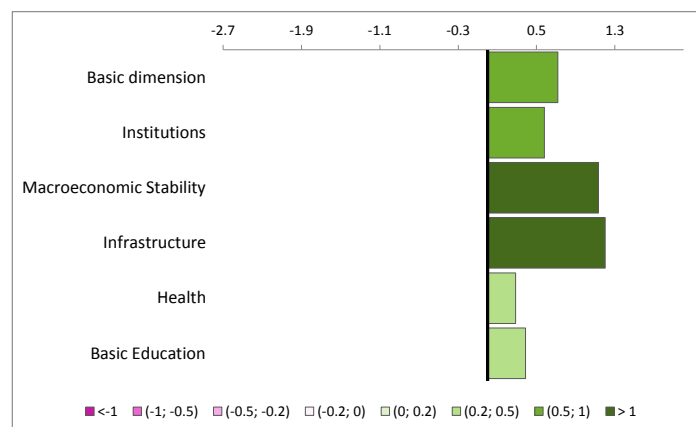
Overperforming with respect to its peers



Similar to peers



Underperforming with respect to its peers



* Equal ranking is assigned if the difference in score is equal or below 0.1 on the 0-100 scale

Note: Macroeconomic Stability and Basic Education at the country level

| RCI 2019 | Score | Score 0-100 | Rank* | GDP per head PPS - EU28=100 | Value | Rank | Stage of development (1 = Lowest; 5 = Highest) | 5 |
|----------|-------|-------------|--------|--------------------------------|-------|--------|---|---|
| | 0.75 | 87.80 | 18/268 | | 161 | 11/268 | | |

Peer Regions: London and its commuting zone; Bruxelles and its commuting zone; Amsterdam and its commuting zone; Darmstadt; Hovedstaden; Utrecht; Bremen; Salzburg; North Eastern Scotland; Warszawski stołeczny; Stockholm; Berkshire, Buckinghamshire and Oxfordshire; Île de France; Prov. Autonoma di Bolzano/Bozen and Oberbayern

| | score (EU28=0) | peers comparison |
|-------------------------|-------------------|------------------|
| Basic dimension | 0.62 | |
| Institutions | 0.78 | |
| Macroeconomic Stability | 1.13 | |
| Infrastructure | 0.31 | |
| Health | 0.51 | |
| Basic Education | 0.39 | |

| | score (EU28=0) | peers comparison |
|--|-------------------|------------------|
| Efficiency dimension | 0.85 | |
| Higher Education and lifelong learning | 0.27 | |
| Labour Market Efficiency | 1.11 | |
| Market Size | 1.16 | |

| | score (EU28=0) | peers comparison |
|-----------------------------|-------------------|------------------|
| Innovation dimension | 0.68 | |
| Technological Readiness | 0.83 | |
| Business Sophistication | 0.36 | |
| Innovation | 0.84 | |



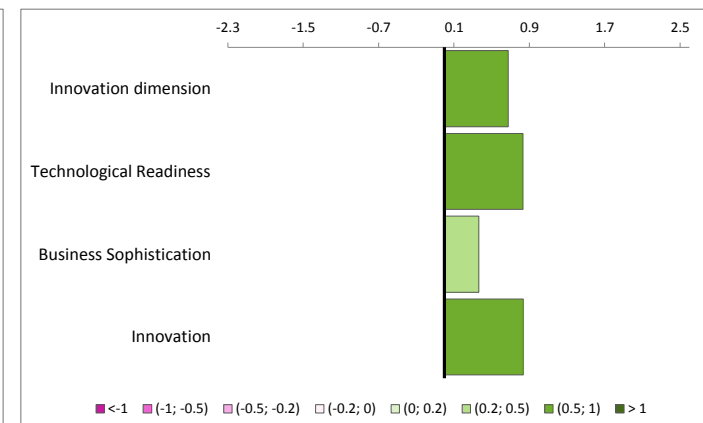
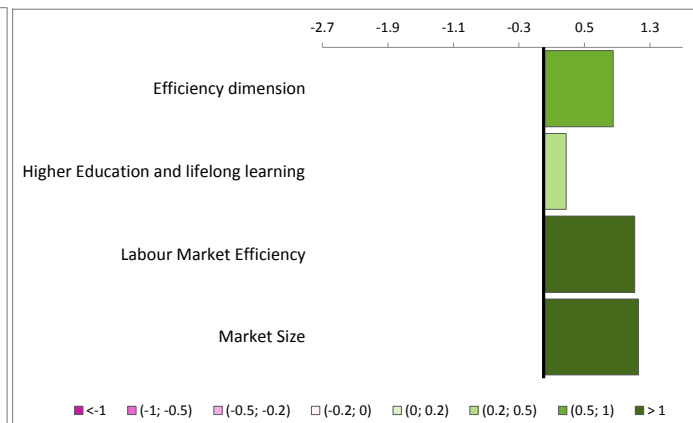
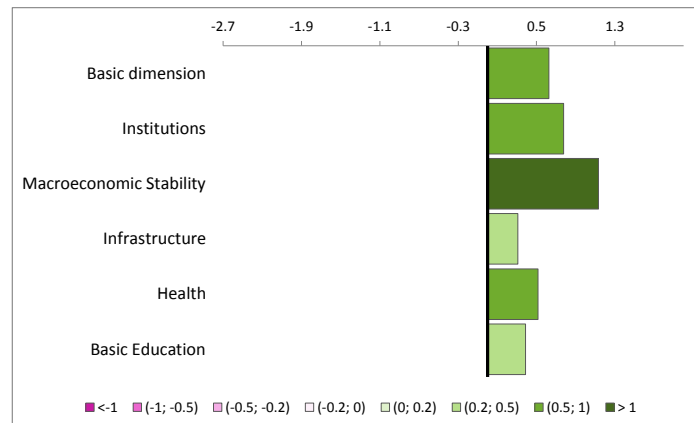
Overperforming with respect to its peers



Similar to peers



Underperforming with respect to its peers













* Equal ranking is assigned if the difference in score is equal or below 0.1 on the 0-100 scale





Note: Macroeconomic Stability and Basic Education at the country level

| RCI 2019 | Score | Score 0-100 | Rank* | GDP per head PPS - EU28=100 | Value | Rank | Stage of development (1 = Lowest; 5 = Highest) | 5 |
|----------|-------|-------------|--------|--------------------------------|-------|--------|---|---|
| | 0.77 | 88.62 | 15/268 | | 137 | 27/268 | | |

Peer Regions: Tirol; București - Ilfov; Mittelfranken; Tübingen; Antwerpen; Vorarlberg; Braunschweig; Köln; Praha and its commuting zone ; Helsinki-Uusimaa; Oberösterreich; Wien and its commuting zone; Åland; Düsseldorf and Prov. Autonoma di Bolzano/Bozen

| | score (EU28=0) | peers comparison |
|-------------------------|-------------------|---|
| Basic dimension | 0.74 |  |
| Institutions | 0.78 |  |
| Macroeconomic Stability | 1.13 |  |
| Infrastructure | 0.95 |  |
| Health | 0.46 |  |
| Basic Education | 0.39 |  |

| | score (EU28=0) | peers comparison |
|--|-------------------|---|
| Efficiency dimension | 0.82 |  |
| Higher Education and lifelong learning | 0.24 |  |
| Labour Market Efficiency | 1.05 |  |
| Market Size | 1.15 |  |

| | score (EU28=0) | peers comparison |
|-----------------------------|-------------------|---|
| Innovation dimension | 0.73 |  |
| Technological Readiness | 0.83 |  |
| Business Sophistication | 0.30 |  |
| Innovation | 1.05 |  |



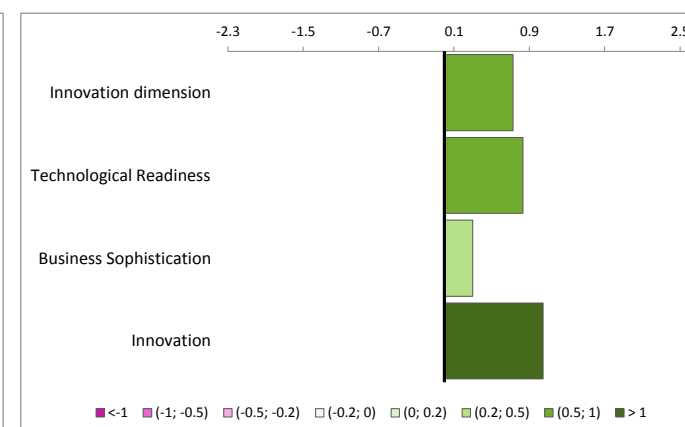
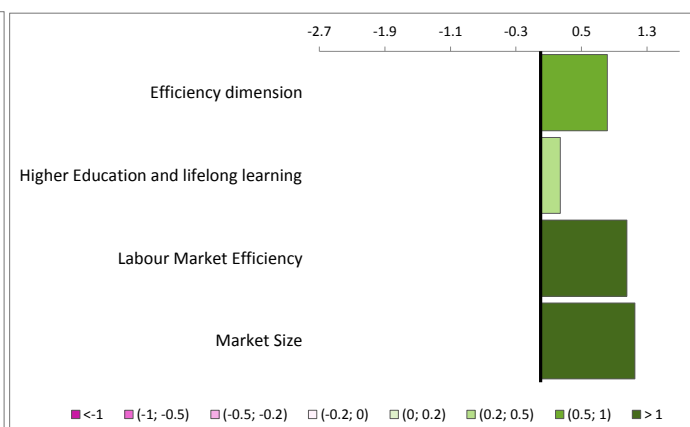
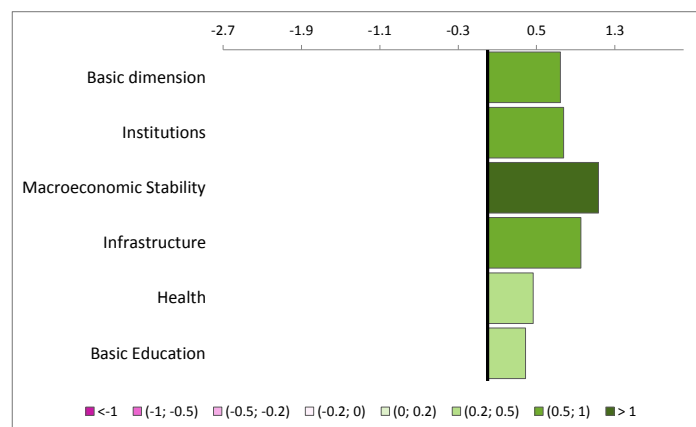
Overperforming with respect to its peers



Similar to peers



Underperforming with respect to its peers













* Equal ranking is assigned if the difference in score is equal or below 0.1 on the 0-100 scale





Note: Macroeconomic Stability and Basic Education at the country level

| RCI 2019 | Score | Score 0-100 | Rank* | GDP per head PPS - EU28=100 | Value | Rank | Stage of development (1 = Lowest; 5 = Highest) | 5 |
|----------|-------|-------------|--------|--------------------------------|-------|--------|---|---|
| | 0.57 | 80.96 | 38/268 | | 120 | 49/268 | | |

Peer Regions: País Vasco; Västsverige; Valle d'Aosta/Vallée d'Aoste; Emilia-Romagna; Rheinhessen-Pfalz; Detmold; Niederbayern; Hannover; Provincia Autonoma di Trento; Schwaben; Oberfranken; Steiermark; Comunidad de Madrid; Unterfranken and West-Vlaanderen

| | score (EU28=0) | peers comparison |
|-------------------------|-------------------|---|
| Basic dimension | 0.54 |  |
| Institutions | 0.78 |  |
| Macroeconomic Stability | 1.13 |  |
| Infrastructure | 0.13 |  |
| Health | 0.26 |  |
| Basic Education | 0.39 |  |

| | score (EU28=0) | peers comparison |
|--|-------------------|---|
| Efficiency dimension | 0.65 |  |
| Higher Education and lifelong learning | 0.09 |  |
| Labour Market Efficiency | 1.01 |  |
| Market Size | 0.84 |  |

| | score (EU28=0) | peers comparison |
|-----------------------------|-------------------|---|
| Innovation dimension | 0.46 |  |
| Technological Readiness | 0.83 |  |
| Business Sophistication | 0.00 |  |
| Innovation | 0.55 |  |



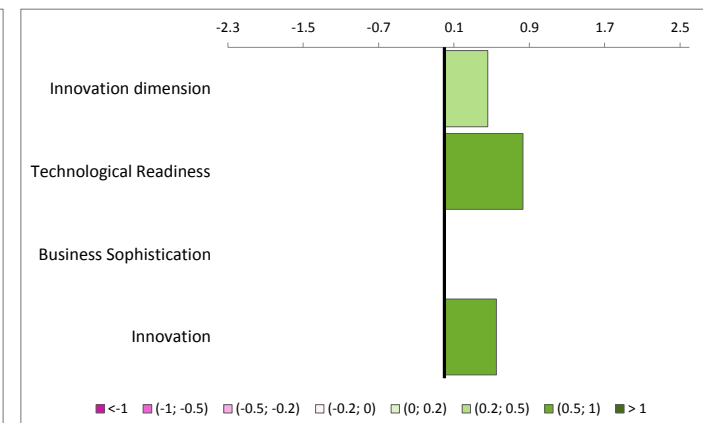
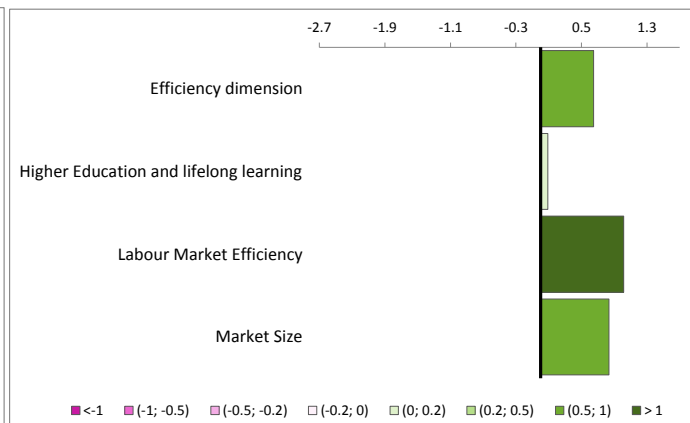
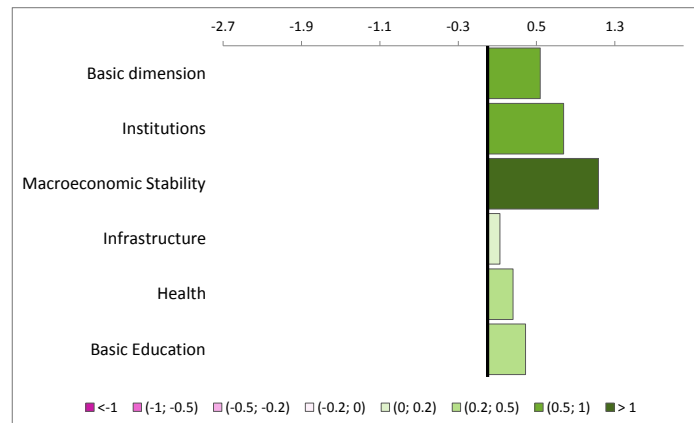
Overperforming with respect to its peers



Similar to peers



Underperforming with respect to its peers













* Equal ranking is assigned if the difference in score is equal or below 0.1 on the 0-100 scale





Note: Macroeconomic Stability and Basic Education at the country level

| RCI 2019 | Score | Score 0-100 | Rank* | GDP per head PPS - EU28=100 | Value | Rank | Stage of development (1 = Lowest; 5 = Highest) | 5 |
|----------|-------|-------------|--------|--------------------------------|-------|--------|---|---|
| | 0.68 | 85.00 | 23/268 | | 135 | 29/268 | | |

Peer Regions: Mittelfranken; Braunschweig; Köln; Karlsruhe; Tirol; Praha and its commuting zone ; București - Ilfov; Oberösterreich; Wien and its commuting zone; Antwerpen; Vorarlberg; Åland; Düsseldorf; Oberpfalz and Noord-Brabant

| | score (EU28=0) | peers comparison |
|-------------------------|-------------------|---|
| Basic dimension | 0.46 |  |
| Institutions | 0.78 |  |
| Macroeconomic Stability | 1.13 |  |
| Infrastructure | -0.35 |  |
| Health | 0.35 |  |
| Basic Education | 0.39 |  |

| | score (EU28=0) | peers comparison |
|--|-------------------|---|
| Efficiency dimension | 0.79 |  |
| Higher Education and lifelong learning | 0.34 |  |
| Labour Market Efficiency | 1.10 |  |
| Market Size | 0.92 |  |

| | score (EU28=0) | peers comparison |
|-----------------------------|-------------------|---|
| Innovation dimension | 0.64 |  |
| Technological Readiness | 0.83 |  |
| Business Sophistication | 0.21 |  |
| Innovation | 0.88 |  |



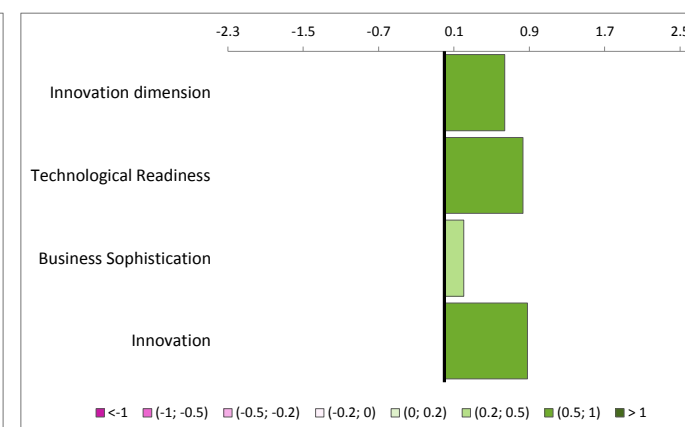
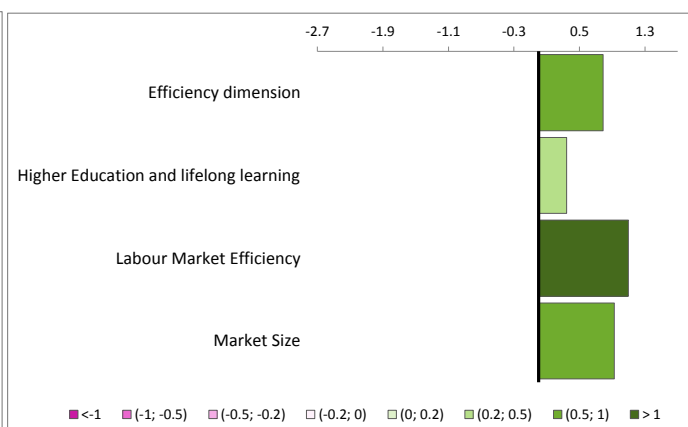
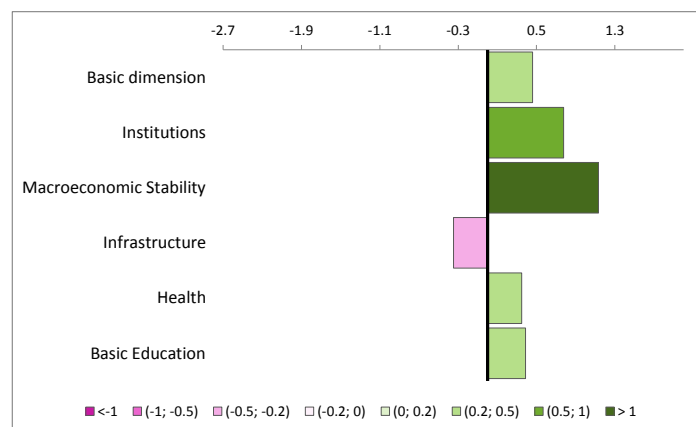
Overperforming with respect to its peers



Similar to peers



Underperforming with respect to its peers













* Equal ranking is assigned if the difference in score is equal or below 0.1 on the 0-100 scale





Note: Macroeconomic Stability and Basic Education at the country level

| RCI 2019 | Score | Score 0-100 | Rank* | GDP per head PPS - EU28=100 | Value | Rank | Stage of development (1 = Lowest; 5 = Highest) | 5 |
|----------|-------|-------------|-------|--------------------------------|-------|-------|---|---|
| | 0.92 | 94.20 | 8/268 | | 178 | 6/268 | | |

Peer Regions: Île de France; Stockholm; Bratislavský kraj; Eastern and Midland; Hovedstaden; London and its commuting zone; Stuttgart; Bruxelles and its commuting zone; Amsterdam and its commuting zone; Darmstadt; Utrecht; Bremen; Salzburg; North Eastern Scotland and Warszawski stołeczny

| | score (EU28=0) | peers comparison |
|-------------------------|-------------------|---|
| Basic dimension | 0.78 |  |
| Institutions | 0.91 |  |
| Macroeconomic Stability | 1.13 |  |
| Infrastructure | 0.94 |  |
| Health | 0.54 |  |
| Basic Education | 0.39 |  |

| | score (EU28=0) | peers comparison |
|--|-------------------|---|
| Efficiency dimension | 0.97 |  |
| Higher Education and lifelong learning | 0.58 |  |
| Labour Market Efficiency | 1.21 |  |
| Market Size | 1.14 |  |

| | score (EU28=0) | peers comparison |
|-----------------------------|-------------------|---|
| Innovation dimension | 0.94 |  |
| Technological Readiness | 0.76 |  |
| Business Sophistication | 0.64 |  |
| Innovation | 1.41 |  |



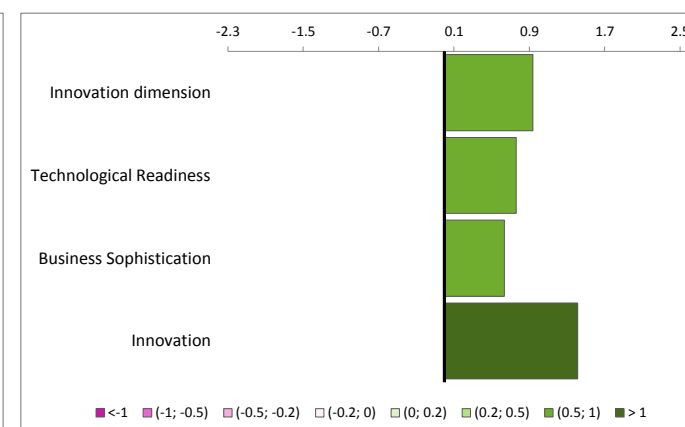
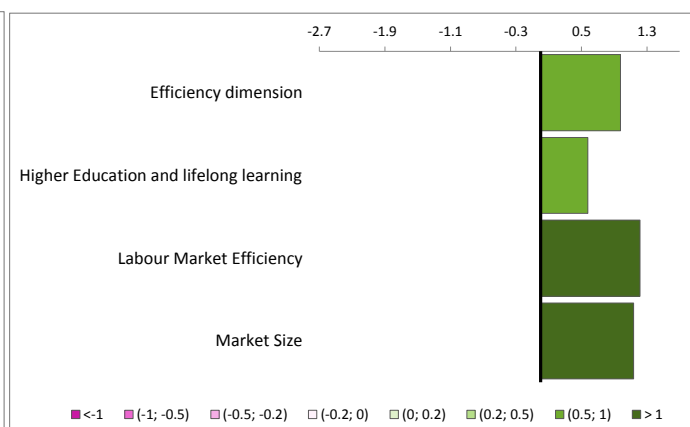
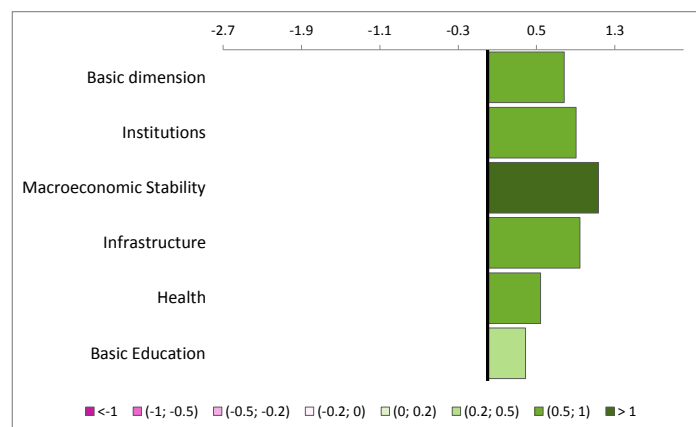
Overperforming with respect to its peers



Similar to peers



Underperforming with respect to its peers



* Equal ranking is assigned if the difference in score is equal or below 0.1 on the 0-100 scale

Note: Macroeconomic Stability and Basic Education at the country level

| RCI 2019 | Score | Score 0-100 | Rank* | GDP per head PPS - EU28=100 | Value | Rank | Stage of development (1 = Lowest; 5 = Highest) | 5 |
|----------|-------|-------------|--------|-----------------------------|-------|--------|--|---|
| | 0.33 | 72.23 | 94/268 | | 121 | 47/268 | | |

Peer Regions: Provincia Autonoma di Trento; Västsverige; Freiburg; País Vasco; Schwaben; Valle d'Aosta/Vallée d'Aoste; Emilia-Romagna; Rheinhessen-Pfalz; Detmold; Comunidad de Madrid; Unterfranken; Hannover; Groningen; Cheshire and Lombardia

| | score (EU28=0) | peers comparison |
|-------------------------|----------------|------------------|
| Basic dimension | 0.47 | |
| Institutions | 0.91 | |
| Macroeconomic Stability | 1.13 | |
| Infrastructure | -0.03 | |
| Health | -0.06 | |
| Basic Education | 0.39 | |

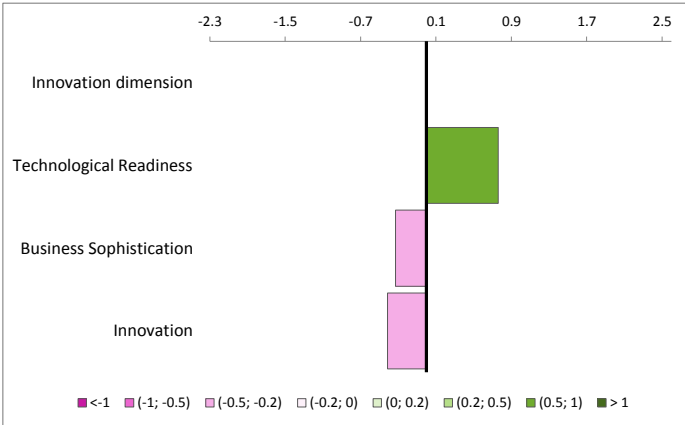
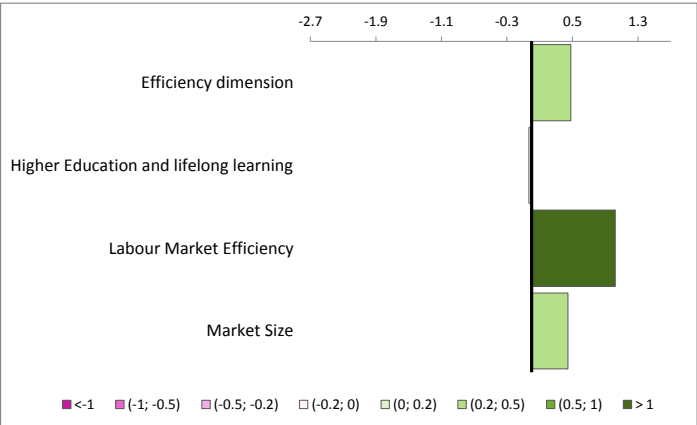
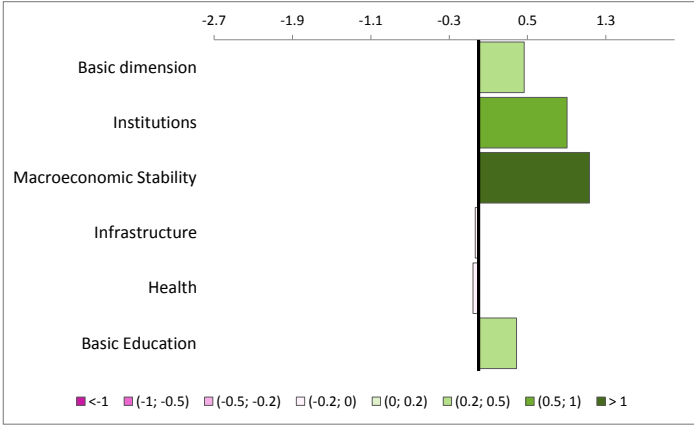
| | score (EU28=0) | peers comparison |
|--|----------------|------------------|
| Efficiency dimension | 0.48 | |
| Higher Education and lifelong learning | -0.03 | |
| Labour Market Efficiency | 1.02 | |
| Market Size | 0.45 | |

| | score (EU28=0) | peers comparison |
|-------------------------|----------------|------------------|
| Innovation dimension | 0.01 | |
| Technological Readiness | 0.76 | |
| Business Sophistication | -0.33 | |
| Innovation | -0.42 | |

Overperforming with respect to its peers

Similar to peers

Underperforming with respect to its peers



* Equal ranking is assigned if the difference in score is equal or below 0.1 on the 0-100 scale

Note: Macroeconomic Stability and Basic Education at the country level

| RCI 2019 | Score | Score 0-100 | Rank* | GDP per head PPS - EU28=100 | Value | Rank | Stage of development (1 = Lowest; 5 = Highest) | 5 |
|----------|-------|-------------|--------|--------------------------------|-------|--------|---|---|
| | 0.44 | 76.17 | 64/268 | | 129 | 37/268 | | |

Peer Regions: Noord-Brabant; Zuid-Holland; Düsseldorf; Åland; Wien and its commuting zone; Oberösterreich; Lombardia; Cheshire; Groningen; Praha and its commuting zone ; Köln; Unterfranken; Comunidad de Madrid; Braunschweig and Tübingen

| | score (EU28=0) | peers comparison |
|-------------------------|-------------------|------------------|
| Basic dimension | 0.50 | |
| Institutions | 0.91 | |
| Macroeconomic Stability | 1.13 | |
| Infrastructure | 0.06 | |
| Health | 0.02 | |
| Basic Education | 0.39 | |

| | score (EU28=0) | peers comparison |
|--|-------------------|------------------|
| Efficiency dimension | 0.51 | |
| Higher Education and lifelong learning | 0.13 | |
| Labour Market Efficiency | 1.04 | |
| Market Size | 0.37 | |

| | score (EU28=0) | peers comparison |
|-----------------------------|-------------------|------------------|
| Innovation dimension | 0.28 | |
| Technological Readiness | 0.76 | |
| Business Sophistication | -0.13 | |
| Innovation | 0.19 | |



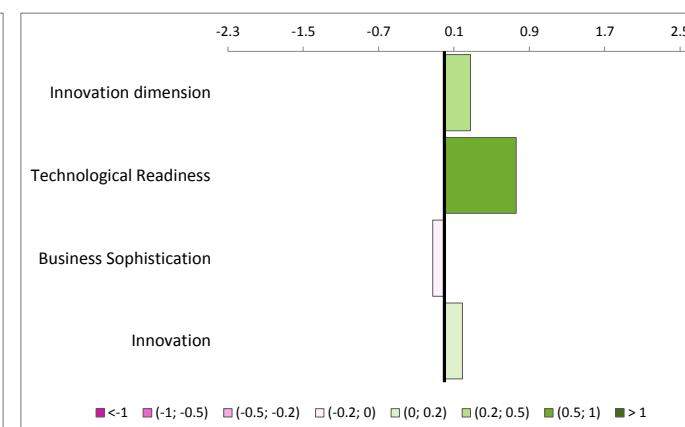
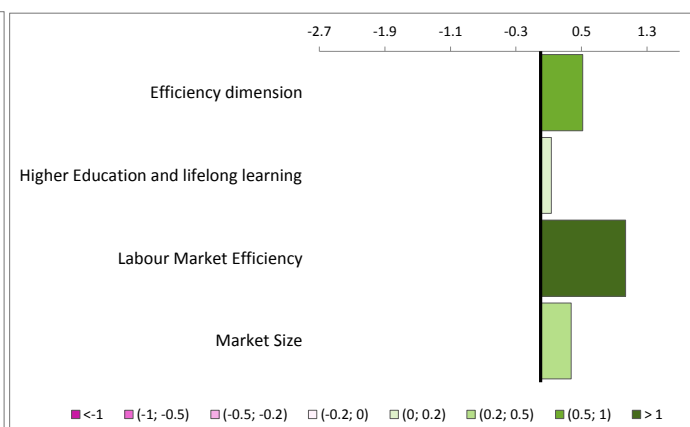
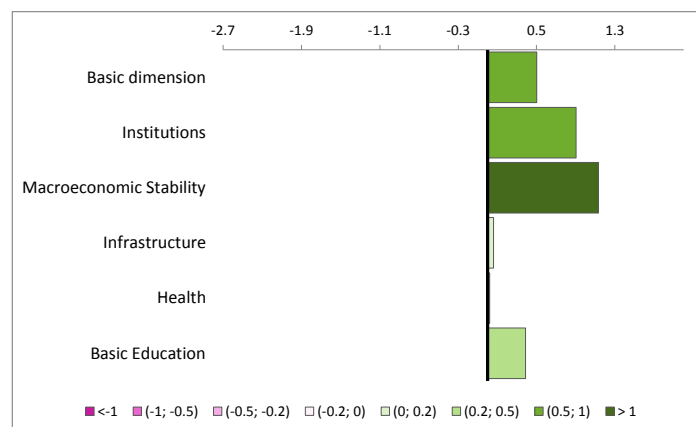
Overperforming with respect to its peers



Similar to peers



Underperforming with respect to its peers



* Equal ranking is assigned if the difference in score is equal or below 0.1 on the 0-100 scale

Note: Macroeconomic Stability and Basic Education at the country level

| RCI 2019 | Score | Score 0-100 | Rank* | GDP per head PPS - EU28=100 | Value | Rank | Stage of development (1 = Lowest; 5 = Highest) | 5 |
|----------|-------|-------------|--------|-----------------------------|-------|--------|--|---|
| | 0.42 | 75.47 | 70/268 | | 115 | 56/268 | | |

Peer Regions: Steiermark; West-Vlaanderen; Kassel; Syddanmark; Midtjylland; Comunidad Foral de Navarra; Hannover; Saarland; Limburg; Detmold; Rheinessen-Pfalz; Surrey, East and West Sussex; Emilia-Romagna; Valle d'Aosta/Vallée d'Aoste and Övre Norrland

| | score (EU28=0) | peers comparison |
|-------------------------|----------------|------------------|
| Basic dimension | 0.46 | |
| Institutions | 0.91 | |
| Macroeconomic Stability | 1.13 | |
| Infrastructure | -0.28 | |
| Health | 0.17 | |
| Basic Education | 0.39 | |

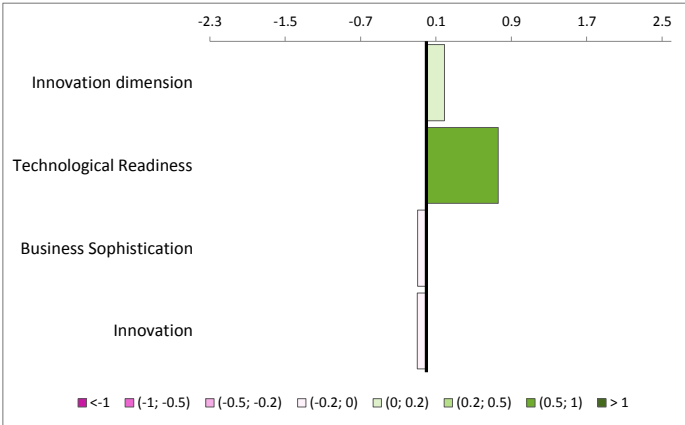
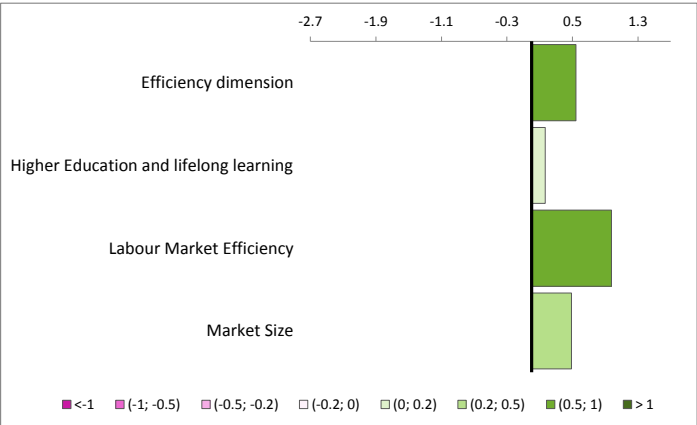
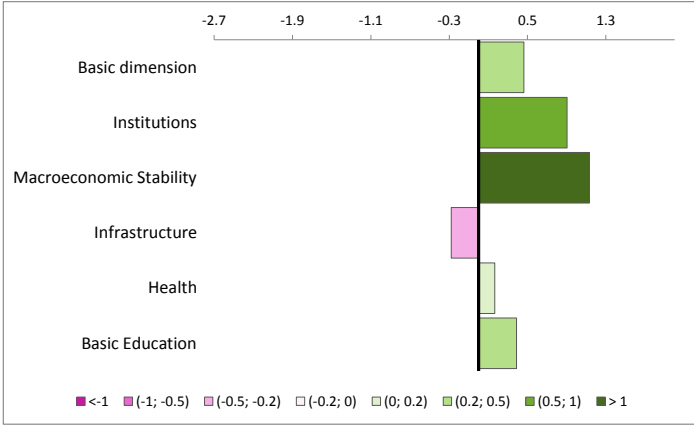
| | score (EU28=0) | peers comparison |
|--|----------------|------------------|
| Efficiency dimension | 0.54 | |
| Higher Education and lifelong learning | 0.17 | |
| Labour Market Efficiency | 0.97 | |
| Market Size | 0.49 | |

| | score (EU28=0) | peers comparison |
|-------------------------|----------------|------------------|
| Innovation dimension | 0.19 | |
| Technological Readiness | 0.76 | |
| Business Sophistication | -0.09 | |
| Innovation | -0.10 | |

Overperforming with respect to its peers

Similar to peers

Underperforming with respect to its peers



* Equal ranking is assigned if the difference in score is equal or below 0.1 on the 0-100 scale

Note: Macroeconomic Stability and Basic Education at the country level

| RCI 2019 | Score | Score 0-100 | Rank* | GDP per head PPS - EU28=100 | Value | Rank | Stage of development (1 = Lowest; 5 = Highest) | 5 |
|----------|-------|-------------|--------|--------------------------------|-------|--------|---|---|
| | 0.62 | 82.74 | 27/268 | | 136 | 28/268 | | |

Peer Regions: Tübingen; Braunschweig; Karlsruhe; Tirol; Köln; București - Ilfov; Praha and its commuting zone ; Antwerpen; Oberösterreich; Wien and its commuting zone; Vorarlberg; Åland; Düsseldorf; Oberpfalz and Noord-Brabant

| | score (EU28=0) | peers comparison |
|-------------------------|-------------------|------------------|
| Basic dimension | 0.66 | |
| Institutions | 0.91 | |
| Macroeconomic Stability | 1.13 | |
| Infrastructure | 0.62 | |
| Health | 0.25 | |
| Basic Education | 0.39 | |

| | score (EU28=0) | peers comparison |
|--|-------------------|------------------|
| Efficiency dimension | 0.66 | |
| Higher Education and lifelong learning | 0.13 | |
| Labour Market Efficiency | 1.10 | |
| Market Size | 0.75 | |

| | score (EU28=0) | peers comparison |
|-----------------------------|-------------------|------------------|
| Innovation dimension | 0.52 | |
| Technological Readiness | 0.76 | |
| Business Sophistication | 0.10 | |
| Innovation | 0.69 | |



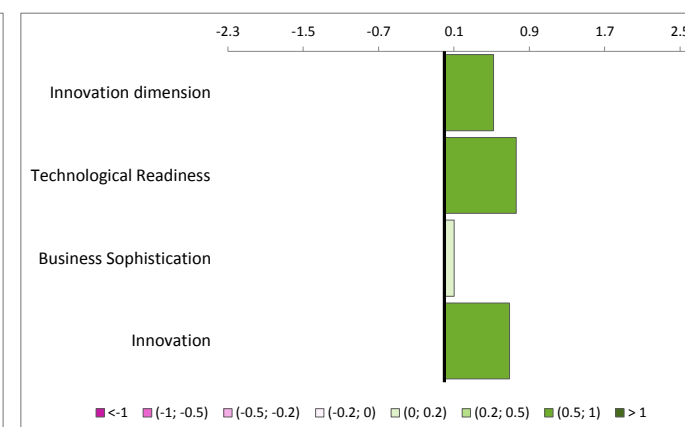
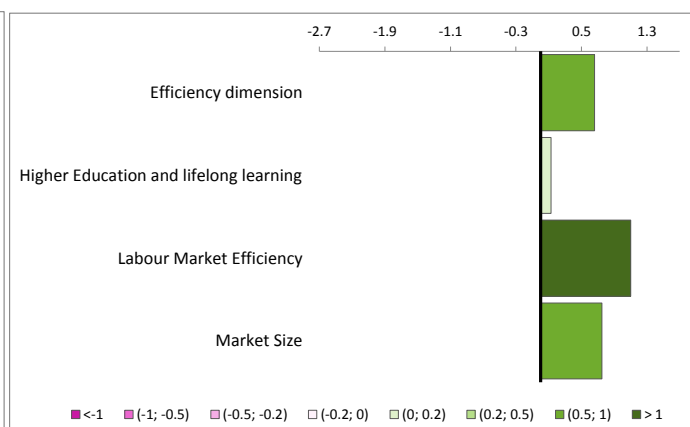
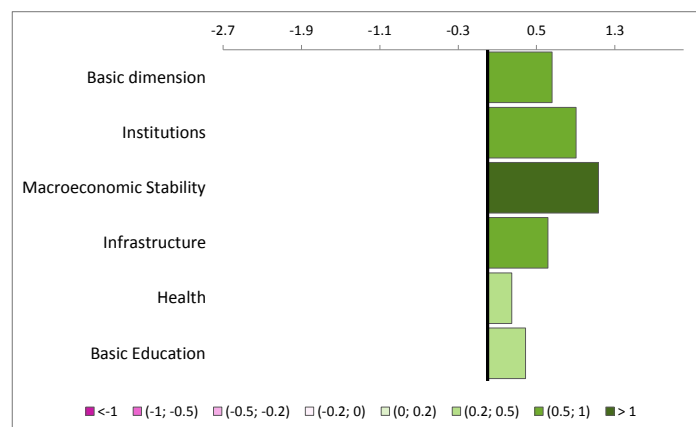
Overperforming with respect to its peers



Similar to peers



Underperforming with respect to its peers



* Equal ranking is assigned if the difference in score is equal or below 0.1 on the 0-100 scale

Note: Macroeconomic Stability and Basic Education at the country level

| RCI 2019 | Score | Score 0-100 | Rank* | GDP per head PPS - EU28=100 | Value | Rank | Stage of development (1 = Lowest; 5 = Highest) | 5 |
|----------|-------|-------------|--------|-----------------------------|-------|--------|--|---|
| | 0.54 | 79.73 | 44/268 | | 124 | 43/268 | | |

Peer Regions: Comunidad de Madrid; Schwaben; Groningen; Cheshire; Lombardia; Provincia Autonoma di Trento; Niederbayern; Västsverige; Zuid-Holland; Noord-Brabant; Oberpfalz; Freiburg; País Vasco; Düsseldorf and Valle d'Aosta/Vallée d'Aoste

| | score (EU28=0) | peers comparison |
|-------------------------|----------------|------------------|
| Basic dimension | 0.61 | |
| Institutions | 0.91 | |
| Macroeconomic Stability | 1.13 | |
| Infrastructure | 0.19 | |
| Health | 0.41 | |
| Basic Education | 0.39 | |

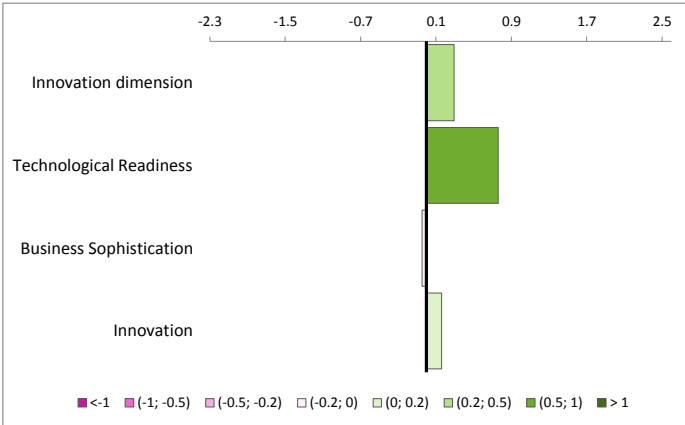
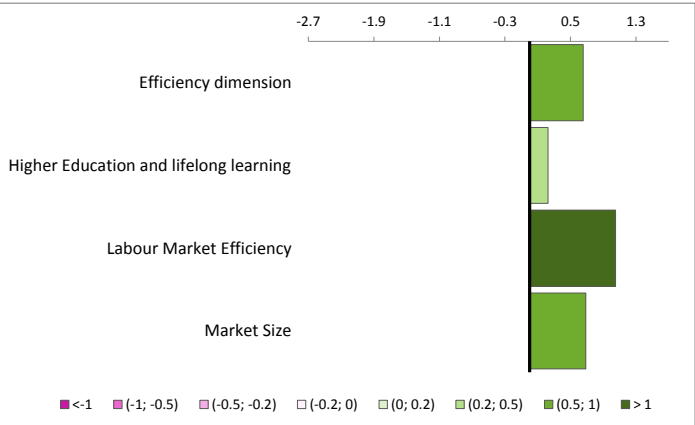
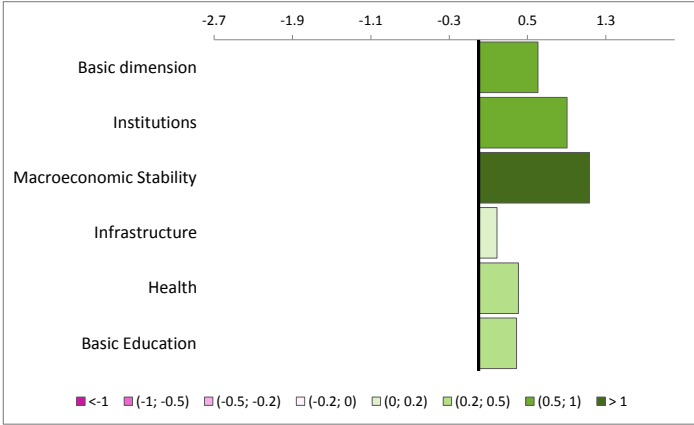
| | score (EU28=0) | peers comparison |
|--|----------------|------------------|
| Efficiency dimension | 0.65 | |
| Higher Education and lifelong learning | 0.23 | |
| Labour Market Efficiency | 1.05 | |
| Market Size | 0.69 | |

| | score (EU28=0) | peers comparison |
|-------------------------|----------------|------------------|
| Innovation dimension | 0.29 | |
| Technological Readiness | 0.76 | |
| Business Sophistication | -0.05 | |
| Innovation | 0.16 | |

Overperforming with respect to its peers

Similar to peers

Underperforming with respect to its peers













* Equal ranking is assigned if the difference in score is equal or below 0.1 on the 0-100 scale





Note: Macroeconomic Stability and Basic Education at the country level

| RCI 2019 | Score | Score 0-100 | Rank* | GDP per head PPS - EU28=100 | Value | Rank | Stage of development (1 = Lowest; 5 = Highest) | 5 |
|----------|-------|-------------|--------|--------------------------------|-------|--------|---|---|
| | 0.51 | 78.64 | 46/268 | | 123 | 45/268 | | |

Peer Regions: Comunidad de Madrid; Unterfranken; Provincia Autonoma di Trento; Niederbayern; Västsverige; Groningen; Cheshire; Freiburg; País Vasco; Lombardia; Valle d'Aosta/Vallée d'Aoste; Emilia-Romagna; Rheinhessen-Pfalz; Detmold and Hannover

| | score (EU28=0) | peers comparison |
|-------------------------|-------------------|---|
| Basic dimension | 0.63 |  |
| Institutions | 0.91 |  |
| Macroeconomic Stability | 1.13 |  |
| Infrastructure | 0.40 |  |
| Health | 0.32 |  |
| Basic Education | 0.39 |  |

| | score (EU28=0) | peers comparison |
|--|-------------------|---|
| Efficiency dimension | 0.59 |  |
| Higher Education and lifelong learning | 0.07 |  |
| Labour Market Efficiency | 0.92 |  |
| Market Size | 0.79 |  |

| | score (EU28=0) | peers comparison |
|-----------------------------|-------------------|---|
| Innovation dimension | 0.28 |  |
| Technological Readiness | 0.76 |  |
| Business Sophistication | 0.19 |  |
| Innovation | -0.10 |  |



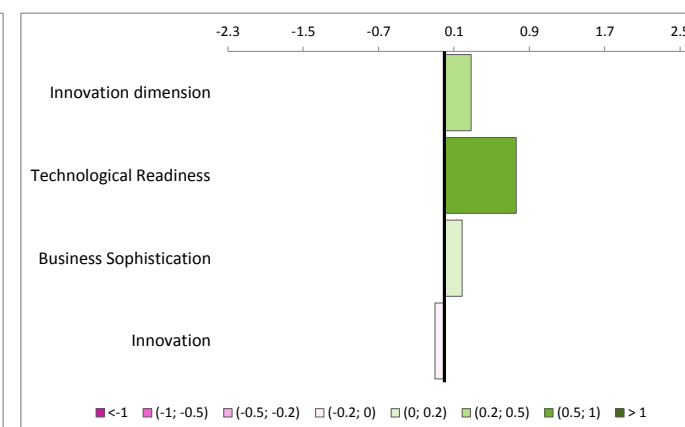
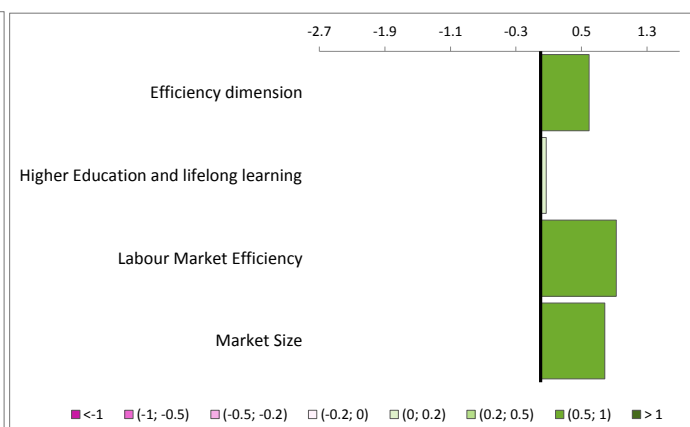
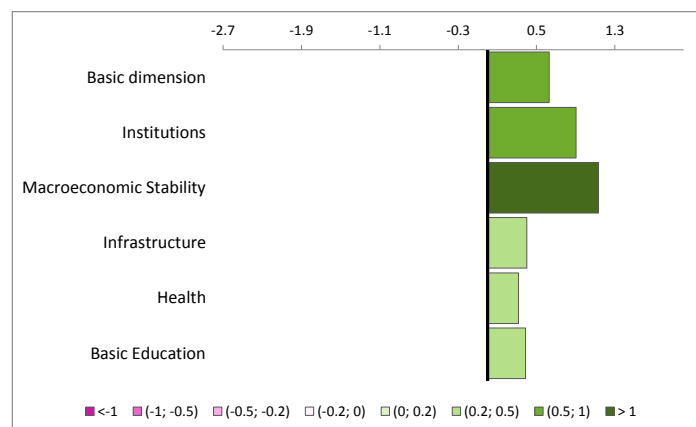
Overperforming with respect to its peers



Similar to peers



Underperforming with respect to its peers



* Equal ranking is assigned if the difference in score is equal or below 0.1 on the 0-100 scale

Note: Macroeconomic Stability and Basic Education at the country level

| RCI 2019 | Score | Score 0-100 | Rank* | GDP per head PPS - EU28=100 | Value | Rank | Stage of development (1 = Lowest; 5 = Highest) | 5 |
|----------|-------|-------------|--------|--------------------------------|-------|--------|---|---|
| | 0.47 | 77.30 | 54/268 | | 155 | 16/268 | | |

Peer Regions: Utrecht; Salzburg; North Eastern Scotland; Darmstadt; Amsterdam and its commuting zone; Bruxelles and its commuting zone; Warszawski stołeczny; Stuttgart; London and its commuting zone; Berkshire, Buckinghamshire and Oxfordshire; Hovedstaden; Prov. Autonoma di Bolzano/Bozen; Helsinki-Uusimaa; Vorarlberg and Antwerpen

| | score (EU28=0) | peers comparison |
|-------------------------|-------------------|------------------|
| Basic dimension | 0.50 | |
| Institutions | 0.79 | |
| Macroeconomic Stability | 1.13 | |
| Infrastructure | 0.24 | |
| Health | -0.06 | |
| Basic Education | 0.39 | |

| | score (EU28=0) | peers comparison |
|--|-------------------|------------------|
| Efficiency dimension | 0.36 | |
| Higher Education and lifelong learning | -0.10 | |
| Labour Market Efficiency | 0.64 | |
| Market Size | 0.55 | |

| | score (EU28=0) | peers comparison |
|-----------------------------|-------------------|------------------|
| Innovation dimension | 0.64 | |
| Technological Readiness | 0.82 | |
| Business Sophistication | 0.44 | |
| Innovation | 0.64 | |



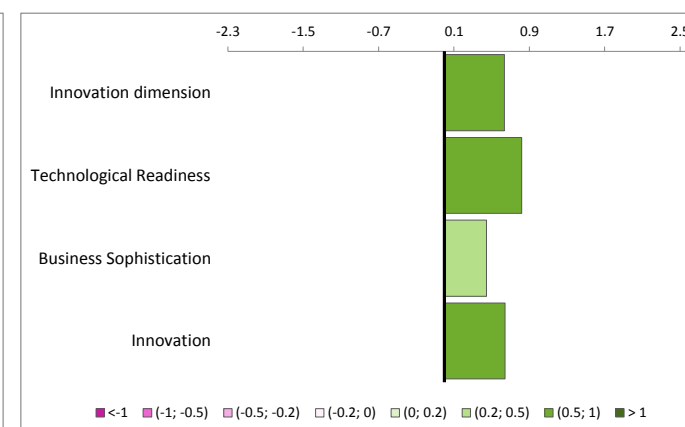
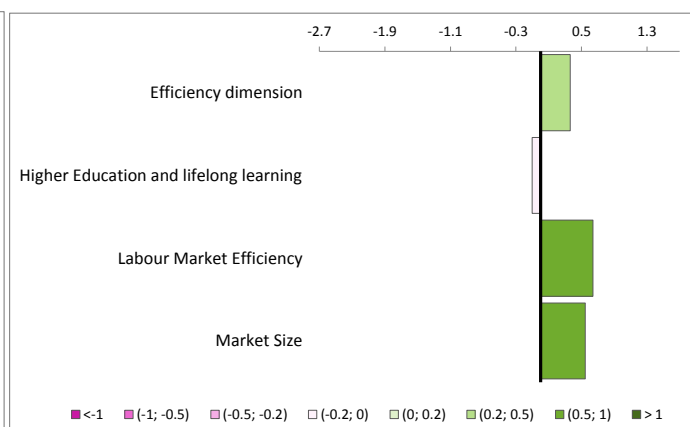
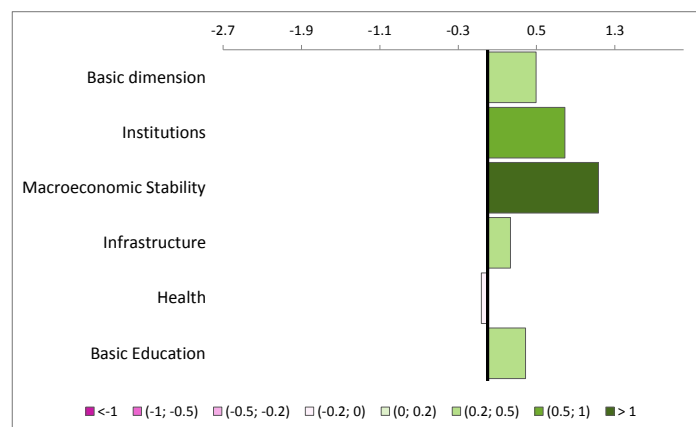
Overperforming with respect to its peers



Similar to peers



Underperforming with respect to its peers













* Equal ranking is assigned if the difference in score is equal or below 0.1 on the 0-100 scale





Note: Macroeconomic Stability and Basic Education at the country level

| RCI 2019 | Score | Score 0-100 | Rank* | GDP per head PPS - EU28=100 | Value | Rank | Stage of development (1 = Lowest; 5 = Highest) | 5 |
|----------|-------|-------------|--------|--------------------------------|-------|-------|---|---|
| | 0.81 | 90.05 | 12/268 | | 205 | 3/268 | | |

Peer Regions: Southern; Eastern and Midland; Bratislavský kraj; Oberbayern; Île de France; Stockholm; Hovedstaden; London and its commuting zone; Stuttgart; Bruxelles and its commuting zone; Amsterdam and its commuting zone; Darmstadt; Utrecht; Bremen and Salzburg

| | score (EU28=0) | peers comparison |
|-------------------------|-------------------|---|
| Basic dimension | 0.74 |  |
| Institutions | 0.86 |  |
| Macroeconomic Stability | 1.13 |  |
| Infrastructure | 0.90 |  |
| Health | 0.44 |  |
| Basic Education | 0.39 |  |

| | score (EU28=0) | peers comparison |
|--|-------------------|---|
| Efficiency dimension | 0.76 |  |
| Higher Education and lifelong learning | 0.18 |  |
| Labour Market Efficiency | 0.92 |  |
| Market Size | 1.18 |  |

| | score (EU28=0) | peers comparison |
|-----------------------------|-------------------|---|
| Innovation dimension | 0.95 |  |
| Technological Readiness | 0.81 |  |
| Business Sophistication | 1.00 |  |
| Innovation | 1.04 |  |



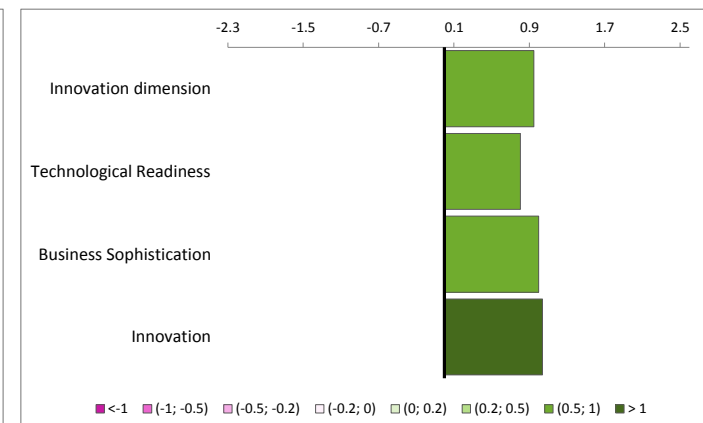
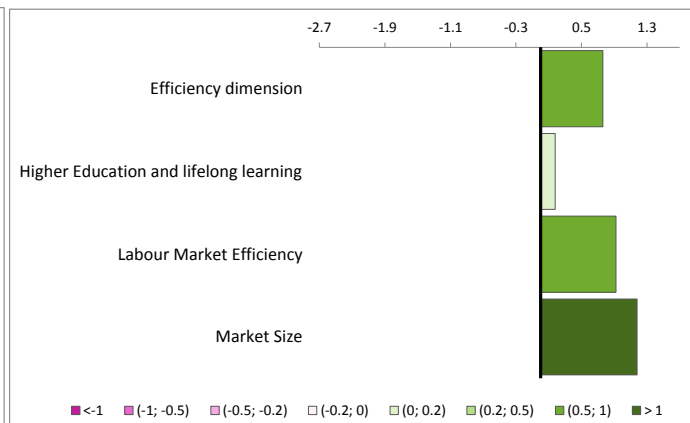
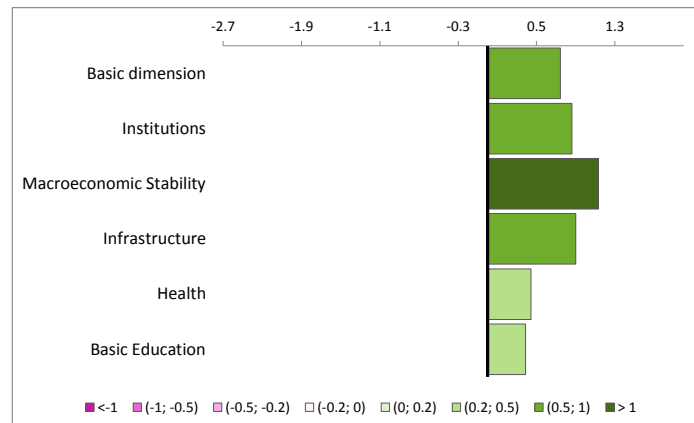
Overperforming with respect to its peers



Similar to peers



Underperforming with respect to its peers













* Equal ranking is assigned if the difference in score is equal or below 0.1 on the 0-100 scale





Note: Macroeconomic Stability and Basic Education at the country level

| RCI 2019 | Score | Score 0-100 | Rank* | GDP per head PPS - EU28=100 | Value | Rank | Stage of development (1 = Lowest; 5 = Highest) | 5 |
|----------|-------|-------------|--------|--------------------------------|-------|--------|---|---|
| | 0.78 | 88.83 | 13/268 | | 159 | 14/268 | | |

Peer Regions: Amsterdam and its commuting zone; Bruxelles and its commuting zone; Stuttgart; Utrecht; London and its commuting zone; Bremen; Salzburg; Hovedstaden; North Eastern Scotland; Warszawski stołeczny; Berkshire, Buckinghamshire and Oxfordshire; Stockholm; Prov. Autonoma di Bolzano/Bozen; Helsinki-Uusimaa and Île de France

| | score (EU28=0) | peers comparison |
|-------------------------|-------------------|---|
| Basic dimension | 0.79 |  |
| Institutions | 0.77 |  |
| Macroeconomic Stability | 1.13 |  |
| Infrastructure | 1.15 |  |
| Health | 0.51 |  |
| Basic Education | 0.39 |  |

| | score (EU28=0) | peers comparison |
|--|-------------------|---|
| Efficiency dimension | 0.76 |  |
| Higher Education and lifelong learning | 0.15 |  |
| Labour Market Efficiency | 0.92 |  |
| Market Size | 1.19 |  |

| | score (EU28=0) | peers comparison |
|-----------------------------|-------------------|---|
| Innovation dimension | 0.81 |  |
| Technological Readiness | 0.73 |  |
| Business Sophistication | 0.96 |  |
| Innovation | 0.75 |  |



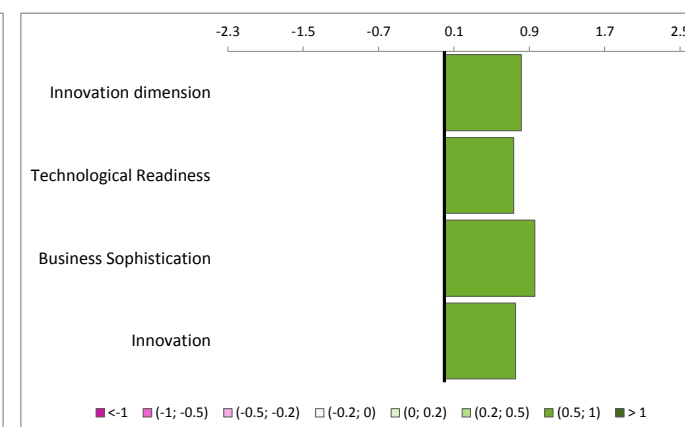
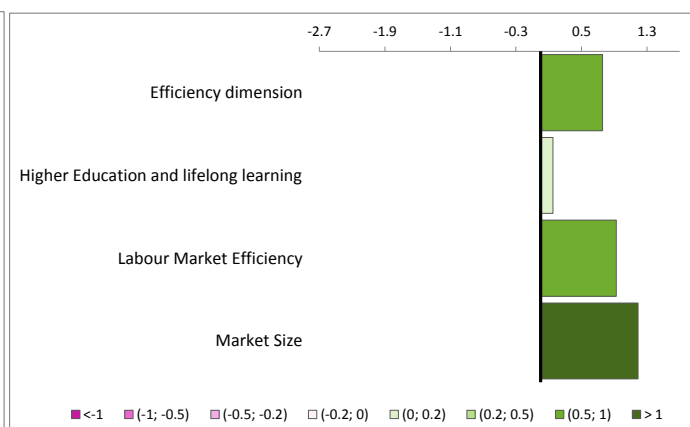
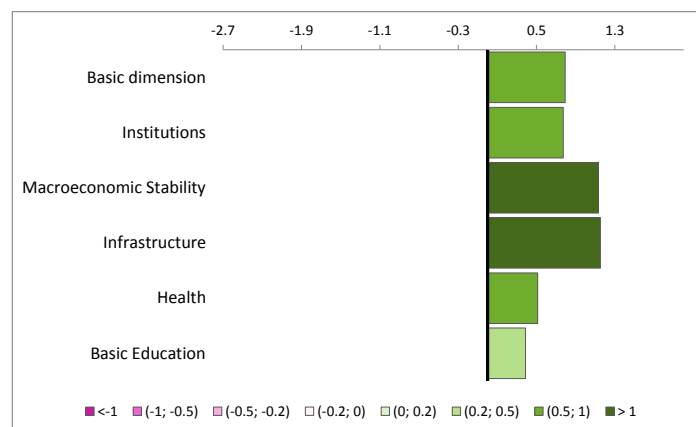
Overperforming with respect to its peers



Similar to peers



Underperforming with respect to its peers



* Equal ranking is assigned if the difference in score is equal or below 0.1 on the 0-100 scale

Note: Macroeconomic Stability and Basic Education at the country level

| RCI 2019 | Score | Score 0-100 | Rank* | GDP per head PPS - EU28=100 | Value | Rank | Stage of development (1 = Lowest; 5 = Highest) | 4 |
|----------|-------|-------------|--------|--------------------------------|-------|--------|---|---|
| | 0.56 | 80.58 | 40/268 | | 104 | 87/268 | | |

Peer Regions: Münster; Friuli-Venezia Giulia; Rhône-Alpes; Småland med öarna; Mellersta Norrland; Sydsverige; Közép-Magyarország (Budapest and its commuting zone); Östra Mellansverige; Toscana; Berlin and its commuting zone; Overijssel; Hampshire and Isle of Wight; Liguria; Zeeland and Koblenz

| | score (EU28=0) | peers comparison |
|-------------------------|-------------------|------------------|
| Basic dimension | 0.59 | |
| Institutions | 0.77 | |
| Macroeconomic Stability | 1.13 | |
| Infrastructure | 0.47 | |
| Health | 0.17 | |
| Basic Education | 0.39 | |

| | score (EU28=0) | peers comparison |
|--|-------------------|------------------|
| Efficiency dimension | 0.58 | |
| Higher Education and lifelong learning | 0.21 | |
| Labour Market Efficiency | 0.78 | |
| Market Size | 0.75 | |

| | score (EU28=0) | peers comparison |
|-----------------------------|-------------------|------------------|
| Innovation dimension | 0.49 | |
| Technological Readiness | 0.73 | |
| Business Sophistication | 0.21 | |
| Innovation | 0.53 | |



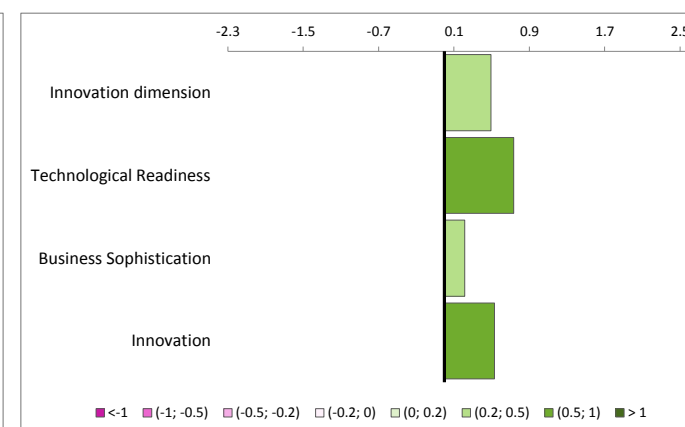
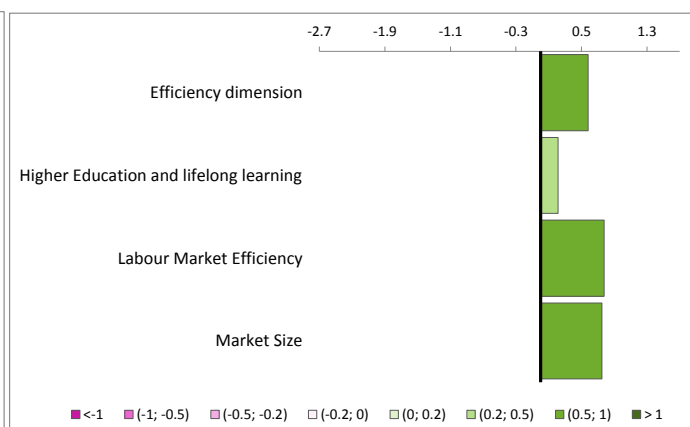
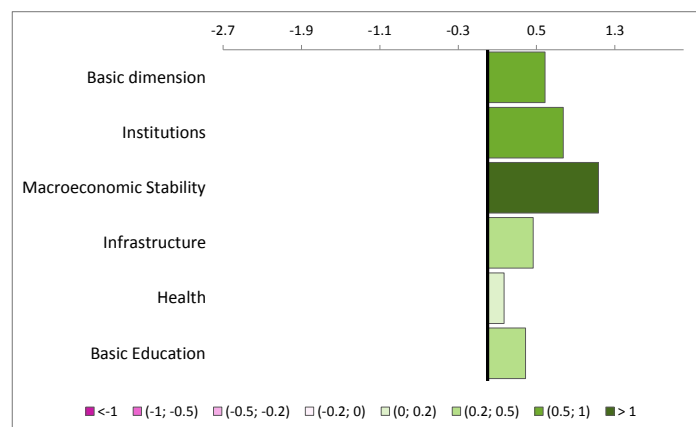
Overperforming with respect to its peers



Similar to peers



Underperforming with respect to its peers













* Equal ranking is assigned if the difference in score is equal or below 0.1 on the 0-100 scale





Note: Macroeconomic Stability and Basic Education at the country level

| RCI 2019 | Score | Score 0-100 | Rank* | GDP per head PPS - EU28=100 | Value | Rank | Stage of development (1 = Lowest; 5 = Highest) | 5 |
|----------|-------|-------------|--------|--------------------------------|-------|--------|---|---|
| | 0.35 | 72.73 | 92/268 | | 115 | 59/268 | | |

Peer Regions: West-Vlaanderen; Steiermark; Syddanmark; Oberfranken; Midtjylland; Comunidad Foral de Navarra; Saarland; Limburg; Surrey, East and West Sussex; Hannover; Övre Norrland; Detmold; Rheinhessen-Pfalz; Veneto and Emilia-Romagna

| | score (EU28=0) | peers comparison |
|-------------------------|-------------------|---|
| Basic dimension | 0.45 |  |
| Institutions | 0.77 |  |
| Macroeconomic Stability | 1.13 |  |
| Infrastructure | -0.17 |  |
| Health | 0.14 |  |
| Basic Education | 0.39 |  |

| | score (EU28=0) | peers comparison |
|--|-------------------|---|
| Efficiency dimension | 0.39 |  |
| Higher Education and lifelong learning | 0.02 |  |
| Labour Market Efficiency | 0.77 |  |
| Market Size | 0.39 |  |

| | score (EU28=0) | peers comparison |
|-----------------------------|-------------------|---|
| Innovation dimension | 0.20 |  |
| Technological Readiness | 0.73 |  |
| Business Sophistication | 0.03 |  |
| Innovation | -0.15 |  |



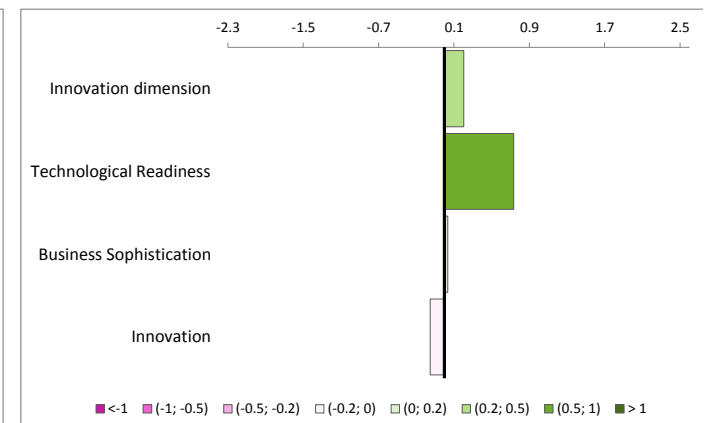
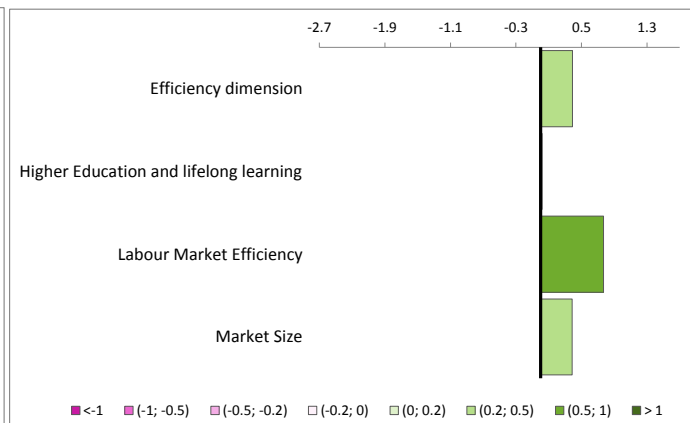
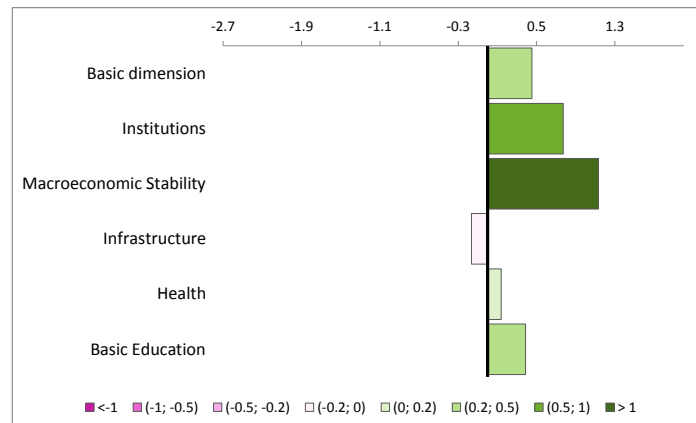
Overperforming with respect to its peers



Similar to peers



Underperforming with respect to its peers













* Equal ranking is assigned if the difference in score is equal or below 0.1 on the 0-100 scale





Note: Macroeconomic Stability and Basic Education at the country level

| RCI 2019 | Score | Score 0-100 | Rank* | GDP per head PPS - EU28=100 | Value | Rank | Stage of development (1 = Lowest; 5 = Highest) | 3 |
|----------|-------|-------------|---------|--------------------------------|-------|---------|---|---|
| | 0.17 | 65.92 | 115/268 | | 83 | 154/268 | | |

Peer Regions: Derbyshire and Nottinghamshire; Abruzzo; Dorset and Somerset; Umbria; Kýpros; Poitou-Charentes; Auvergne; Basse-Normandie ; Liège; Nord-Pas de Calais; Northumberland and Tyne and Wear; Cantabria; Northern and Western; Northern Ireland and Bourgogne

| | score (EU28=0) | peers comparison |
|-------------------------|-------------------|---|
| Basic dimension | 0.39 |  |
| Institutions | 0.82 |  |
| Macroeconomic Stability | 1.13 |  |
| Infrastructure | -0.36 |  |
| Health | -0.05 |  |
| Basic Education | 0.39 |  |

| | score (EU28=0) | peers comparison |
|--|-------------------|---|
| Efficiency dimension | 0.03 |  |
| Higher Education and lifelong learning | 0.05 |  |
| Labour Market Efficiency | 0.48 |  |
| Market Size | -0.44 |  |

| | score (EU28=0) | peers comparison |
|-----------------------------|-------------------|---|
| Innovation dimension | 0.20 |  |
| Technological Readiness | 0.56 |  |
| Business Sophistication | 0.15 |  |
| Innovation | -0.12 |  |



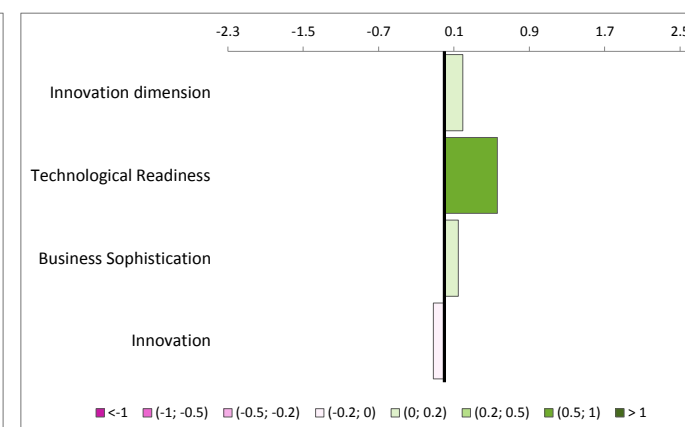
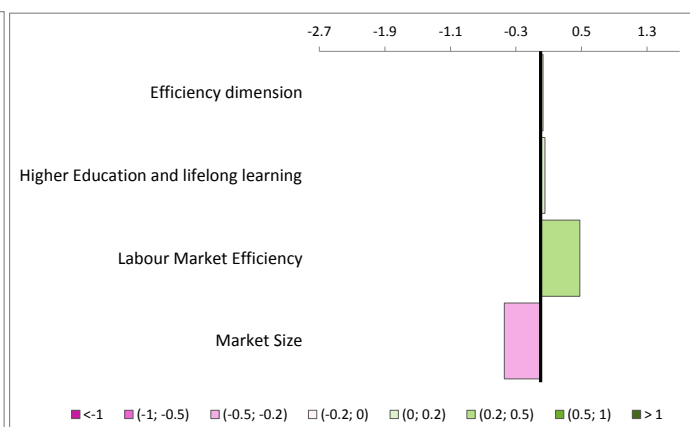
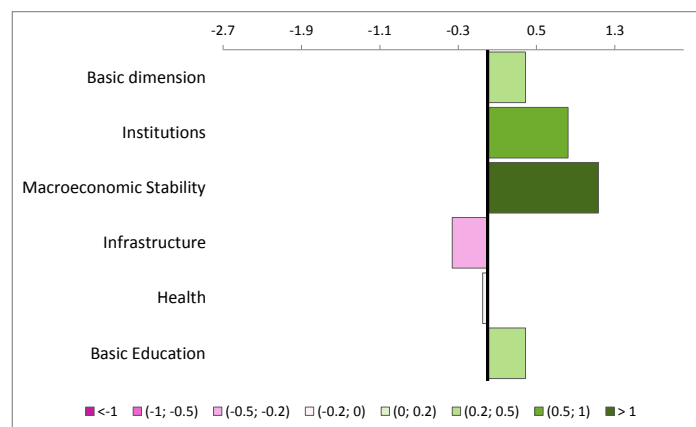
Overperforming with respect to its peers



Similar to peers



Underperforming with respect to its peers













* Equal ranking is assigned if the difference in score is equal or below 0.1 on the 0-100 scale





Note: Macroeconomic Stability and Basic Education at the country level

| RCI 2019 | Score | Score 0-100 | Rank* | GDP per head PPS - EU28=100 | Value | Rank | Stage of development (1 = Lowest; 5 = Highest) | 5 |
|----------|-------|-------------|--------|--------------------------------|-------|--------|---|---|
| | 0.50 | 78.35 | 49/268 | | 134 | 30/268 | | |

Peer Regions: Tübingen; Köln; Mittelfranken; Praha and its commuting zone ; Karlsruhe; Tirol; Oberösterreich; Wien and its commuting zone; Åland; Düsseldorf; Bucureşti - Ilfov; Oberpfalz; Noord-Brabant; Zuid-Holland and Antwerpen

| | score (EU28=0) | peers comparison |
|-------------------------|-------------------|---|
| Basic dimension | 0.45 |  |
| Institutions | 0.86 |  |
| Macroeconomic Stability | 1.13 |  |
| Infrastructure | -0.23 |  |
| Health | 0.10 |  |
| Basic Education | 0.39 |  |

| | score (EU28=0) | peers comparison |
|--|-------------------|---|
| Efficiency dimension | 0.39 |  |
| Higher Education and lifelong learning | 0.06 |  |
| Labour Market Efficiency | 0.63 |  |
| Market Size | 0.48 |  |

| | score (EU28=0) | peers comparison |
|-----------------------------|-------------------|---|
| Innovation dimension | 0.71 |  |
| Technological Readiness | 0.92 |  |
| Business Sophistication | 0.10 |  |
| Innovation | 1.10 |  |



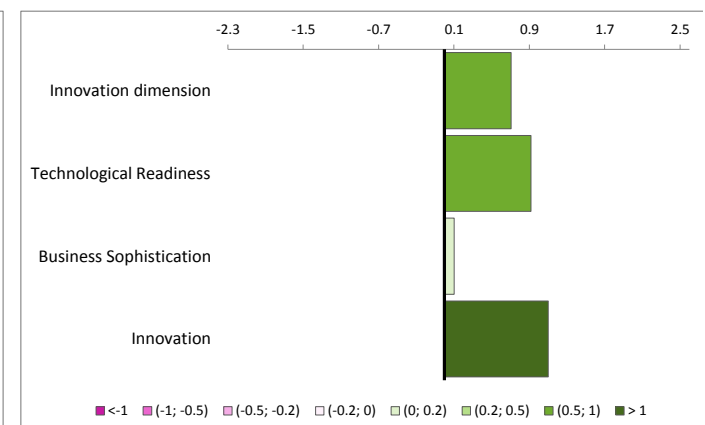
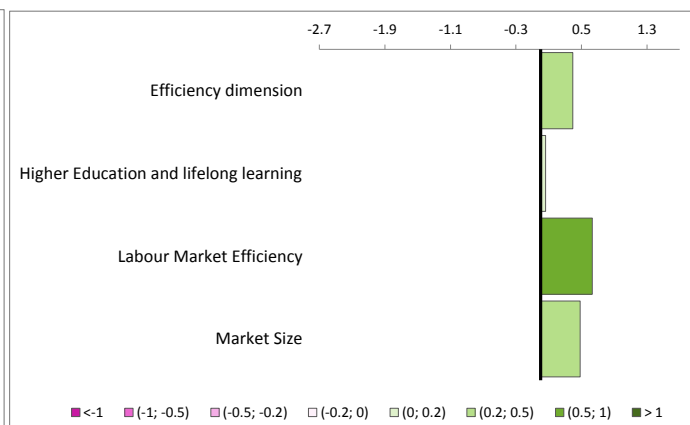
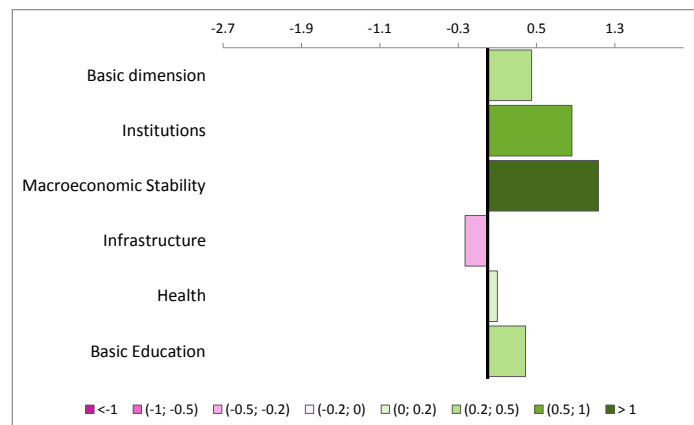
Overperforming with respect to its peers



Similar to peers



Underperforming with respect to its peers













* Equal ranking is assigned if the difference in score is equal or below 0.1 on the 0-100 scale





Note: Macroeconomic Stability and Basic Education at the country level

| RCI 2019 | Score | Score 0-100 | Rank* | GDP per head PPS - EU28=100 | Value | Rank | Stage of development (1 = Lowest; 5 = Highest) | 5 |
|----------|-------|-------------|--------|--------------------------------|-------|--------|---|---|
| | 0.46 | 76.79 | 56/268 | | 118 | 55/268 | | |

Peer Regions: Detmold; Rheinhessen-Pfalz; Emilia-Romagna; Valle d'Aosta/Vallée d'Aoste; País Vasco; Freiburg; Västsverige; Oberfranken; Steiermark; West-Vlaanderen; Kassel; Niederbayern; Provincia Autonoma di Trento; Syddanmark and Midtjylland

| | score (EU28=0) | peers comparison |
|-------------------------|-------------------|---|
| Basic dimension | 0.52 |  |
| Institutions | 0.86 |  |
| Macroeconomic Stability | 1.13 |  |
| Infrastructure | 0.22 |  |
| Health | -0.02 |  |
| Basic Education | 0.39 |  |

| | score (EU28=0) | peers comparison |
|--|-------------------|---|
| Efficiency dimension | 0.38 |  |
| Higher Education and lifelong learning | -0.19 |  |
| Labour Market Efficiency | 0.69 |  |
| Market Size | 0.65 |  |

| | score (EU28=0) | peers comparison |
|-----------------------------|-------------------|---|
| Innovation dimension | 0.54 |  |
| Technological Readiness | 0.92 |  |
| Business Sophistication | 0.42 |  |
| Innovation | 0.28 |  |



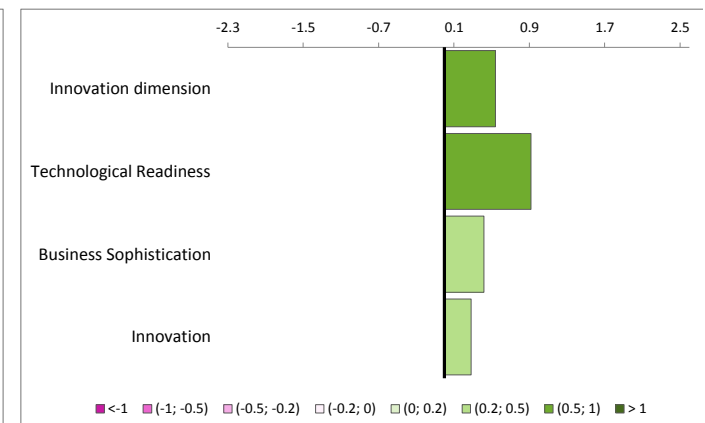
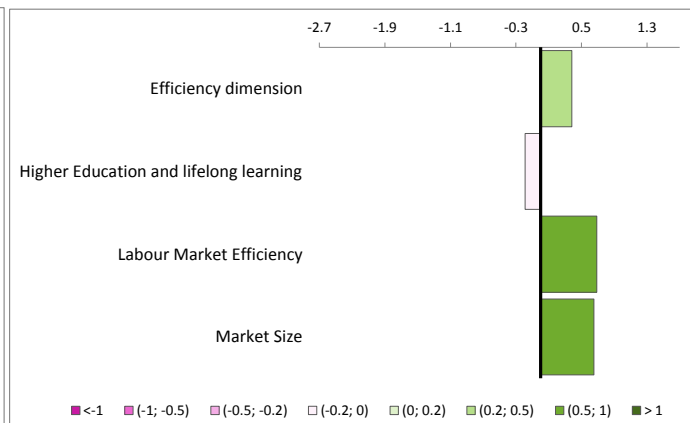
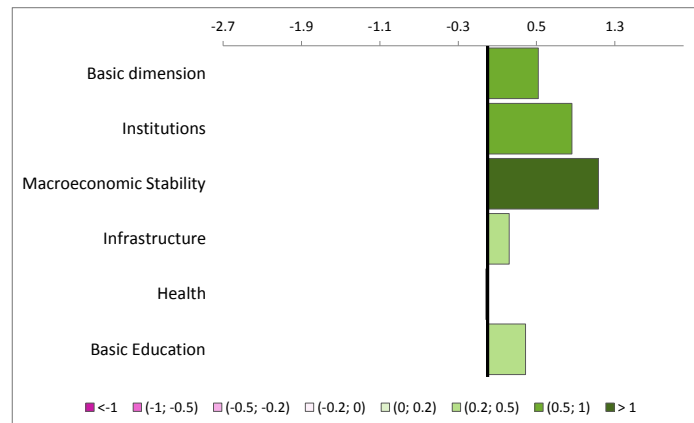
Overperforming with respect to its peers



Similar to peers



Underperforming with respect to its peers



* Equal ranking is assigned if the difference in score is equal or below 0.1 on the 0-100 scale

Note: Macroeconomic Stability and Basic Education at the country level

| RCI 2019 | Score | Score 0-100 | Rank* | GDP per head PPS - EU28=100 | Value | Rank | Stage of development (1 = Lowest; 5 = Highest) | 3 |
|----------|-------|-------------|--------|-----------------------------|-------|---------|--|---|
| | 0.37 | 73.53 | 87/268 | | 88 | 137/268 | | |

Peer Regions: Kent; Sjælland; Chemnitz; Bretagne; Drenthe; Friesland; Champagne-Ardenne; West Midlands; Pohjois- ja Itä-Suomi; Haute-Normandie; Thüringen; West Yorkshire; Sachsen-Anhalt; Centre - Val de Loire and Burgenland

| | score (EU28=0) | peers comparison |
|-------------------------|----------------|------------------|
| Basic dimension | 0.47 | |
| Institutions | 0.86 | |
| Macroeconomic Stability | 1.13 | |
| Infrastructure | 0.00 | |
| Health | -0.05 | |
| Basic Education | 0.39 | |

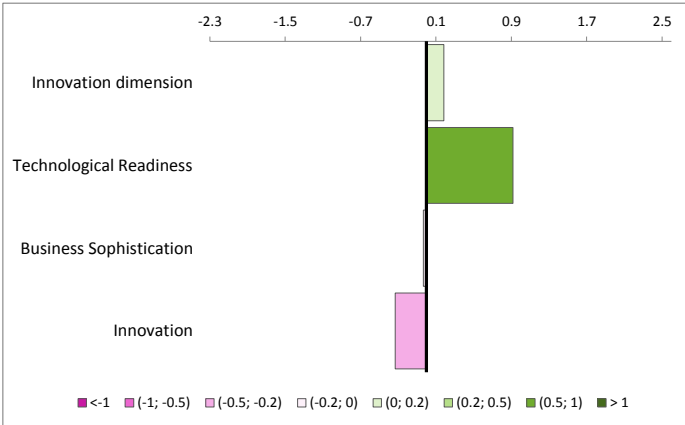
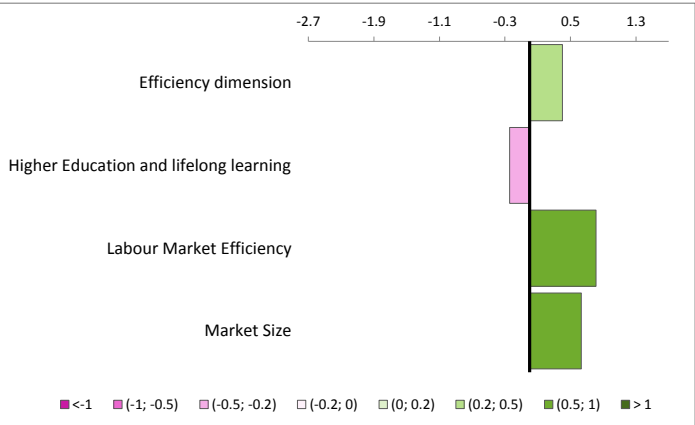
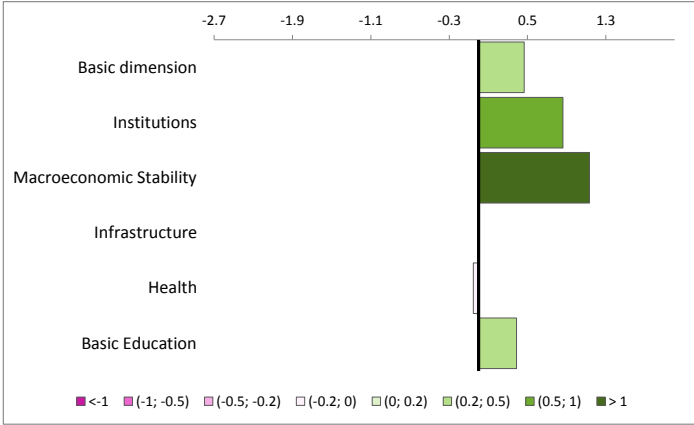
| | score (EU28=0) | peers comparison |
|--|----------------|------------------|
| Efficiency dimension | 0.40 | |
| Higher Education and lifelong learning | -0.24 | |
| Labour Market Efficiency | 0.81 | |
| Market Size | 0.63 | |

| | score (EU28=0) | peers comparison |
|-------------------------|----------------|------------------|
| Innovation dimension | 0.18 | |
| Technological Readiness | 0.92 | |
| Business Sophistication | -0.03 | |
| Innovation | -0.33 | |

Overperforming with respect to its peers

Similar to peers

Underperforming with respect to its peers













* Equal ranking is assigned if the difference in score is equal or below 0.1 on the 0-100 scale





Note: Macroeconomic Stability and Basic Education at the country level

| RCI 2019 | Score | Score 0-100 | Rank* | GDP per head PPS - EU28=100 | Value | Rank | Stage of development (1 = Lowest; 5 = Highest) | 5 |
|----------|-------|-------------|---------|--------------------------------|-------|--------|---|---|
| | 0.26 | 69.40 | 102/268 | | 110 | 69/268 | | |

Peer Regions: Lazio; Veneto; Sostinès regionas; Eastern Scotland; Övre Norrland; Cataluña; Gloucestershire, Wiltshire and Bristol/Bath area; Oost-Vlaanderen; Surrey, East and West Sussex; Arnsberg; Limburg; Kärnten; Saarland; Gelderland and Comunidad Foral de Navarra

| | score (EU28=0) | peers comparison |
|-------------------------|-------------------|---|
| Basic dimension | 0.44 |  |
| Institutions | 0.86 |  |
| Macroeconomic Stability | 1.13 |  |
| Infrastructure | -0.23 |  |
| Health | 0.03 |  |
| Basic Education | 0.39 |  |

| | score (EU28=0) | peers comparison |
|--|-------------------|---|
| Efficiency dimension | 0.29 |  |
| Higher Education and lifelong learning | -0.32 |  |
| Labour Market Efficiency | 0.78 |  |
| Market Size | 0.42 |  |

| | score (EU28=0) | peers comparison |
|-----------------------------|-------------------|---|
| Innovation dimension | 0.08 |  |
| Technological Readiness | 0.92 |  |
| Business Sophistication | -0.08 |  |
| Innovation | -0.59 |  |



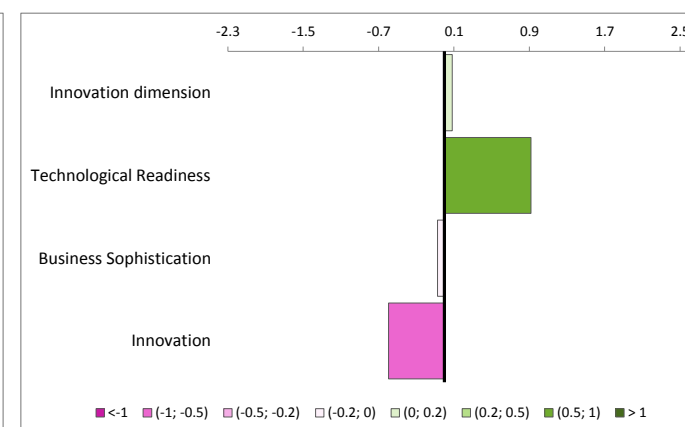
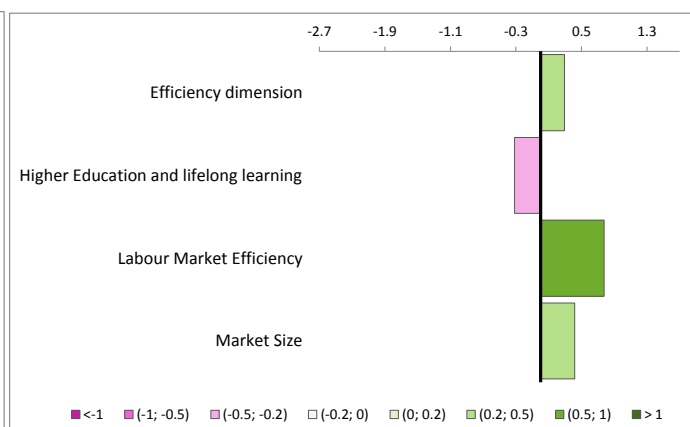
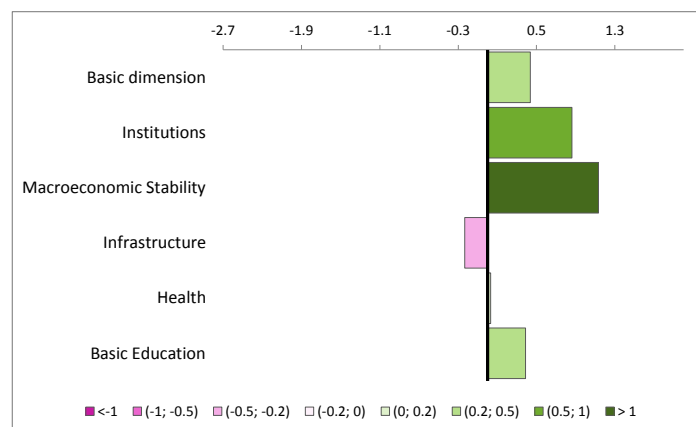
Overperforming with respect to its peers



Similar to peers



Underperforming with respect to its peers



* Equal ranking is assigned if the difference in score is equal or below 0.1 on the 0-100 scale

Note: Macroeconomic Stability and Basic Education at the country level

| RCI 2019 | Score | Score 0-100 | Rank* | GDP per head PPS - EU28=100 | Value | Rank | Stage of development (1 = Lowest; 5 = Highest) | 5 |
|----------|-------|-------------|--------|--------------------------------|-------|--------|---|---|
| | 0.55 | 80.17 | 42/268 | | 130 | 36/268 | | |

Peer Regions: Åland; Oberpfalz; Noord-Brabant; Zuid-Holland; Wien and its commuting zone; Oberösterreich; Praha and its commuting zone ; Lombardia; Cheshire; Groningen; Köln; Braunschweig; Unterfranken; Comunidad de Madrid and Tübingen

| | score (EU28=0) | peers comparison |
|-------------------------|-------------------|------------------|
| Basic dimension | 0.68 | |
| Institutions | 0.62 | |
| Macroeconomic Stability | 1.13 | |
| Infrastructure | 1.07 | |
| Health | 0.21 | |
| Basic Education | 0.39 | |

| | score (EU28=0) | peers comparison |
|--|-------------------|------------------|
| Efficiency dimension | 0.57 | |
| Higher Education and lifelong learning | -0.27 | |
| Labour Market Efficiency | 0.57 | |
| Market Size | 1.40 | |

| | score (EU28=0) | peers comparison |
|-----------------------------|-------------------|------------------|
| Innovation dimension | 0.43 | |
| Technological Readiness | 0.89 | |
| Business Sophistication | 0.44 | |
| Innovation | -0.05 | |



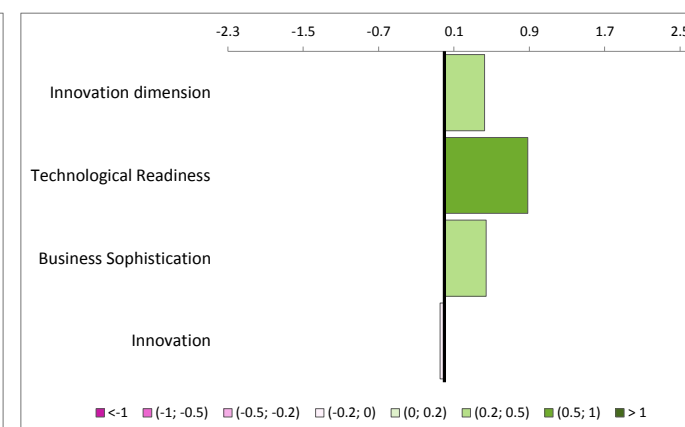
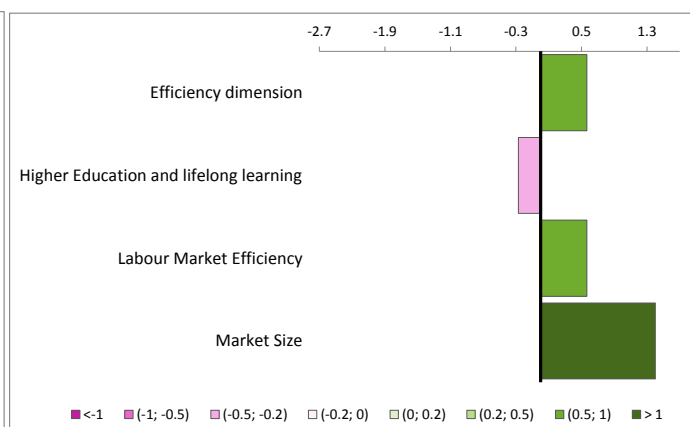
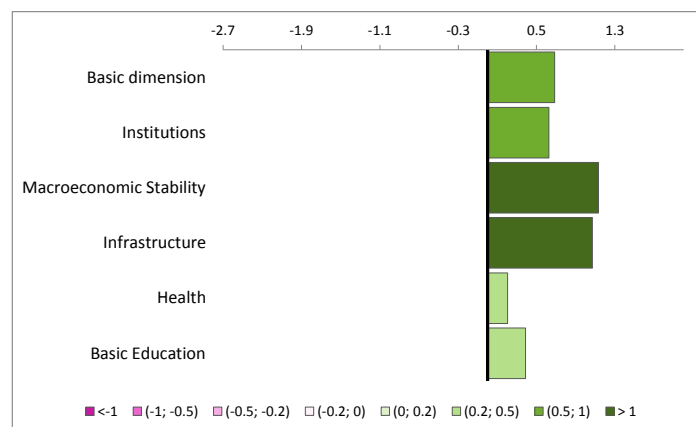
Overperforming with respect to its peers



Similar to peers



Underperforming with respect to its peers













* Equal ranking is assigned if the difference in score is equal or below 0.1 on the 0-100 scale





Note: Macroeconomic Stability and Basic Education at the country level

| RCI 2019 | Score | Score 0-100 | Rank* | GDP per head PPS - EU28=100 | Value | Rank | Stage of development (1 = Lowest; 5 = Highest) | 5 |
|----------|-------|-------------|--------|--------------------------------|-------|--------|---|---|
| | 0.72 | 86.57 | 19/268 | | 133 | 31/268 | | |

Peer Regions: Braunschweig; Praha and its commuting zone ; Tübingen; Mittelfranken; Oberösterreich; Wien and its commuting zone; Åland; Düsseldorf; Karlsruhe; Tirol; Oberpfalz; Noord-Brabant; Zuid-Holland; București - Ilfov and Lombardia

| | score (EU28=0) | peers comparison |
|-------------------------|-------------------|---|
| Basic dimension | 0.71 |  |
| Institutions | 0.62 |  |
| Macroeconomic Stability | 1.13 |  |
| Infrastructure | 0.99 |  |
| Health | 0.39 |  |
| Basic Education | 0.39 |  |

| | score (EU28=0) | peers comparison |
|--|-------------------|---|
| Efficiency dimension | 0.68 |  |
| Higher Education and lifelong learning | 0.00 |  |
| Labour Market Efficiency | 0.77 |  |
| Market Size | 1.26 |  |

| | score (EU28=0) | peers comparison |
|-----------------------------|-------------------|---|
| Innovation dimension | 0.80 |  |
| Technological Readiness | 0.89 |  |
| Business Sophistication | 0.77 |  |
| Innovation | 0.75 |  |



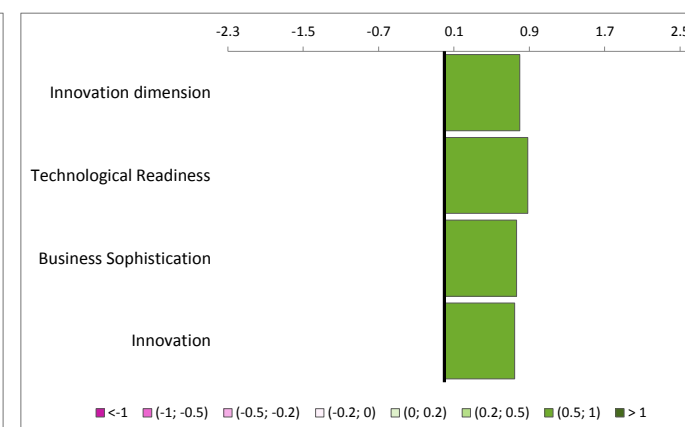
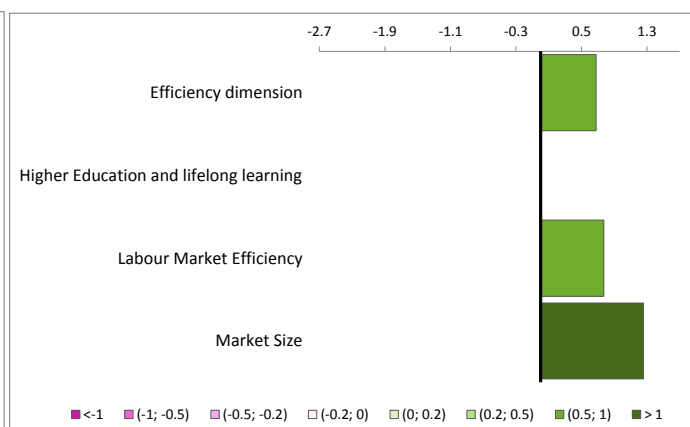
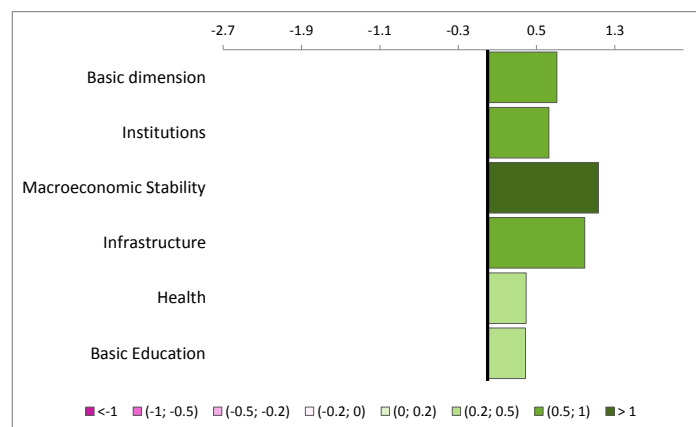
Overperforming with respect to its peers



Similar to peers



Underperforming with respect to its peers



* Equal ranking is assigned if the difference in score is equal or below 0.1 on the 0-100 scale

Note: Macroeconomic Stability and Basic Education at the country level

| RCI 2019 | Score | Score 0-100 | Rank* | GDP per head PPS - EU28=100 | Value | Rank | Stage of development (1 = Lowest; 5 = Highest) | 4 |
|----------|-------|-------------|--------|-----------------------------|-------|--------|--|---|
| | 0.50 | 78.47 | 47/268 | | 104 | 88/268 | | |

Peer Regions: Gießen; Friuli-Venezia Giulia; Rhône-Alpes; Småland med öarna; Mellersta Norrland; Sydsverige; Közép-Magyarország (Budapest and its commuting zone); Östra Mellansverige; Toscana; Berlin and its commuting zone; Overijssel; Hampshire and Isle of Wight; Liguria; Zeeland and Koblenz

| | score (EU28=0) | peers comparison |
|-------------------------|----------------|------------------|
| Basic dimension | 0.62 | |
| Institutions | 0.62 | |
| Macroeconomic Stability | 1.13 | |
| Infrastructure | 0.67 | |
| Health | 0.27 | |
| Basic Education | 0.39 | |

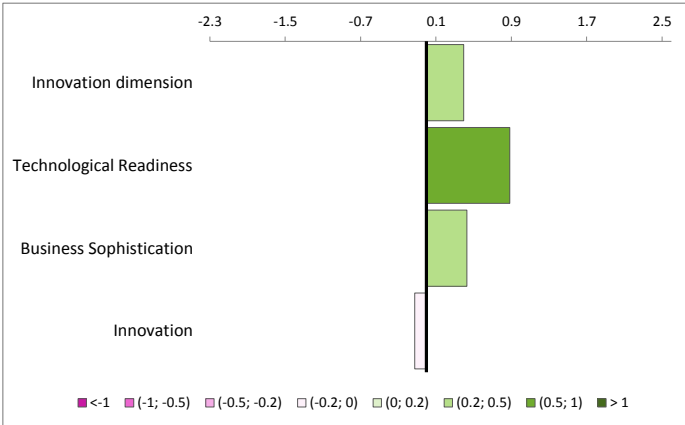
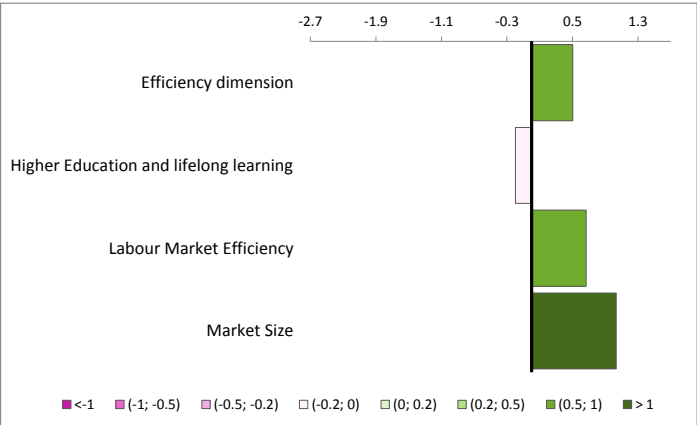
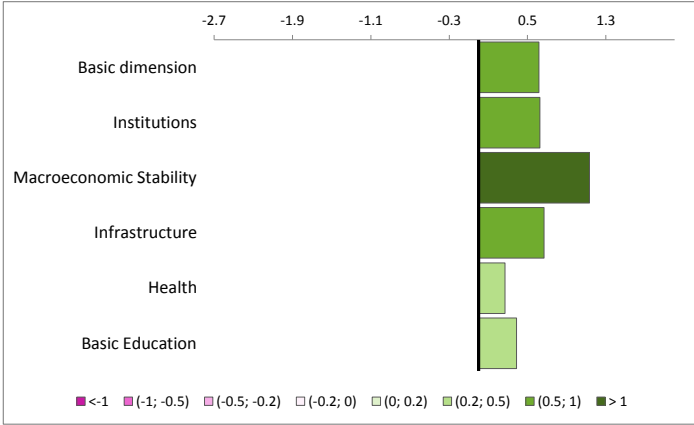
| | score (EU28=0) | peers comparison |
|--|----------------|------------------|
| Efficiency dimension | 0.50 | |
| Higher Education and lifelong learning | -0.19 | |
| Labour Market Efficiency | 0.67 | |
| Market Size | 1.04 | |

| | score (EU28=0) | peers comparison |
|-------------------------|----------------|------------------|
| Innovation dimension | 0.40 | |
| Technological Readiness | 0.89 | |
| Business Sophistication | 0.43 | |
| Innovation | -0.13 | |

Overperforming with respect to its peers

Similar to peers

Underperforming with respect to its peers



* Equal ranking is assigned if the difference in score is equal or below 0.1 on the 0-100 scale

Note: Macroeconomic Stability and Basic Education at the country level

| RCI 2019 | Score | Score 0-100 | Rank* | GDP per head PPS - EU28=100 | Value | Rank | Stage of development (1 = Lowest; 5 = Highest) | 5 |
|----------|-------|-------------|--------|-----------------------------|-------|--------|--|---|
| | 0.39 | 74.40 | 78/268 | | 118 | 54/268 | | |

Peer Regions: Rheinhessen-Pfalz; Emilia-Romagna; Valle d'Aosta/Vallée d'Aoste; Hannover; País Vasco; Freiburg; Västsverige; Niederbayern; Provincia Autonoma di Trento; Oberfranken; Steiermark; West-Vlaanderen; Kassel; Syddanmark and Schwaben

| | score (EU28=0) | peers comparison |
|-------------------------|----------------|------------------|
| Basic dimension | 0.50 | |
| Institutions | 0.62 | |
| Macroeconomic Stability | 1.13 | |
| Infrastructure | 0.13 | |
| Health | 0.23 | |
| Basic Education | 0.39 | |

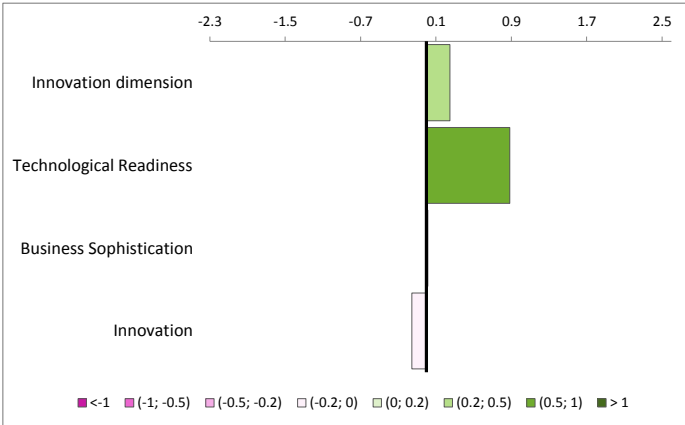
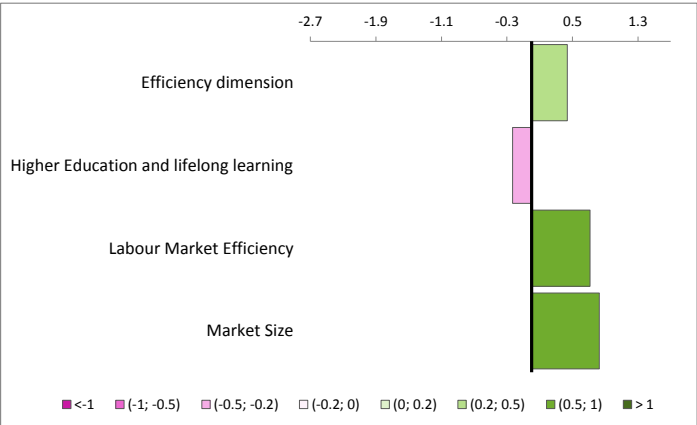
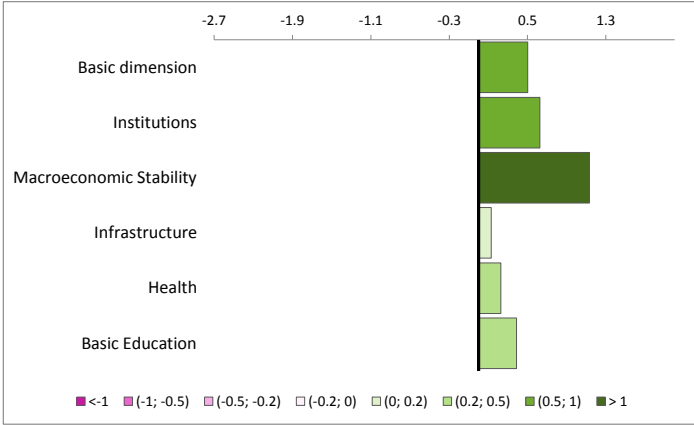
| | score (EU28=0) | peers comparison |
|--|----------------|------------------|
| Efficiency dimension | 0.44 | |
| Higher Education and lifelong learning | -0.23 | |
| Labour Market Efficiency | 0.72 | |
| Market Size | 0.83 | |

| | score (EU28=0) | peers comparison |
|-------------------------|----------------|------------------|
| Innovation dimension | 0.25 | |
| Technological Readiness | 0.89 | |
| Business Sophistication | 0.01 | |
| Innovation | -0.15 | |

Overperforming with respect to its peers

Similar to peers

Underperforming with respect to its peers













* Equal ranking is assigned if the difference in score is equal or below 0.1 on the 0-100 scale





Note: Macroeconomic Stability and Basic Education at the country level

| RCI 2019 | Score | Score 0-100 | Rank* | GDP per head PPS - EU28=100 | Value | Rank | Stage of development (1 = Lowest; 5 = Highest) | 4 |
|----------|-------|-------------|--------|--------------------------------|-------|--------|---|---|
| | 0.45 | 76.53 | 56/268 | | 108 | 75/268 | | |

Peer Regions: Oost-Vlaanderen; Gloucestershire, Wiltshire and Bristol/Bath area; Kärnten; Cataluña; Gelderland; Nordjylland; Eastern Scotland; Sostinès regionas; Koblenz; Weser-Ems; Lazio; Liguria; Hampshire and Isle of Wight; Veneto and Overijssel

| | score (EU28=0) | peers comparison |
|-------------------------|-------------------|---|
| Basic dimension | 0.62 |  |
| Institutions | 0.62 |  |
| Macroeconomic Stability | 1.13 |  |
| Infrastructure | 0.81 |  |
| Health | 0.14 |  |
| Basic Education | 0.39 |  |

| | score (EU28=0) | peers comparison |
|--|-------------------|---|
| Efficiency dimension | 0.44 |  |
| Higher Education and lifelong learning | -0.27 |  |
| Labour Market Efficiency | 0.52 |  |
| Market Size | 1.06 |  |

| | score (EU28=0) | peers comparison |
|-----------------------------|-------------------|---|
| Innovation dimension | 0.32 |  |
| Technological Readiness | 0.89 |  |
| Business Sophistication | 0.23 |  |
| Innovation | -0.16 |  |



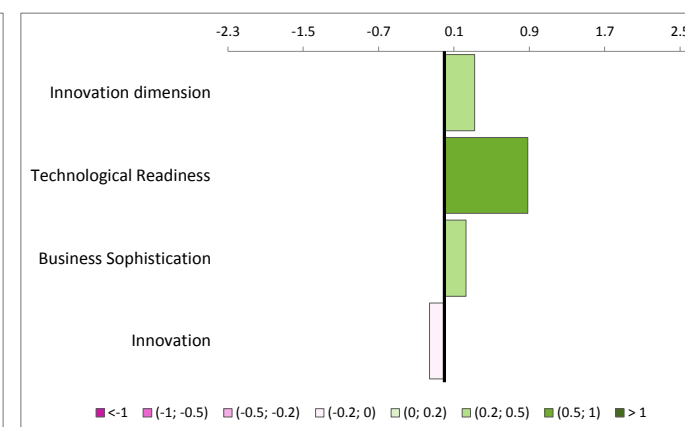
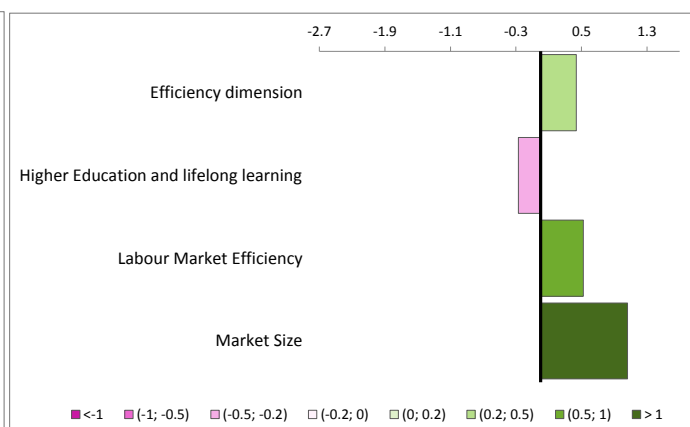
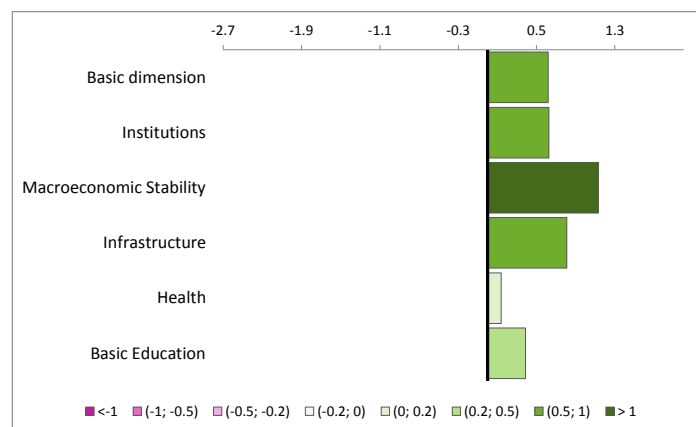
Overperforming with respect to its peers



Similar to peers



Underperforming with respect to its peers



* Equal ranking is assigned if the difference in score is equal or below 0.1 on the 0-100 scale

Note: Macroeconomic Stability and Basic Education at the country level

| RCI 2019 | Score | Score 0-100 | Rank* | GDP per head PPS - EU28=100 | Value | Rank | Stage of development (1 = Lowest; 5 = Highest) | 4 |
|----------|-------|-------------|--------|--------------------------------|-------|--------|---|---|
| | 0.44 | 76.22 | 64/268 | | 107 | 79/268 | | |

Peer Regions: Liguria; Hampshire and Isle of Wight; Nordjylland; Overijssel; Berlin and its commuting zone; Gelderland; Östra Mellansverige; Kärnten; Sydsverige; Småland med öarna; Arnsberg; Oost-Vlaanderen; Gloucestershire, Wiltshire and Bristol/Bath area; Cataluña and Gießen

| | score (EU28=0) | peers comparison |
|-------------------------|-------------------|------------------|
| Basic dimension | 0.60 | |
| Institutions | 0.80 | |
| Macroeconomic Stability | 1.13 | |
| Infrastructure | 0.57 | |
| Health | 0.13 | |
| Basic Education | 0.39 | |

| | score (EU28=0) | peers comparison |
|--|-------------------|------------------|
| Efficiency dimension | 0.51 | |
| Higher Education and lifelong learning | -0.30 | |
| Labour Market Efficiency | 0.88 | |
| Market Size | 0.94 | |

| | score (EU28=0) | peers comparison |
|-----------------------------|-------------------|------------------|
| Innovation dimension | 0.17 | |
| Technological Readiness | 0.89 | |
| Business Sophistication | 0.05 | |
| Innovation | -0.43 | |



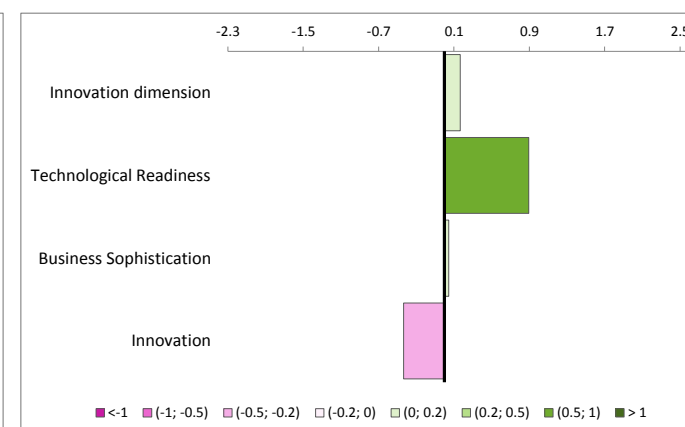
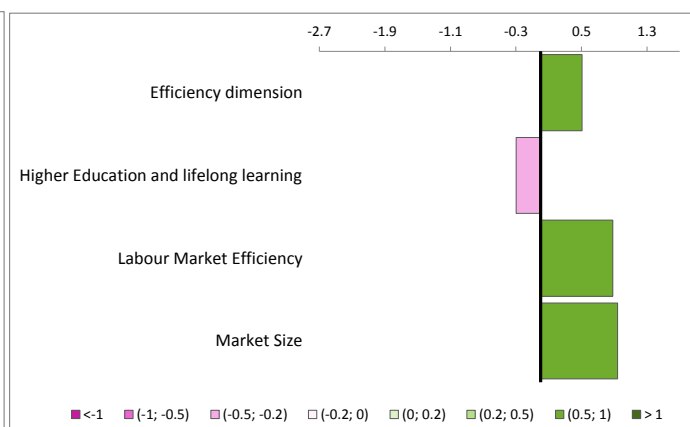
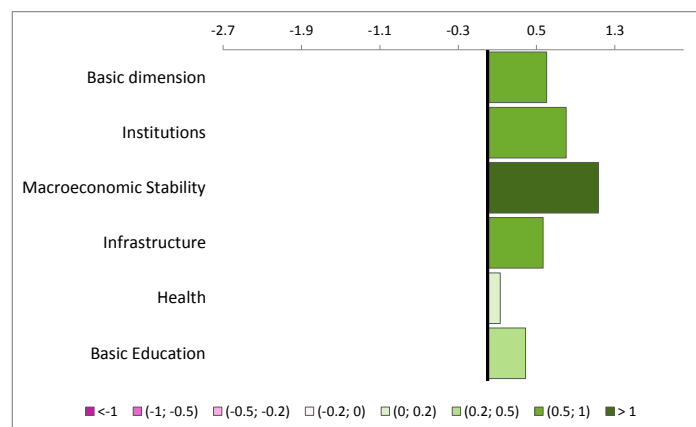
Overperforming with respect to its peers



Similar to peers



Underperforming with respect to its peers



* Equal ranking is assigned if the difference in score is equal or below 0.1 on the 0-100 scale

Note: Macroeconomic Stability and Basic Education at the country level

| RCI 2019 | Score | Score 0-100 | Rank* | GDP per head PPS - EU28=100 | Value | Rank | Stage of development (1 = Lowest; 5 = Highest) | 4 |
|----------|-------|-------------|--------|-----------------------------|-------|---------|--|---|
| | 0.38 | 73.97 | 83/268 | | 97 | 103/268 | | |

Peer Regions: Highlands and Islands; Länsi-Suomi; Provence-Alpes-Côte d’Azur; Norra Mellansverige; La Rioja; Malta; Illes Balears; Limburg; Etelä-Suomi; Midi-Pyrénées; Alsace; Zahodna Slovenija; Herefordshire, Worcestershire and Warwickshire; Aragón and Leipzig

| | score (EU28=0) | peers comparison |
|-------------------------|----------------|------------------|
| Basic dimension | 0.38 | |
| Institutions | 0.80 | |
| Macroeconomic Stability | 1.13 | |
| Infrastructure | -0.40 | |
| Health | -0.04 | |
| Basic Education | 0.39 | |

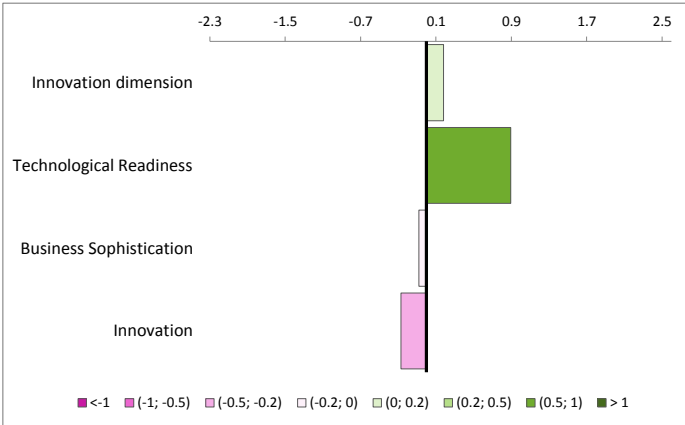
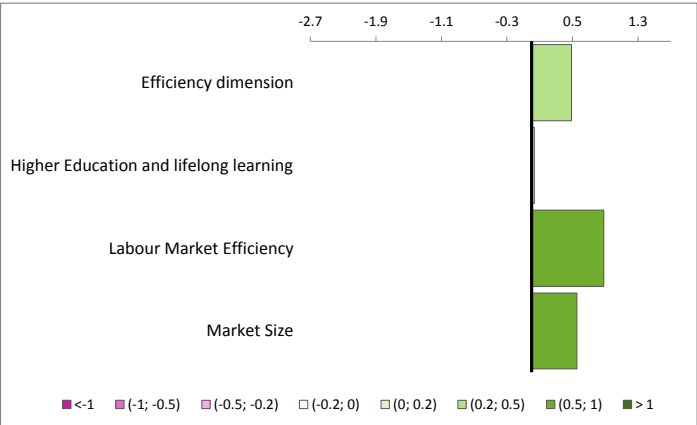
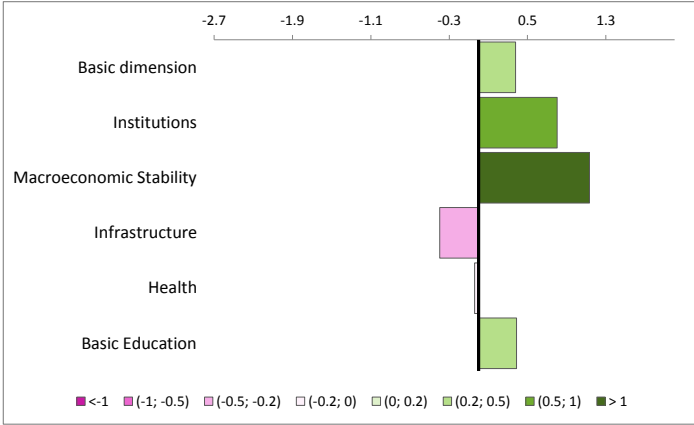
| | score (EU28=0) | peers comparison |
|--|----------------|------------------|
| Efficiency dimension | 0.49 | |
| Higher Education and lifelong learning | 0.03 | |
| Labour Market Efficiency | 0.88 | |
| Market Size | 0.55 | |

| | score (EU28=0) | peers comparison |
|-------------------------|----------------|------------------|
| Innovation dimension | 0.18 | |
| Technological Readiness | 0.89 | |
| Business Sophistication | -0.08 | |
| Innovation | -0.27 | |

Overperforming with respect to its peers

Similar to peers

Underperforming with respect to its peers



* Equal ranking is assigned if the difference in score is equal or below 0.1 on the 0-100 scale

Note: Macroeconomic Stability and Basic Education at the country level

| RCI 2019 | Score | Score 0-100 | Rank* | GDP per head PPS - EU28=100 | Value | Rank | Stage of development (1 = Lowest; 5 = Highest) | 5 |
|----------|-------|-------------|--------|--------------------------------|-------|--------|---|---|
| | 0.57 | 80.88 | 38/268 | | 119 | 53/268 | | |

Peer Regions: Detmold; Emilia-Romagna; Valle d'Aosta/Vallée d'Aoste; Hannover; País Vasco; Freiburg; Västsverige; Niederbayern; Provincia Autonoma di Trento; Oberfranken; Steiermark; West-Vlaanderen; Kassel; Syddanmark and Schwaben

| | score (EU28=0) | peers comparison |
|-------------------------|-------------------|------------------|
| Basic dimension | 0.69 | |
| Institutions | 0.80 | |
| Macroeconomic Stability | 1.13 | |
| Infrastructure | 0.85 | |
| Health | 0.28 | |
| Basic Education | 0.39 | |

| | score (EU28=0) | peers comparison |
|--|-------------------|------------------|
| Efficiency dimension | 0.56 | |
| Higher Education and lifelong learning | -0.09 | |
| Labour Market Efficiency | 0.77 | |
| Market Size | 1.01 | |

| | score (EU28=0) | peers comparison |
|-----------------------------|-------------------|------------------|
| Innovation dimension | 0.49 | |
| Technological Readiness | 0.89 | |
| Business Sophistication | -0.12 | |
| Innovation | 0.71 | |



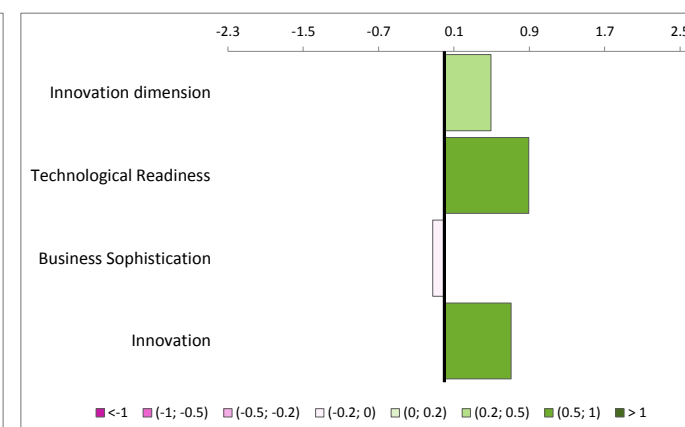
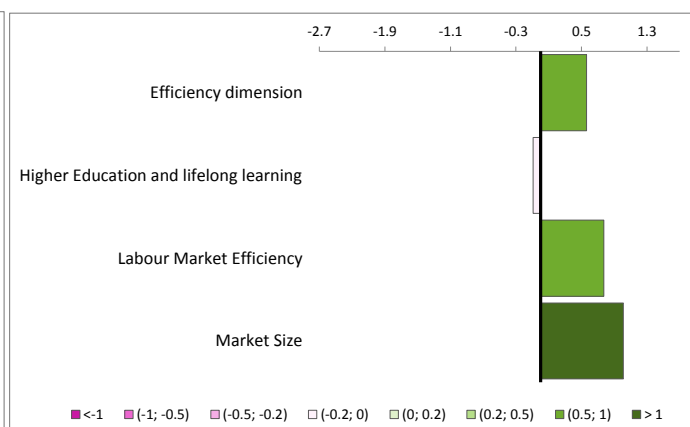
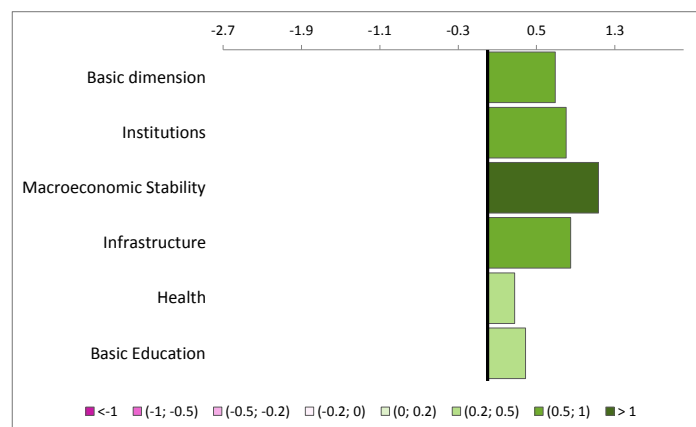
Overperforming with respect to its peers



Similar to peers



Underperforming with respect to its peers



* Equal ranking is assigned if the difference in score is equal or below 0.1 on the 0-100 scale

Note: Macroeconomic Stability and Basic Education at the country level

| RCI 2019 | Score | Score 0-100 | Rank* | GDP per head PPS - EU28=100 | Value | Rank | Stage of development (1 = Lowest; 5 = Highest) | 5 |
|----------|-------|-------------|--------|--------------------------------|-------|--------|---|---|
| | 0.32 | 71.77 | 96/268 | | 112 | 63/268 | | |

Peer Regions: Comunidad Foral de Navarra; Limburg; Midtjylland; Surrey, East and West Sussex; Övre Norrland; Syddanmark; Veneto; Kassel; West-Vlaanderen; Lazio; Weser-Ems; Steiermark; Oberfranken; Sostinès regionas and Eastern Scotland

| | score (EU28=0) | peers comparison |
|-------------------------|-------------------|------------------|
| Basic dimension | 0.48 | |
| Institutions | 0.76 | |
| Macroeconomic Stability | 1.13 | |
| Infrastructure | 0.08 | |
| Health | 0.06 | |
| Basic Education | 0.39 | |

| | score (EU28=0) | peers comparison |
|--|-------------------|------------------|
| Efficiency dimension | 0.28 | |
| Higher Education and lifelong learning | -0.28 | |
| Labour Market Efficiency | 0.57 | |
| Market Size | 0.57 | |

| | score (EU28=0) | peers comparison |
|-----------------------------|-------------------|------------------|
| Innovation dimension | 0.28 | |
| Technological Readiness | 0.85 | |
| Business Sophistication | 0.15 | |
| Innovation | -0.17 | |



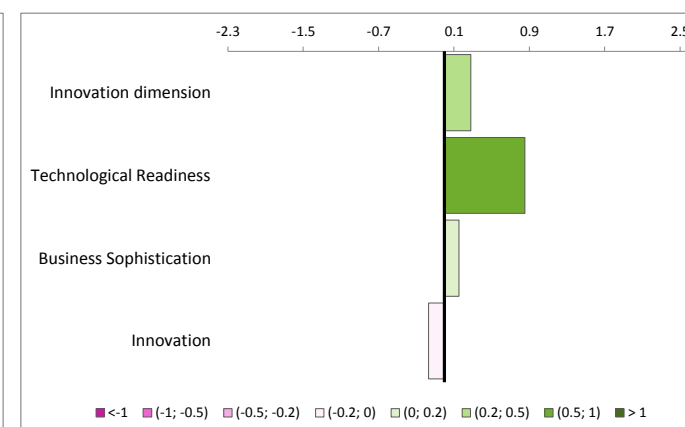
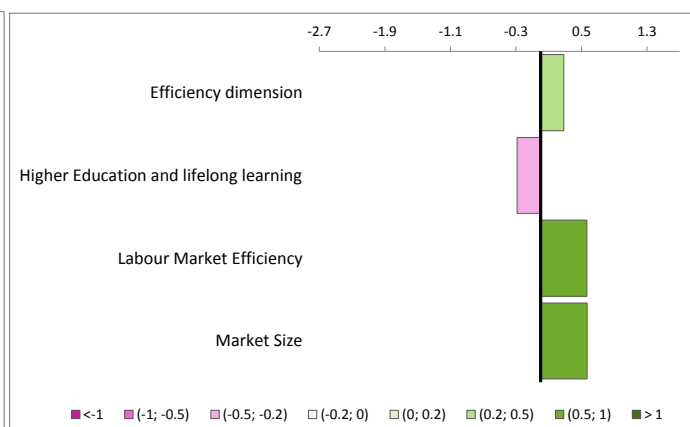
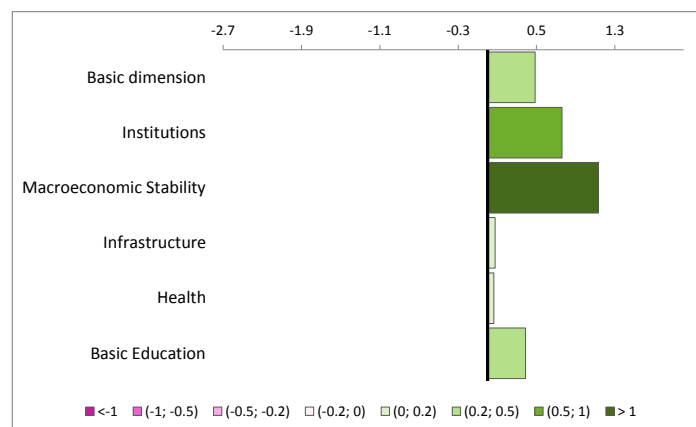
Overperforming with respect to its peers



Similar to peers



Underperforming with respect to its peers



* Equal ranking is assigned if the difference in score is equal or below 0.1 on the 0-100 scale

Note: Macroeconomic Stability and Basic Education at the country level

| RCI 2019 | Score | Score 0-100 | Rank* | GDP per head PPS - EU28=100 | Value | Rank | Stage of development (1 = Lowest; 5 = Highest) | 4 |
|----------|-------|-------------|--------|-----------------------------|-------|---------|--|---|
| | 0.46 | 76.74 | 56/268 | | 95 | 115/268 | | |

Peer Regions: East Wales; East Anglia; Leicestershire, Rutland and Northamptonshire; Pays de la Loire; Alsace; Midi-Pyrénées; Etelä-Suomi; Limburg; Illes Balears; Malta; La Rioja; Provence-Alpes-Côte d’Azur; Länsi-Suomi; Cumbria and Highlands and Islands

| | score (EU28=0) | peers comparison |
|-------------------------|----------------|------------------|
| Basic dimension | 0.45 | |
| Institutions | 0.65 | |
| Macroeconomic Stability | 1.13 | |
| Infrastructure | -0.22 | |
| Health | 0.27 | |
| Basic Education | 0.39 | |

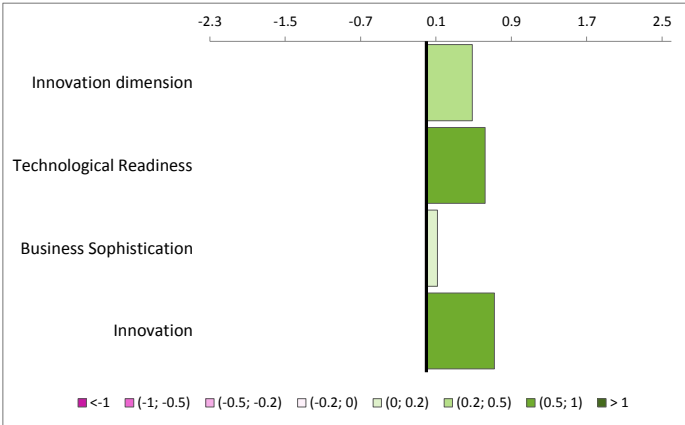
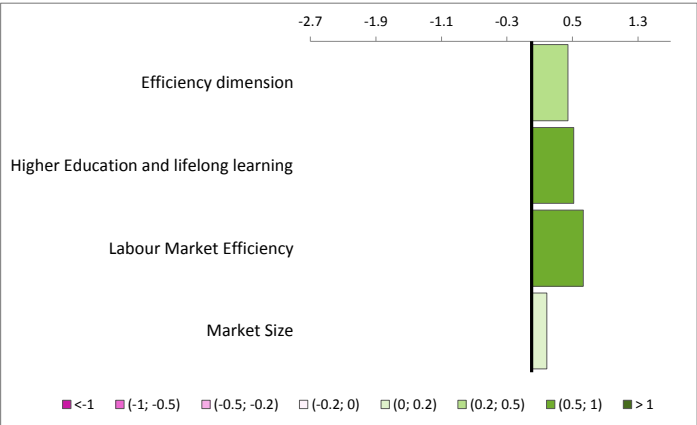
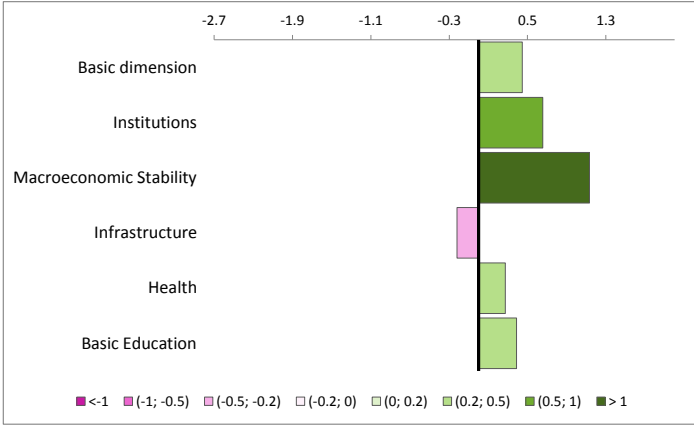
| | score (EU28=0) | peers comparison |
|--|----------------|------------------|
| Efficiency dimension | 0.44 | |
| Higher Education and lifelong learning | 0.51 | |
| Labour Market Efficiency | 0.63 | |
| Market Size | 0.19 | |

| | score (EU28=0) | peers comparison |
|-------------------------|----------------|------------------|
| Innovation dimension | 0.49 | |
| Technological Readiness | 0.62 | |
| Business Sophistication | 0.12 | |
| Innovation | 0.72 | |

Overperforming with respect to its peers

Similar to peers

Underperforming with respect to its peers



* Equal ranking is assigned if the difference in score is equal or below 0.1 on the 0-100 scale

Note: Macroeconomic Stability and Basic Education at the country level

| RCI 2019 | Score | Score 0-100 | Rank* | GDP per head PPS - EU28=100 | Value | Rank | Stage of development (1 = Lowest; 5 = Highest) | 3 |
|----------|-------|-------------|--------|--------------------------------|-------|---------|---|---|
| | 0.34 | 72.57 | 93/268 | | 88 | 138/268 | | |

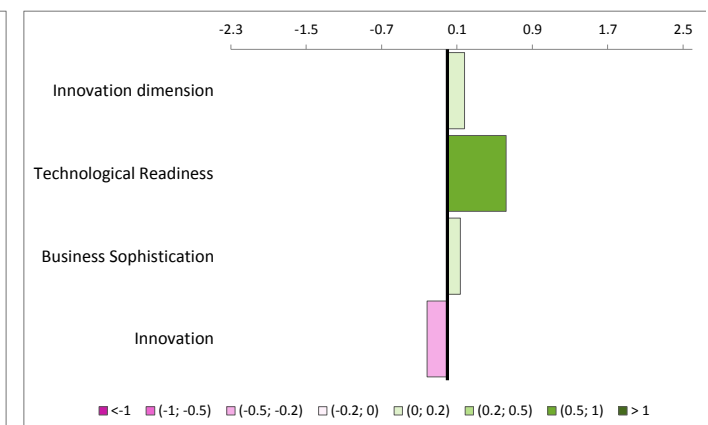
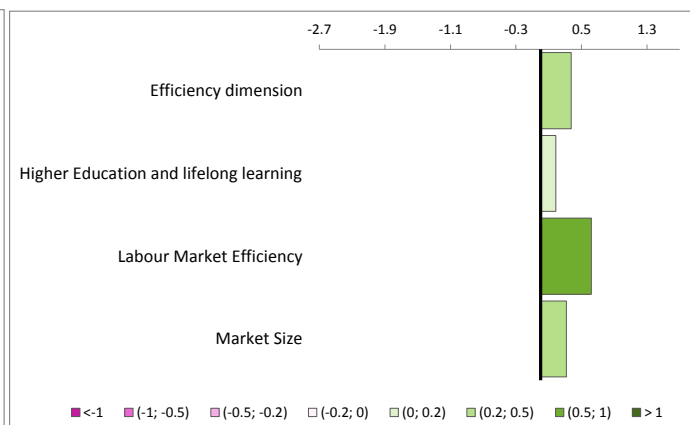
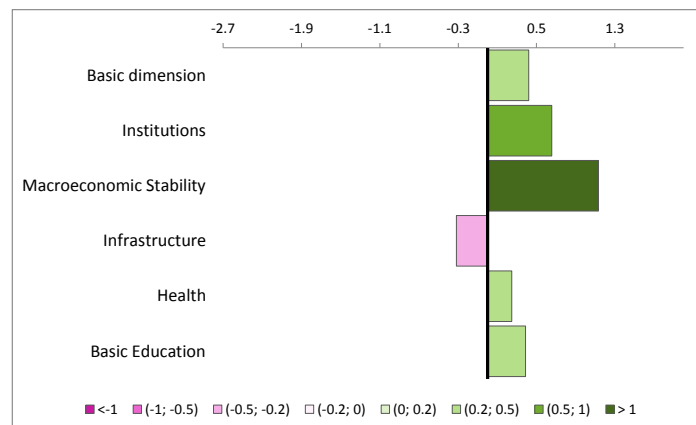
Peer Regions: Lüneburg; Kent; Sjælland; Bretagne; Drenthe; Friesland; Champagne-Ardenne; West Midlands; Pohjois- ja Itä-Suomi; Haute-Normandie; Sachsen-Anhalt; Thüringen; Centre - Val de Loire; West Yorkshire and Lancashire

| | score (EU28=0) | peers comparison |
|-------------------------|-------------------|------------------|
| Basic dimension | 0.42 | |
| Institutions | 0.65 | |
| Macroeconomic Stability | 1.13 | |
| Infrastructure | -0.32 | |
| Health | 0.25 | |
| Basic Education | 0.39 | |

| | score (EU28=0) | peers comparison |
|--|-------------------|------------------|
| Efficiency dimension | 0.37 | |
| Higher Education and lifelong learning | 0.19 | |
| Labour Market Efficiency | 0.62 | |
| Market Size | 0.31 | |

| | score (EU28=0) | peers comparison |
|-----------------------------|-------------------|------------------|
| Innovation dimension | 0.18 | |
| Technological Readiness | 0.62 | |
| Business Sophistication | 0.14 | |
| Innovation | -0.22 | |

- Overperforming with respect to its peers
- Similar to peers
- Underperforming with respect to its peers



* Equal ranking is assigned if the difference in score is equal or below 0.1 on the 0-100 scale

Note: Macroeconomic Stability and Basic Education at the country level

| RCI 2019 | Score | Score 0-100 | Rank* | GDP per head PPS - EU28=100 | Value | Rank | Stage of development (1 = Lowest; 5 = Highest) | 4 |
|----------|-------|-------------|--------|-----------------------------|-------|--------|--|---|
| | 0.50 | 78.22 | 49/268 | | 100 | 98/268 | | |

Peer Regions: Aragón; Herefordshire, Worcestershire and Warwickshire; Zahodna Slovenija; Área Metr. de Lisboa; Norra Mellansverige; Schleswig-Holstein; Piemonte; Trier; Zeeland; Highlands and Islands; Toscana; Länsi-Suomi; Provence-Alpes-Côte d’Azur; La Rioja and Malta

| | score (EU28=0) | peers comparison |
|-------------------------|----------------|------------------|
| Basic dimension | 0.54 | |
| Institutions | 0.65 | |
| Macroeconomic Stability | 1.13 | |
| Infrastructure | 0.36 | |
| Health | 0.17 | |
| Basic Education | 0.39 | |

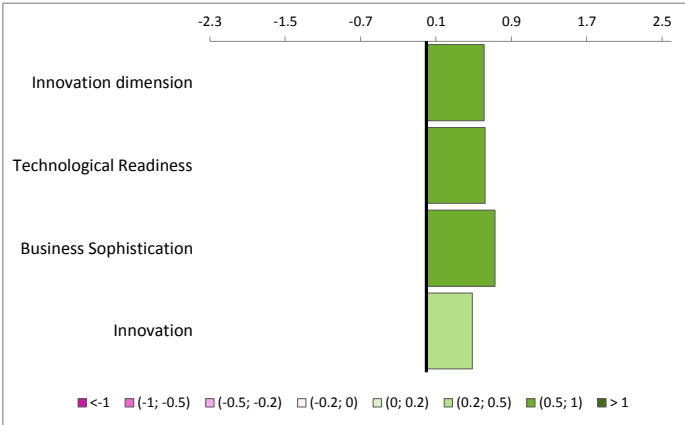
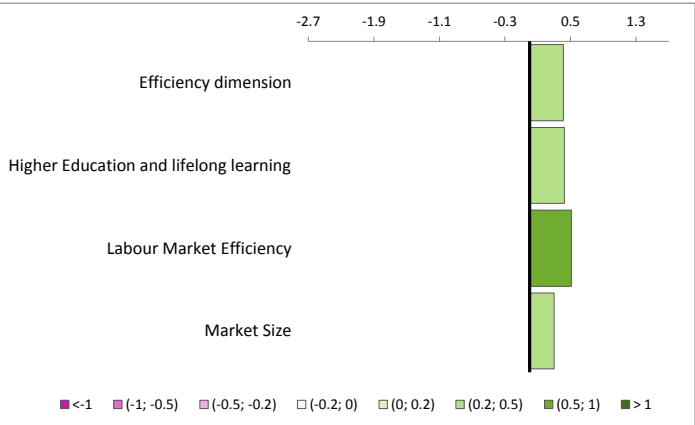
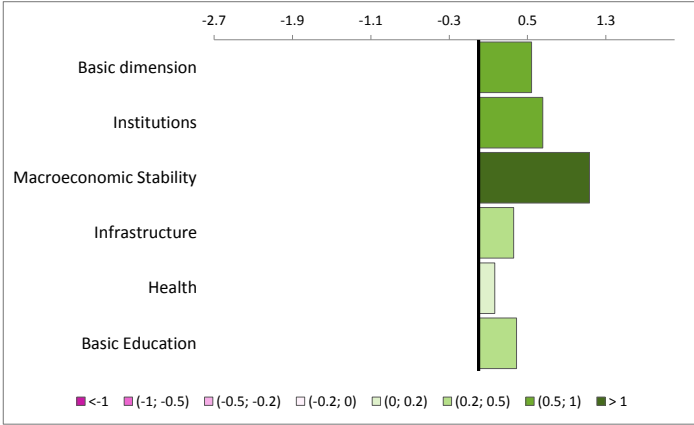
| | score (EU28=0) | peers comparison |
|--|----------------|------------------|
| Efficiency dimension | 0.41 | |
| Higher Education and lifelong learning | 0.43 | |
| Labour Market Efficiency | 0.51 | |
| Market Size | 0.30 | |

| | score (EU28=0) | peers comparison |
|-------------------------|----------------|------------------|
| Innovation dimension | 0.61 | |
| Technological Readiness | 0.62 | |
| Business Sophistication | 0.73 | |
| Innovation | 0.49 | |

Overperforming with respect to its peers

Similar to peers

Underperforming with respect to its peers



* Equal ranking is assigned if the difference in score is equal or below 0.1 on the 0-100 scale

Note: Macroeconomic Stability and Basic Education at the country level

| RCI 2019 | Score | Score 0-100 | Rank* | GDP per head PPS - EU28=100 | Value | Rank | Stage of development (1 = Lowest; 5 = Highest) | 3 |
|----------|-------|-------------|---------|--------------------------------|-------|---------|---|---|
| | 0.22 | 68.06 | 107/268 | | 85 | 140/268 | | |

Peer Regions: Centre - Val de Loire; Lancashire; Castilla y León; Corse; Bourgogne; Northern and Western; Champagne-Ardenne; Northumberland and Tyne and Wear; Nord-Pas de Calais; Liège; Poitou-Charentes; Kýpros; Umbria; Chemnitz and Lüneburg

| | score (EU28=0) | peers comparison |
|-------------------------|-------------------|------------------|
| Basic dimension | 0.47 | |
| Institutions | 0.79 | |
| Macroeconomic Stability | 1.13 | |
| Infrastructure | 0.29 | |
| Health | -0.25 | |
| Basic Education | 0.39 | |

| | score (EU28=0) | peers comparison |
|--|-------------------|------------------|
| Efficiency dimension | 0.11 | |
| Higher Education and lifelong learning | -0.11 | |
| Labour Market Efficiency | 0.39 | |
| Market Size | 0.06 | |

| | score (EU28=0) | peers comparison |
|-----------------------------|-------------------|------------------|
| Innovation dimension | 0.16 | |
| Technological Readiness | 0.73 | |
| Business Sophistication | -0.07 | |
| Innovation | -0.18 | |



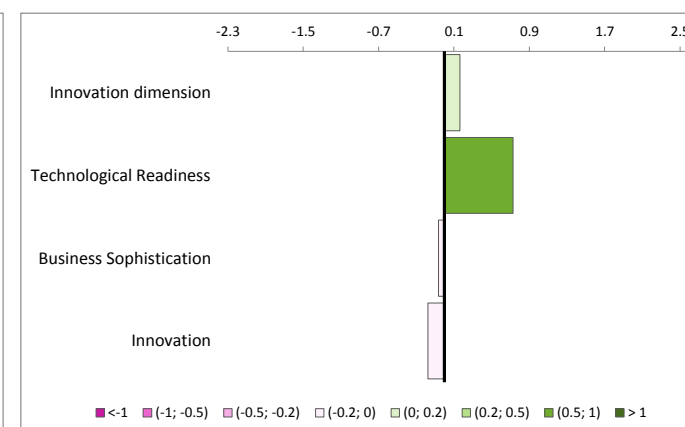
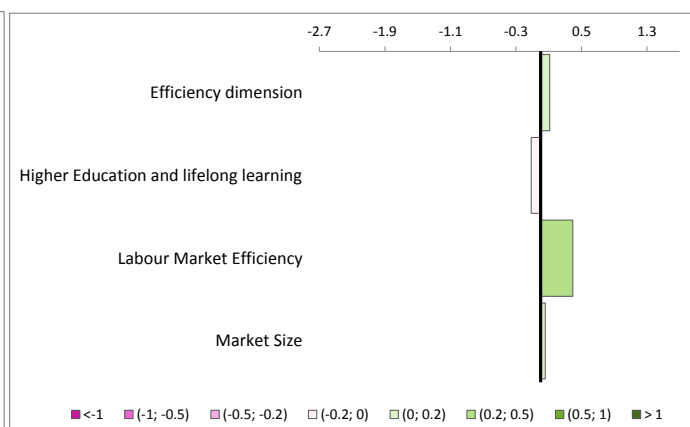
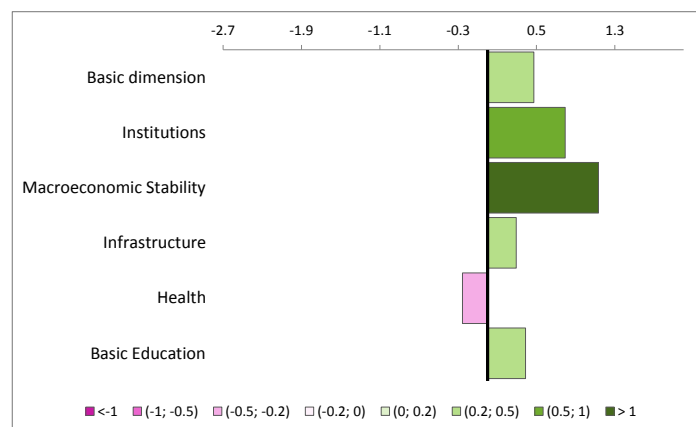
Overperforming with respect to its peers



Similar to peers



Underperforming with respect to its peers



* Equal ranking is assigned if the difference in score is equal or below 0.1 on the 0-100 scale

Note: Macroeconomic Stability and Basic Education at the country level

| RCI 2019 | Score | Score 0-100 | Rank* | GDP per head PPS - EU28=100 | Value | Rank | Stage of development (1 = Lowest; 5 = Highest) | 4 |
|----------|-------|-------------|--------|--------------------------------|-------|--------|---|---|
| | 0.42 | 75.43 | 70/268 | | 102 | 96/268 | | |

Peer Regions: Área Metr. de Lisboa; Piemonte; Zeeland; Toscana; Leipzig; Közép-Magyarország (Budapest and its commuting zone); Mellersta Norrland; Aragón; Herefordshire, Worcestershire and Warwickshire; Zahodna Slovenija; Rhône-Alpes; Friuli-Venezia Giulia; Münster; Gießen and Norra Mellansverige

| | score (EU28=0) | peers comparison |
|-------------------------|-------------------|------------------|
| Basic dimension | 0.48 | |
| Institutions | 0.54 | |
| Macroeconomic Stability | 1.13 | |
| Infrastructure | 0.16 | |
| Health | 0.19 | |
| Basic Education | 0.39 | |

| | score (EU28=0) | peers comparison |
|--|-------------------|------------------|
| Efficiency dimension | 0.42 | |
| Higher Education and lifelong learning | -0.01 | |
| Labour Market Efficiency | 0.73 | |
| Market Size | 0.54 | |

| | score (EU28=0) | peers comparison |
|-----------------------------|-------------------|------------------|
| Innovation dimension | 0.36 | |
| Technological Readiness | 0.84 | |
| Business Sophistication | 0.15 | |
| Innovation | 0.10 | |



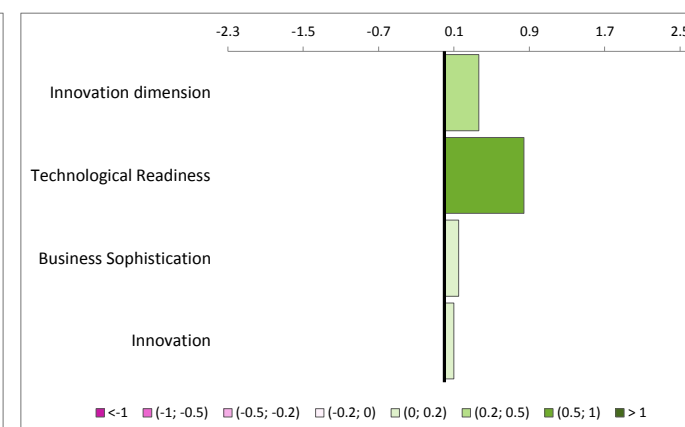
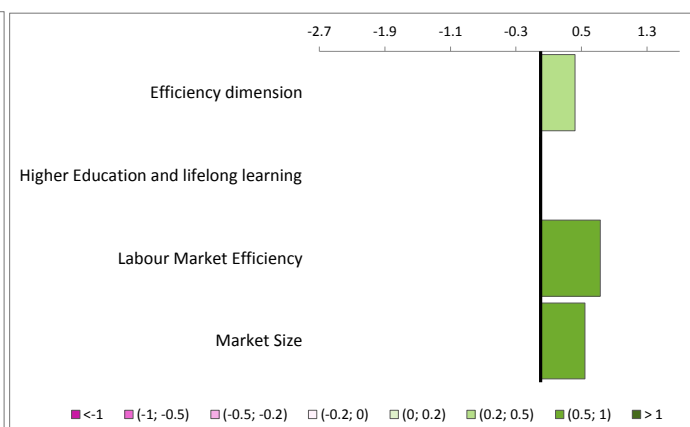
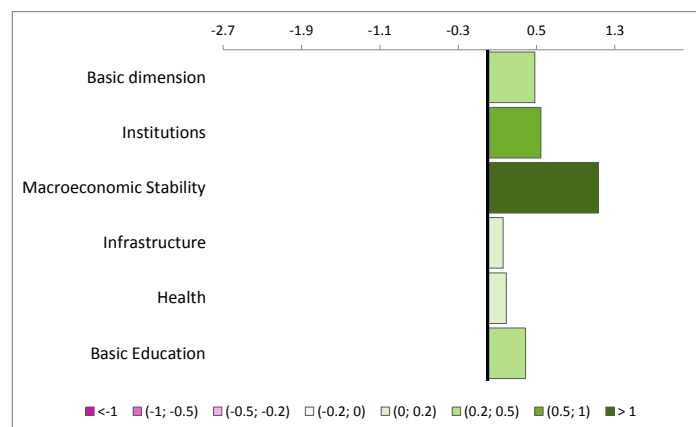
Overperforming with respect to its peers



Similar to peers



Underperforming with respect to its peers



* Equal ranking is assigned if the difference in score is equal or below 0.1 on the 0-100 scale

Note: Macroeconomic Stability and Basic Education at the country level

| RCI 2019 | Score | Score 0-100 | Rank* | GDP per head PPS - EU28=100 | Value | Rank | Stage of development (1 = Lowest; 5 = Highest) | 3 |
|----------|-------|-------------|--------|-----------------------------|-------|---------|--|---|
| | 0.36 | 73.28 | 89/268 | | 90 | 128/268 | | |

Peer Regions: Haute-Normandie; West Yorkshire; Pohjois- ja Itä-Suomi; Burgenland; North Yorkshire; West Midlands; Friesland; Drenthe; Bretagne; Marche; Aquitaine; Sjælland; Kent; Lüneburg and Chemnitz

| | score (EU28=0) | peers comparison |
|-------------------------|----------------|------------------|
| Basic dimension | 0.38 | |
| Institutions | 0.72 | |
| Macroeconomic Stability | 1.13 | |
| Infrastructure | -0.53 | |
| Health | 0.19 | |
| Basic Education | 0.39 | |

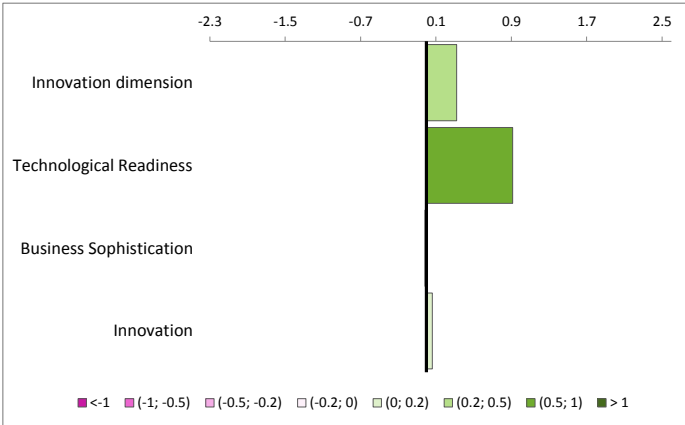
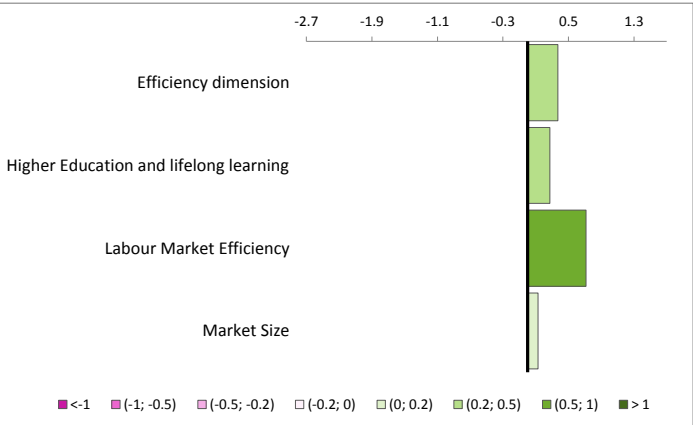
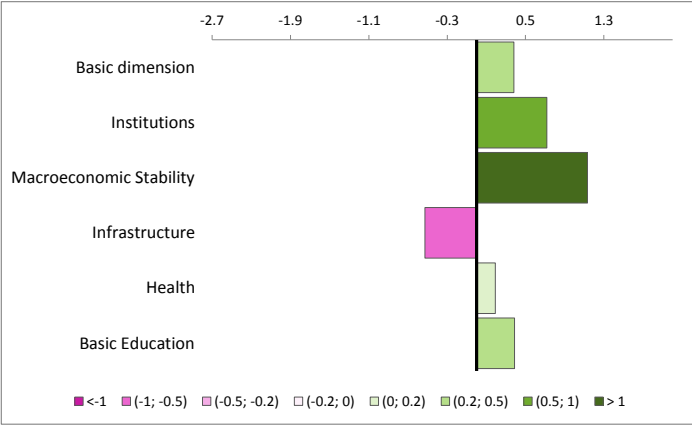
| | score (EU28=0) | peers comparison |
|--|----------------|------------------|
| Efficiency dimension | 0.37 | |
| Higher Education and lifelong learning | 0.27 | |
| Labour Market Efficiency | 0.72 | |
| Market Size | 0.13 | |

| | score (EU28=0) | peers comparison |
|-------------------------|----------------|------------------|
| Innovation dimension | 0.32 | |
| Technological Readiness | 0.91 | |
| Business Sophistication | -0.02 | |
| Innovation | 0.06 | |

Overperforming with respect to its peers

Similar to peers

Underperforming with respect to its peers



* Equal ranking is assigned if the difference in score is equal or below 0.1 on the 0-100 scale

Note: Macroeconomic Stability and Basic Education at the country level

| RCI 2019 | Score | Score 0-100 | Rank* | GDP per head PPS - EU28=100 | Value | Rank | Stage of development (1 = Lowest; 5 = Highest) | 5 |
|----------|-------|-------------|-------|-----------------------------|-------|-------|--|---|
| | 1.02 | 97.75 | 6/268 | | 165 | 9/268 | | |

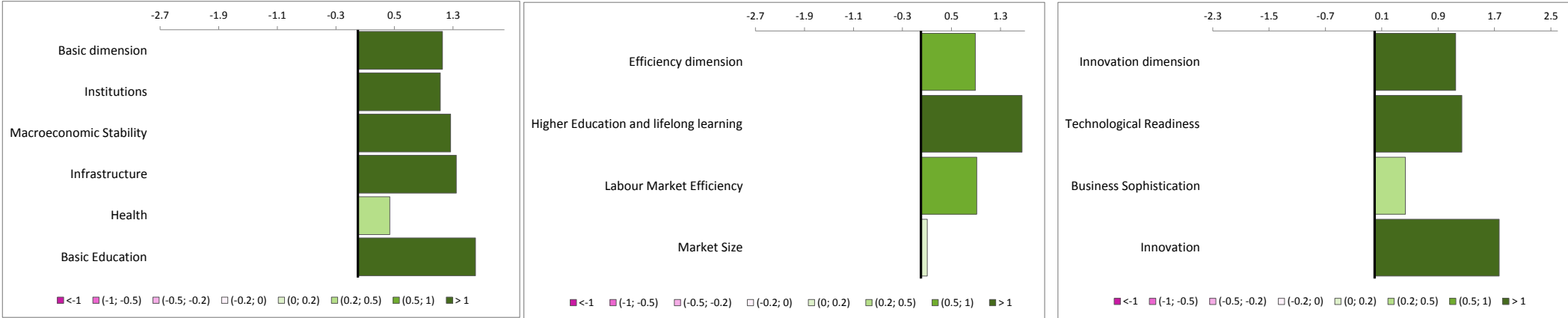
Peer Regions: London and its commuting zone; Stuttgart; Bruxelles and its commuting zone; Amsterdam and its commuting zone; Darmstadt; Stockholm; Utrecht; Bremen; Île de France; Salzburg; Oberbayern; North Eastern Scotland; Warszawski stołeczny; Berkshire, Buckinghamshire and Oxfordshire and Bratislavský kraj

| | score (EU28=0) | peers comparison |
|-------------------------|----------------|------------------|
| Basic dimension | 1.16 | |
| Institutions | 1.13 | |
| Macroeconomic Stability | 1.27 | |
| Infrastructure | 1.34 | |
| Health | 0.44 | |
| Basic Education | 1.61 | |

| | score (EU28=0) | peers comparison |
|--|----------------|------------------|
| Efficiency dimension | 0.89 | |
| Higher Education and lifelong learning | 1.65 | |
| Labour Market Efficiency | 0.91 | |
| Market Size | 0.10 | |

| | score (EU28=0) | peers comparison |
|-------------------------|----------------|------------------|
| Innovation dimension | 1.15 | |
| Technological Readiness | 1.24 | |
| Business Sophistication | 0.44 | |
| Innovation | 1.77 | |

- Overperforming with respect to its peers
- Similar to peers
- Underperforming with respect to its peers



* Equal ranking is assigned if the difference in score is equal or below 0.1 on the 0-100 scale

Note: Macroeconomic Stability and Basic Education at the country level

| RCI 2019 | Score | Score 0-100 | Rank* | GDP per head PPS - EU28=100 | Value | Rank | Stage of development (1 = Lowest; 5 = Highest) | 3 |
|----------|-------|-------------|--------|-----------------------------|-------|---------|--|---|
| | 0.50 | 78.25 | 49/268 | | 88 | 135/268 | | |

Peer Regions: Kent; Lüneburg; Chemnitz; Bretagne; Drenthe; Friesland; Champagne-Ardenne; West Midlands; Pohjois- ja Itä-Suomi; Haute-Normandie; Thüringen; West Yorkshire; Sachsen-Anhalt; Centre - Val de Loire and Burgenland

| | score (EU28=0) | peers comparison |
|-------------------------|----------------|------------------|
| Basic dimension | 0.92 | |
| Institutions | 1.07 | |
| Macroeconomic Stability | 1.27 | |
| Infrastructure | 0.56 | |
| Health | 0.08 | |
| Basic Education | 1.61 | |

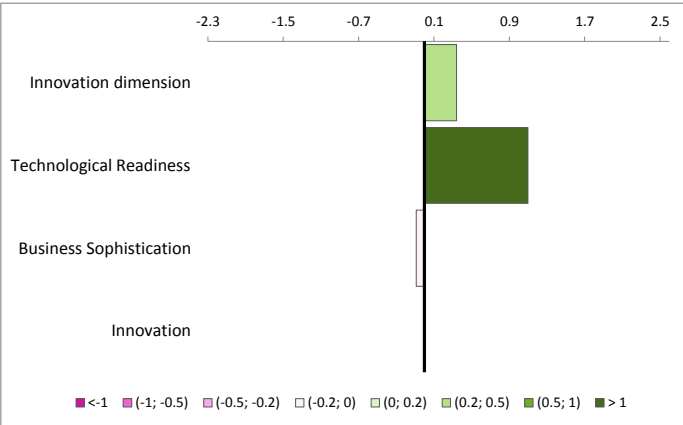
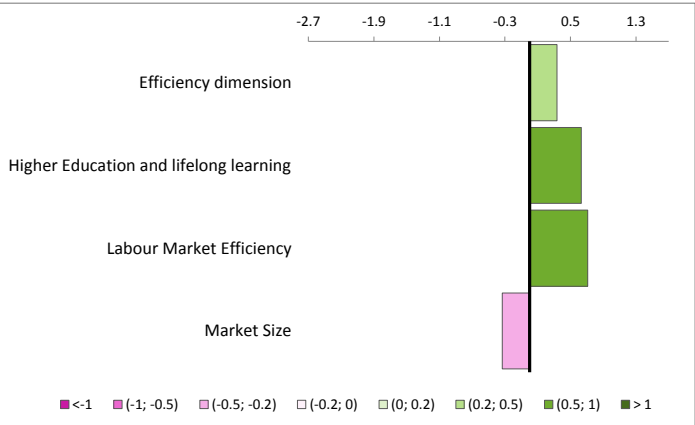
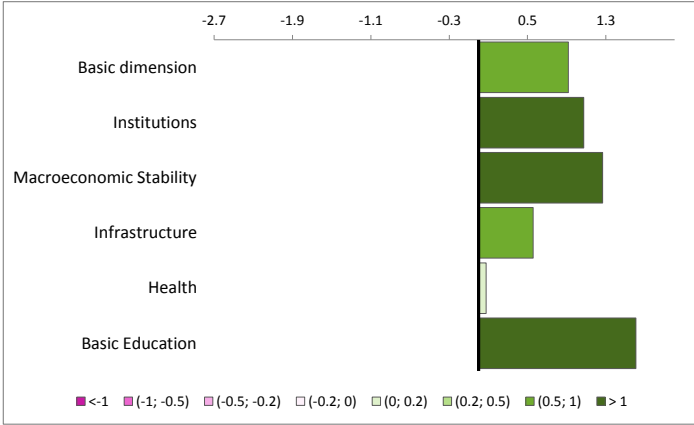
| | score (EU28=0) | peers comparison |
|--|----------------|------------------|
| Efficiency dimension | 0.34 | |
| Higher Education and lifelong learning | 0.63 | |
| Labour Market Efficiency | 0.71 | |
| Market Size | -0.33 | |

| | score (EU28=0) | peers comparison |
|-------------------------|----------------|------------------|
| Innovation dimension | 0.34 | |
| Technological Readiness | 1.10 | |
| Business Sophistication | -0.09 | |
| Innovation | 0.01 | |

Overperforming with respect to its peers

Similar to peers

Underperforming with respect to its peers



* Equal ranking is assigned if the difference in score is equal or below 0.1 on the 0-100 scale

Note: Macroeconomic Stability and Basic Education at the country level

| RCI 2019 | Score | Score 0-100 | Rank* | GDP per head PPS - EU28=100 | Value | Rank | Stage of development (1 = Lowest; 5 = Highest) | 5 |
|----------|-------|-------------|--------|-----------------------------|-------|--------|--|---|
| | 0.39 | 74.22 | 78/268 | | 114 | 60/268 | | |

Peer Regions: Kassel; West-Vlaanderen; Midtjylland; Steiermark; Oberfranken; Comunidad Foral de Navarra; Saarland; Limburg; Surrey, East and West Sussex; Övre Norrland; Veneto; Hannover; Lazio; Weser-Ems and Detmold

| | score (EU28=0) | peers comparison |
|-------------------------|----------------|------------------|
| Basic dimension | 0.82 | |
| Institutions | 1.14 | |
| Macroeconomic Stability | 1.27 | |
| Infrastructure | -0.29 | |
| Health | 0.37 | |
| Basic Education | 1.61 | |

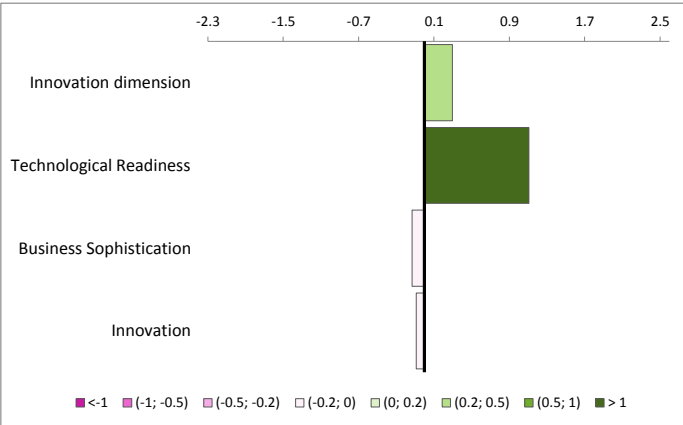
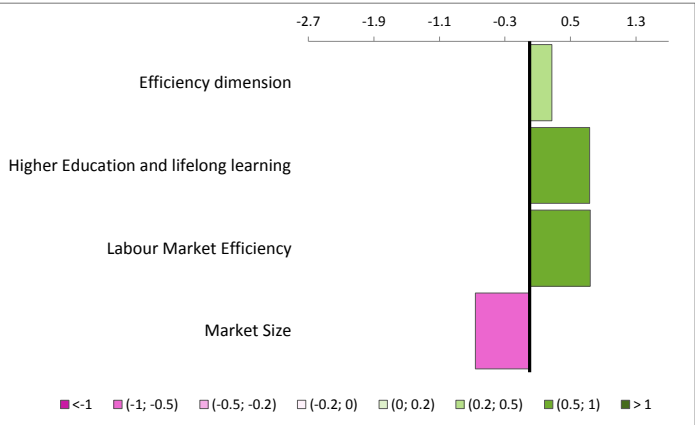
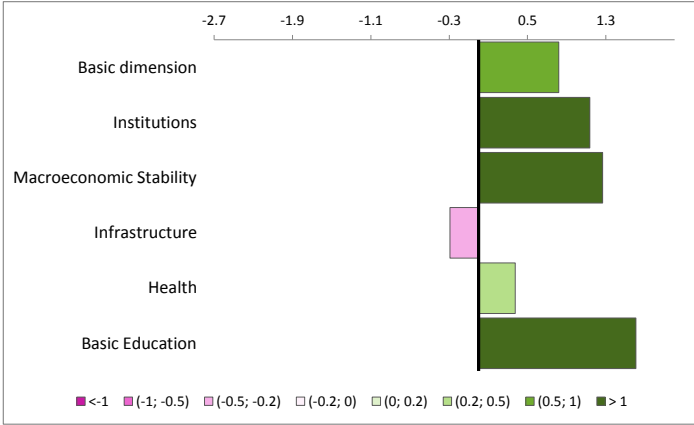
| | score (EU28=0) | peers comparison |
|--|----------------|------------------|
| Efficiency dimension | 0.27 | |
| Higher Education and lifelong learning | 0.73 | |
| Labour Market Efficiency | 0.74 | |
| Market Size | -0.66 | |

| | score (EU28=0) | peers comparison |
|-------------------------|----------------|------------------|
| Innovation dimension | 0.30 | |
| Technological Readiness | 1.11 | |
| Business Sophistication | -0.13 | |
| Innovation | -0.09 | |

Overperforming with respect to its peers

Similar to peers

Underperforming with respect to its peers













* Equal ranking is assigned if the difference in score is equal or below 0.1 on the 0-100 scale





Note: Macroeconomic Stability and Basic Education at the country level

| RCI 2019 | Score | Score 0-100 | Rank* | GDP per head PPS - EU28=100 | Value | Rank | Stage of development (1 = Lowest; 5 = Highest) | 5 |
|----------|-------|-------------|--------|--------------------------------|-------|--------|---|---|
| | 0.50 | 78.47 | 47/268 | | 113 | 61/268 | | |

Peer Regions: Comunidad Foral de Navarra; Saarland; Syddanmark; Limburg; Surrey, East and West Sussex; Kassel; West-Vlaanderen; Övre Norrland; Steiermark; Oberfranken; Veneto; Lazio; Weser-Ems; Sostinès regionas and Eastern Scotland

| | score (EU28=0) | peers comparison |
|-------------------------|-------------------|---|
| Basic dimension | 0.82 |  |
| Institutions | 1.28 |  |
| Macroeconomic Stability | 1.27 |  |
| Infrastructure | -0.37 |  |
| Health | 0.33 |  |
| Basic Education | 1.61 |  |

| | score (EU28=0) | peers comparison |
|--|-------------------|---|
| Efficiency dimension | 0.34 |  |
| Higher Education and lifelong learning | 1.00 |  |
| Labour Market Efficiency | 0.68 |  |
| Market Size | -0.65 |  |

| | score (EU28=0) | peers comparison |
|-----------------------------|-------------------|---|
| Innovation dimension | 0.55 |  |
| Technological Readiness | 1.26 |  |
| Business Sophistication | 0.01 |  |
| Innovation | 0.39 |  |



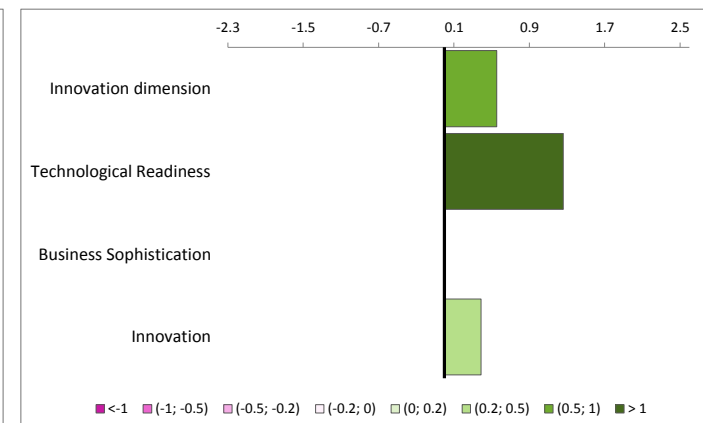
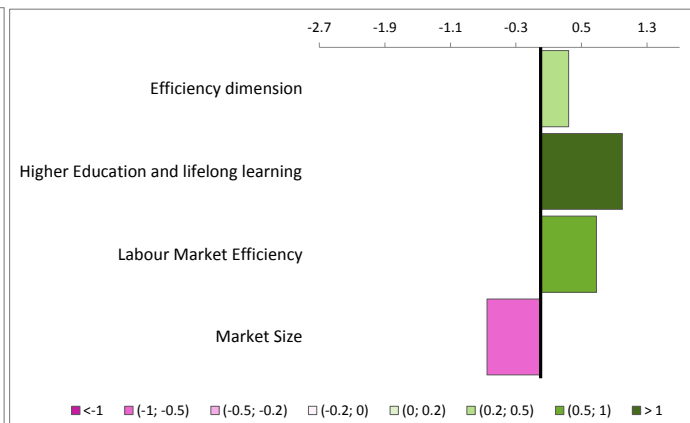
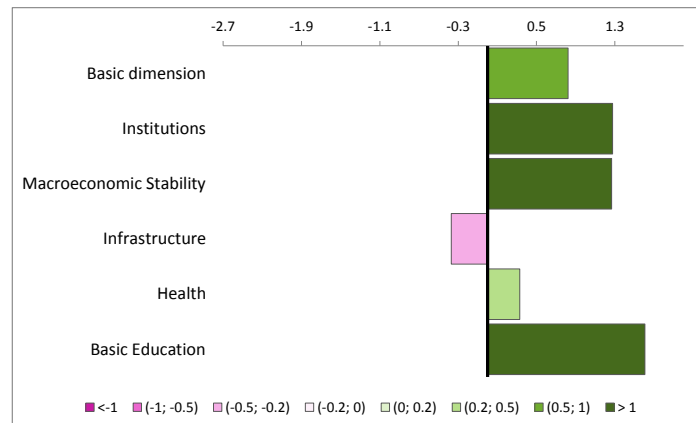
Overperforming with respect to its peers



Similar to peers



Underperforming with respect to its peers



* Equal ranking is assigned if the difference in score is equal or below 0.1 on the 0-100 scale

Note: Macroeconomic Stability and Basic Education at the country level

| RCI 2019 | Score | Score 0-100 | Rank* | GDP per head PPS - EU28=100 | Value | Rank | Stage of development (1 = Lowest; 5 = Highest) | 4 |
|----------|-------|-------------|---------|--------------------------------|-------|--------|---|---|
| | 0.29 | 70.68 | 100/268 | | 107 | 78/268 | | |

Peer Regions: Gelderland; Kärnten; Koblenz; Arnsberg; Liguria; Hampshire and Isle of Wight; Oost-Vlaanderen; Gloucestershire, Wiltshire and Bristol/Bath area; Overijssel; Berlin and its commuting zone; Cataluña; Östra Mellansverige; Eastern Scotland; Sydsverige and Sostinès regionas

| | score (EU28=0) | peers comparison |
|-------------------------|-------------------|------------------|
| Basic dimension | 0.74 | |
| Institutions | 1.13 | |
| Macroeconomic Stability | 1.27 | |
| Infrastructure | -0.51 | |
| Health | 0.22 | |
| Basic Education | 1.61 | |

| | score (EU28=0) | peers comparison |
|--|-------------------|------------------|
| Efficiency dimension | 0.13 | |
| Higher Education and lifelong learning | 0.71 | |
| Labour Market Efficiency | 0.70 | |
| Market Size | -1.02 | |

| | score (EU28=0) | peers comparison |
|-----------------------------|-------------------|------------------|
| Innovation dimension | 0.19 | |
| Technological Readiness | 1.23 | |
| Business Sophistication | -0.43 | |
| Innovation | -0.22 | |



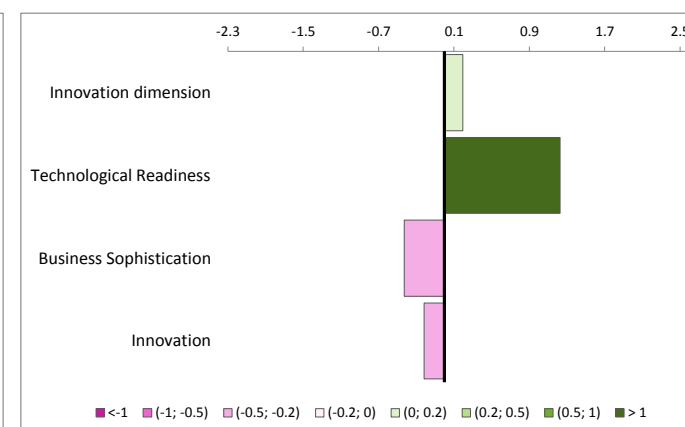
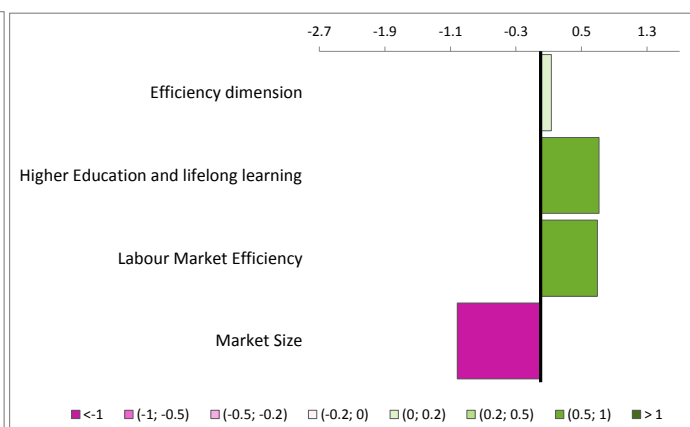
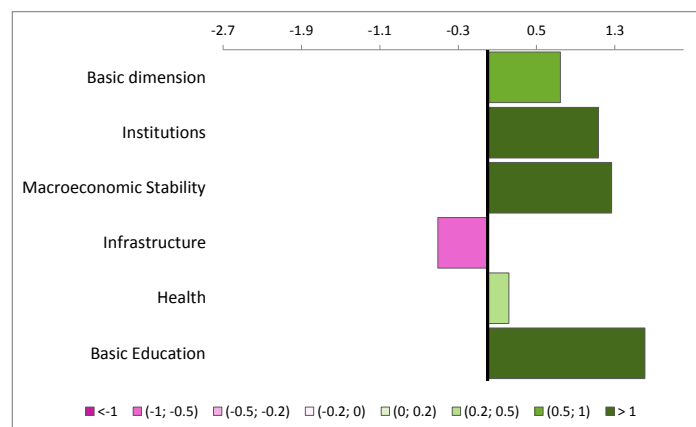
Overperforming with respect to its peers



Similar to peers



Underperforming with respect to its peers



* Equal ranking is assigned if the difference in score is equal or below 0.1 on the 0-100 scale

Note: Macroeconomic Stability and Basic Education at the country level

| RCI 2019 | Score | Score 0-100 | Rank* | GDP per head PPS - EU28=100 | Value | Rank | Stage of development (1 = Lowest; 5 = Highest) | 3 |
|----------|-------|-------------|---------|-----------------------------|-------|---------|--|---|
| | -0.16 | 53.87 | 159/268 | | 77 | 177/268 | | |

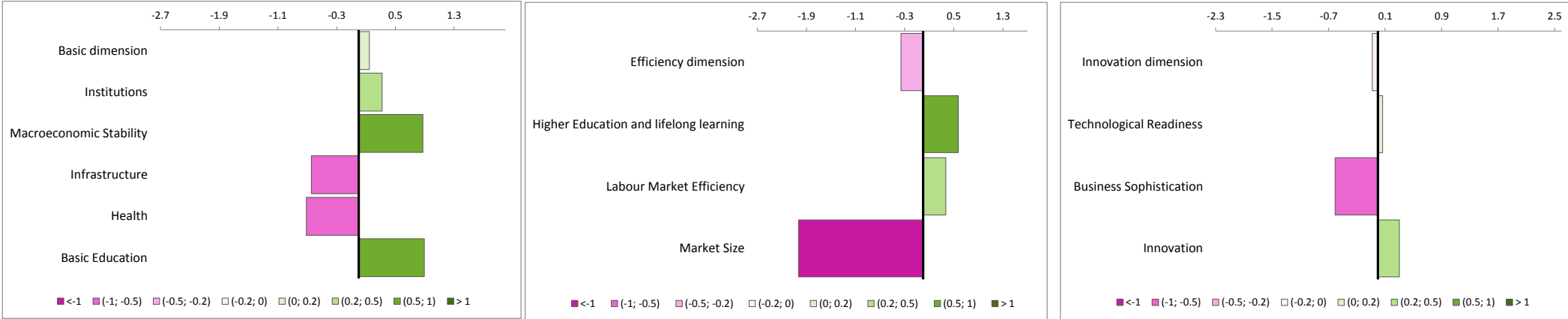
Peer Regions: Lorraine; Jihozápad; Dolnośląskie; Picardie; Martinique ; Languedoc-Roussillon; Yugozapaden; Shropshire and Staffordshire; Canarias; Wielkopolskie; Franche-Comté; Región de Murcia; Hainaut; Limousin and Notio Aigaio

| | score (EU28=0) | peers comparison |
|-------------------------|----------------|------------------|
| Basic dimension | 0.15 | |
| Institutions | 0.32 | |
| Macroeconomic Stability | 0.87 | |
| Infrastructure | -0.64 | |
| Health | -0.71 | |
| Basic Education | 0.89 | |

| | score (EU28=0) | peers comparison |
|--|----------------|------------------|
| Efficiency dimension | -0.36 | |
| Higher Education and lifelong learning | 0.57 | |
| Labour Market Efficiency | 0.37 | |
| Market Size | -2.03 | |

| | score (EU28=0) | peers comparison |
|-------------------------|----------------|------------------|
| Innovation dimension | -0.08 | |
| Technological Readiness | 0.07 | |
| Business Sophistication | -0.61 | |
| Innovation | 0.30 | |

| | |
|--|---|
| | Overperforming with respect to its peers |
| | Similar to peers |
| | Underperforming with respect to its peers |



* Equal ranking is assigned if the difference in score is equal or below 0.1 on the 0-100 scale

Note: Macroeconomic Stability and Basic Education at the country level

| RCI 2019 | Score | Score 0-100 | Rank* | GDP per head PPS - EU28=100 | Value | Rank | Stage of development (1 = Lowest; 5 = Highest) | 4 |
|----------|-------|-------------|---------|--------------------------------|-------|---------|---|---|
| | -0.40 | 44.97 | 180/268 | | 92 | 122/268 | | |

Peer Regions: West Central Scotland; Greater Manchester; Aquitaine; Marche; Cumbria; North Yorkshire; Burgenland; Pays de la Loire; West Yorkshire; Thüringen; Leicestershire, Rutland and Northamptonshire; Haute-Normandie; Pohjois- ja Itä-Suomi; East Wales and Dresden

| | score (EU28=0) | peers comparison |
|-------------------------|-------------------|------------------|
| Basic dimension | -0.87 | |
| Institutions | -1.35 | |
| Macroeconomic Stability | -2.02 | |
| Infrastructure | 0.25 | |
| Health | 0.08 | |
| Basic Education | -1.31 | |

| | score (EU28=0) | peers comparison |
|--|-------------------|------------------|
| Efficiency dimension | -0.28 | |
| Higher Education and lifelong learning | 0.42 | |
| Labour Market Efficiency | -1.38 | |
| Market Size | 0.13 | |

| | score (EU28=0) | peers comparison |
|-----------------------------|-------------------|------------------|
| Innovation dimension | -0.19 | |
| Technological Readiness | -1.14 | |
| Business Sophistication | 0.66 | |
| Innovation | -0.11 | |



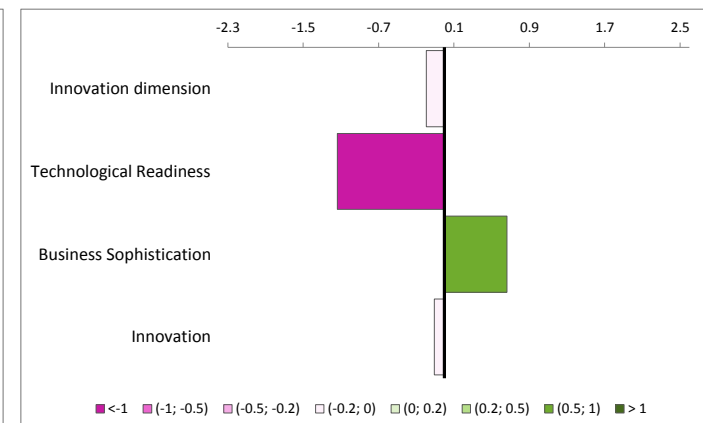
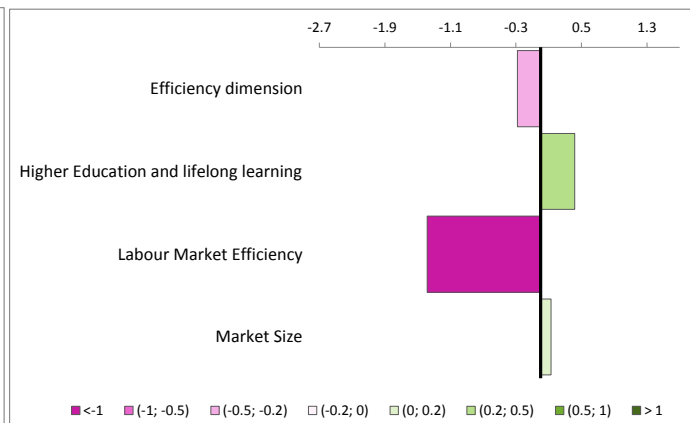
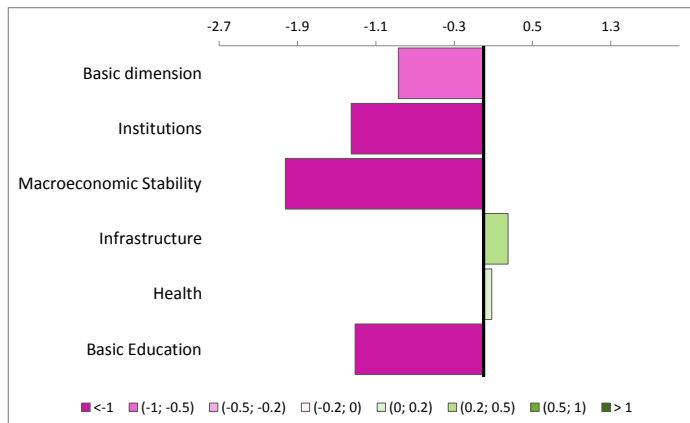
Overperforming with respect to its peers



Similar to peers



Underperforming with respect to its peers



* Equal ranking is assigned if the difference in score is equal or below 0.1 on the 0-100 scale

Note: Macroeconomic Stability and Basic Education at the country level

| RCI 2019 | Score | Score 0-100 | Rank* | GDP per head PPS - EU28=100 | Value | Rank | Stage of development (1 = Lowest; 5 = Highest) | 2 |
|----------|-------|-------------|---------|--------------------------------|-------|---------|---|---|
| | -1.61 | 0.00 | 268/268 | | 51 | 246/268 | | |

Peer Regions: Thessalia; Podlaskie; Dytiki Ellada; Nord-Vest; Guyane; Sud-Est; Świętokrzyskie; Kentriki Makedonia; Warmińsko-mazurskie; Podkarpackie; Východné Slovensko; Ipeiros; Dél-Alföld; Lubelskie and Anatoliki Makedonia, Thraki

| | score (EU28=0) | peers comparison |
|-------------------------|-------------------|------------------|
| Basic dimension | -1.11 | |
| Institutions | -1.47 | |
| Macroeconomic Stability | -2.02 | |
| Infrastructure | -0.88 | |
| Health | 0.12 | |
| Basic Education | -1.31 | |

| | score (EU28=0) | peers comparison |
|--|-------------------|------------------|
| Efficiency dimension | -2.04 | |
| Higher Education and lifelong learning | -0.98 | |
| Labour Market Efficiency | -1.98 | |
| Market Size | -3.18 | |

| | score (EU28=0) | peers comparison |
|-----------------------------|-------------------|------------------|
| Innovation dimension | -1.26 | |
| Technological Readiness | -1.91 | |
| Business Sophistication | -0.48 | |
| Innovation | -1.39 | |



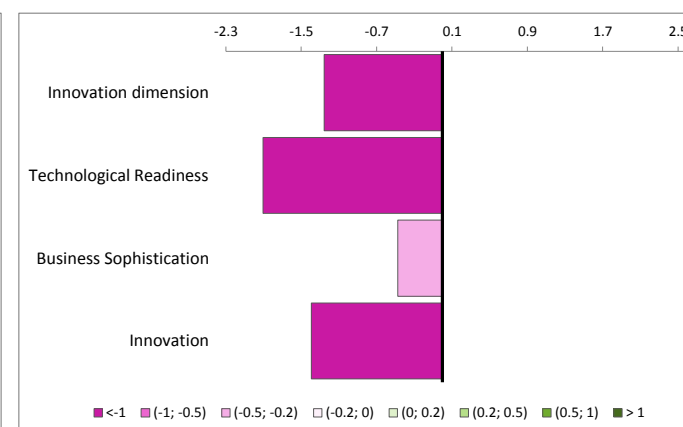
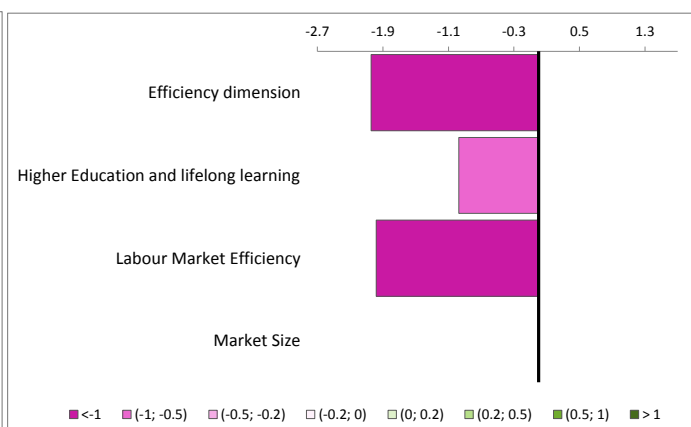
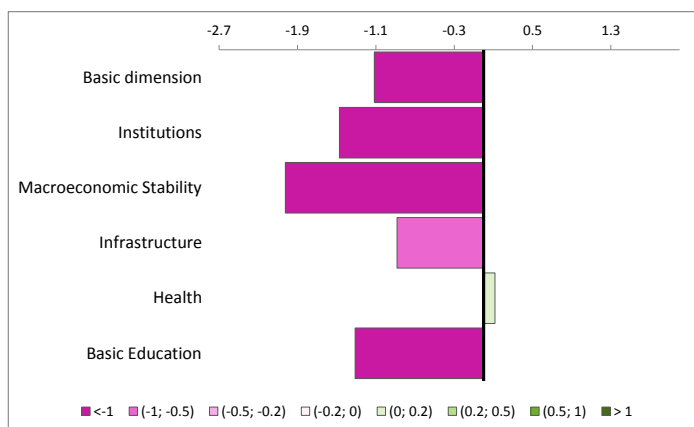
Overperforming with respect to its peers



Similar to peers



Underperforming with respect to its peers



* Equal ranking is assigned if the difference in score is equal or below 0.1 on the 0-100 scale

Note: Macroeconomic Stability and Basic Education at the country level

| RCI 2019 | Score | Score 0-100 | Rank* | GDP per head PPS - EU28=100 | Value | Rank | Stage of development (1 = Lowest; 5 = Highest) | 2 |
|----------|-------|-------------|---------|--------------------------------|-------|---------|---|---|
| | -1.39 | 7.93 | 259/268 | | 74 | 185/268 | | |

Peer Regions: Hainaut; Región de Murcia; Wielkopolskie; Luxembourg; Canarias; South Yorkshire; Severovýchod; Região Autónoma da Madeira; Ciudad Autónoma de Ceuta; Moravskoslezsko; Nyugat-Dunántúl; Martinique ; Jihozápad; Lorraine and Eesti

| | score (EU28=0) | peers comparison |
|-------------------------|-------------------|------------------|
| Basic dimension | -1.22 | |
| Institutions | -1.47 | |
| Macroeconomic Stability | -2.02 | |
| Infrastructure | -0.97 | |
| Health | -0.32 | |
| Basic Education | -1.31 | |

| | score (EU28=0) | peers comparison |
|--|-------------------|------------------|
| Efficiency dimension | -1.44 | |
| Higher Education and lifelong learning | -0.93 | |
| Labour Market Efficiency | -1.28 | |
| Market Size | -2.12 | |

| | score (EU28=0) | peers comparison |
|-----------------------------|-------------------|------------------|
| Innovation dimension | -1.55 | |
| Technological Readiness | -1.91 | |
| Business Sophistication | -0.77 | |
| Innovation | -1.97 | |



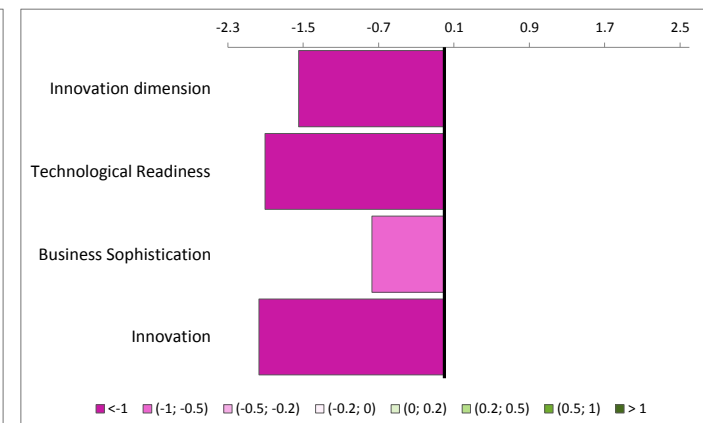
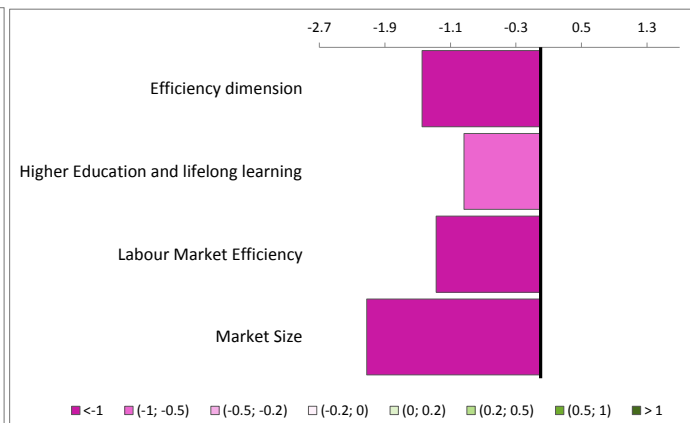
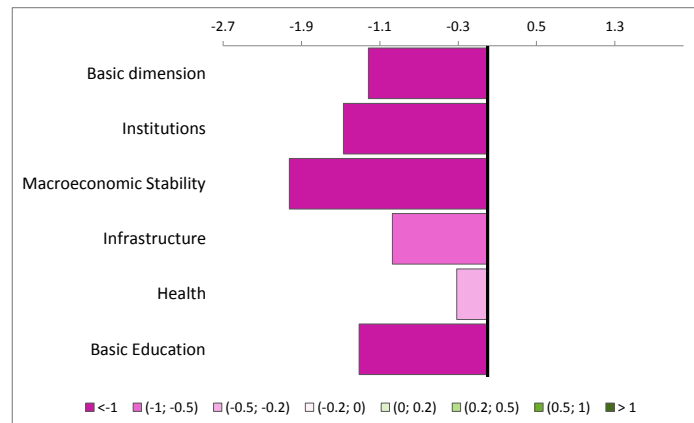
Overperforming with respect to its peers



Similar to peers



Underperforming with respect to its peers



* Equal ranking is assigned if the difference in score is equal or below 0.1 on the 0-100 scale

Note: Macroeconomic Stability and Basic Education at the country level

| RCI 2019 | Score | Score 0-100 | Rank* | GDP per head PPS - EU28=100 | Value | Rank | Stage of development (1 = Lowest; 5 = Highest) | 2 |
|----------|-------|-------------|---------|--------------------------------|-------|---------|---|---|
| | -1.26 | 12.93 | 250/268 | | 58 | 235/268 | | |

Peer Regions: Calabria; Lubuskie; Jadranska Hrvatska; Opolskie; Zachodniopomorskie; Mazowiecki regionalny; Kujawsko-pomorskie; Peloponnisos; Sicilia; Centru; Stredné Slovensko; Sterea Ellada; Kontinentalna Hrvatska; Campania and Dytiki Makedonia

| | score (EU28=0) | peers comparison |
|-------------------------|-------------------|------------------|
| Basic dimension | -1.24 | |
| Institutions | -1.47 | |
| Macroeconomic Stability | -2.02 | |
| Infrastructure | -1.23 | |
| Health | -0.15 | |
| Basic Education | -1.31 | |

| | score (EU28=0) | peers comparison |
|--|-------------------|------------------|
| Efficiency dimension | -1.40 | |
| Higher Education and lifelong learning | -0.58 | |
| Labour Market Efficiency | -1.66 | |
| Market Size | -1.97 | |

| | score (EU28=0) | peers comparison |
|-----------------------------|-------------------|------------------|
| Innovation dimension | -0.91 | |
| Technological Readiness | -1.91 | |
| Business Sophistication | 0.11 | |
| Innovation | -0.93 | |



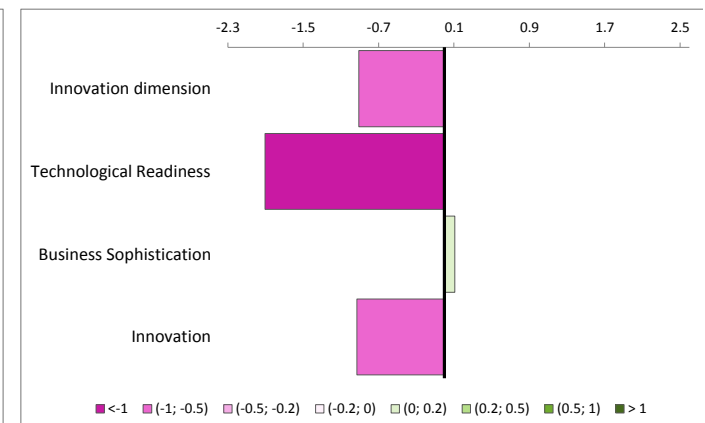
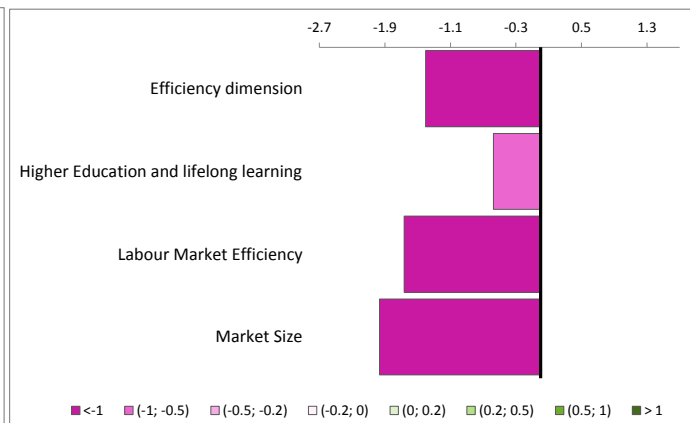
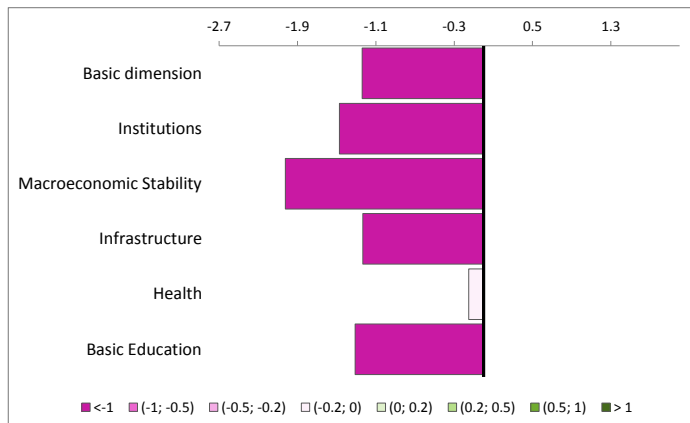
Overperforming with respect to its peers



Similar to peers



Underperforming with respect to its peers



* Equal ranking is assigned if the difference in score is equal or below 0.1 on the 0-100 scale

Note: Macroeconomic Stability and Basic Education at the country level

| RCI 2019 | Score | Score 0-100 | Rank* | GDP per head PPS - EU28=100 | Value | Rank | Stage of development (1 = Lowest; 5 = Highest) | 1 |
|----------|-------|-------------|---------|--------------------------------|-------|---------|---|---|
| | -1.45 | 5.67 | 265/268 | | 47 | 256/268 | | |

Peer Regions: Sud - Muntenia; Lubelskie; Dél-Alföld; Ipeiros; Podkarpackie; Észak-Magyarország; Warmińsko-mazurskie; Świętokrzyskie; Sud-Est; Dél-Dunántúl; Dytiki Ellada; Podlaskie; Észak-Alföld; Voreio Aigaio and Sud-Vest Oltenia

| | score (EU28=0) | peers comparison |
|-------------------------|-------------------|------------------|
| Basic dimension | -1.37 | |
| Institutions | -1.59 | |
| Macroeconomic Stability | -2.02 | |
| Infrastructure | -1.54 | |
| Health | -0.36 | |
| Basic Education | -1.31 | |

| | score (EU28=0) | peers comparison |
|--|-------------------|------------------|
| Efficiency dimension | -1.57 | |
| Higher Education and lifelong learning | -0.93 | |
| Labour Market Efficiency | -1.90 | |
| Market Size | -1.87 | |

| | score (EU28=0) | peers comparison |
|-----------------------------|-------------------|------------------|
| Innovation dimension | -1.28 | |
| Technological Readiness | -1.74 | |
| Business Sophistication | -0.65 | |
| Innovation | -1.45 | |



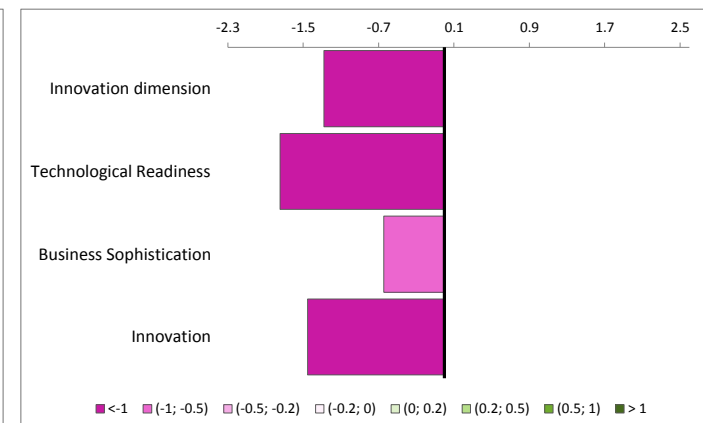
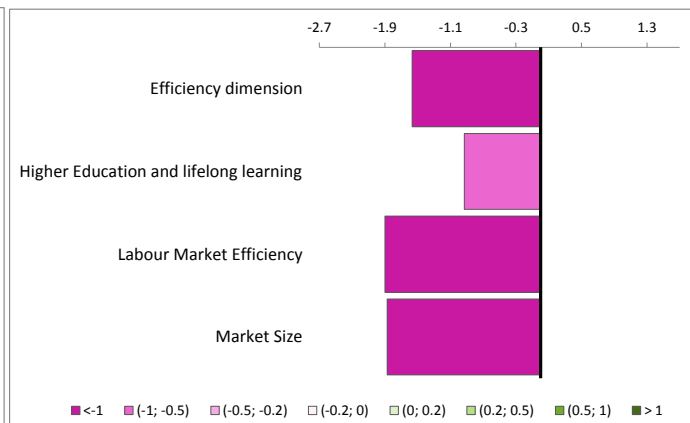
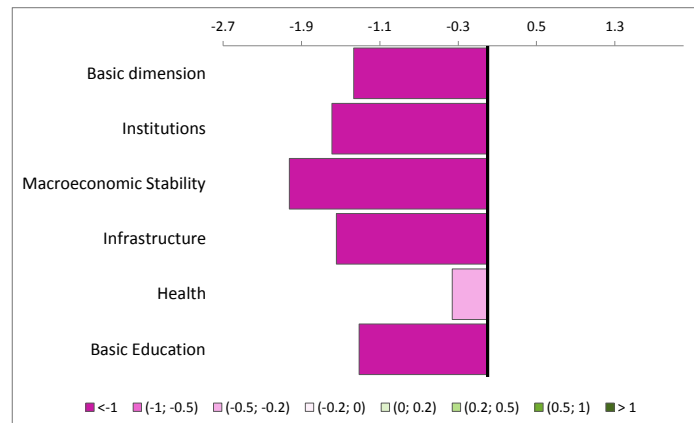
Overperforming with respect to its peers



Similar to peers



Underperforming with respect to its peers



* Equal ranking is assigned if the difference in score is equal or below 0.1 on the 0-100 scale

Note: Macroeconomic Stability and Basic Education at the country level

| RCI 2019 | Score | Score 0-100 | Rank* | GDP per head PPS - EU28=100 | Value | Rank | Stage of development (1 = Lowest; 5 = Highest) | 2 |
|----------|-------|-------------|---------|--------------------------------|-------|---------|---|---|
| | -1.06 | 20.29 | 239/268 | | 53 | 242/268 | | |

Peer Regions: Guyane; Nord-Vest; Východné Slovensko; Thessalia; Voreio Aigaio; Centru; Peloponnisos; Kujawsko-pomorskie; Podlaskie; Dytiki Ellada; Sud-Est; Świętokrzyskie; Warmińsko-mazurskie; Podkarpackie and Opolskie

| | score (EU28=0) | peers comparison |
|-------------------------|-------------------|------------------|
| Basic dimension | -1.16 | |
| Institutions | -1.59 | |
| Macroeconomic Stability | -2.02 | |
| Infrastructure | -0.84 | |
| Health | -0.04 | |
| Basic Education | -1.31 | |

| | score (EU28=0) | peers comparison |
|--|-------------------|------------------|
| Efficiency dimension | -1.05 | |
| Higher Education and lifelong learning | -0.18 | |
| Labour Market Efficiency | -1.88 | |
| Market Size | -1.08 | |

| | score (EU28=0) | peers comparison |
|-----------------------------|-------------------|------------------|
| Innovation dimension | -0.93 | |
| Technological Readiness | -1.74 | |
| Business Sophistication | -0.12 | |
| Innovation | -0.93 | |



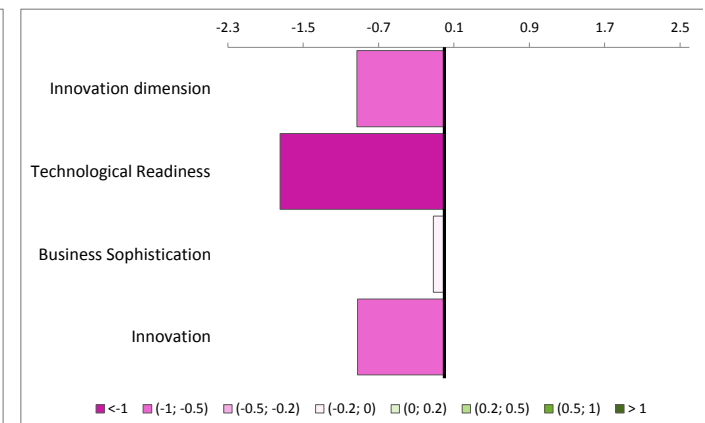
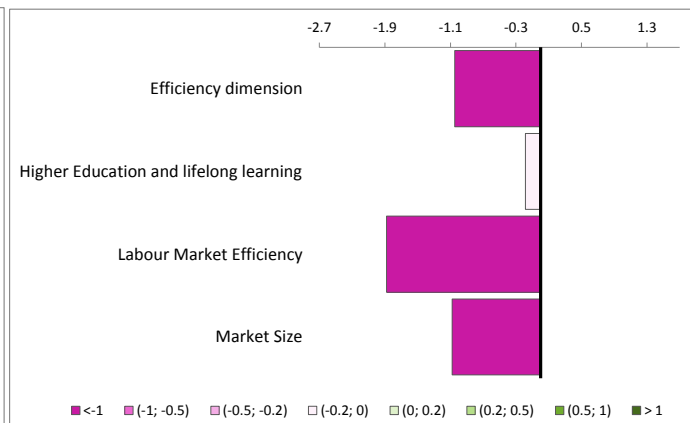
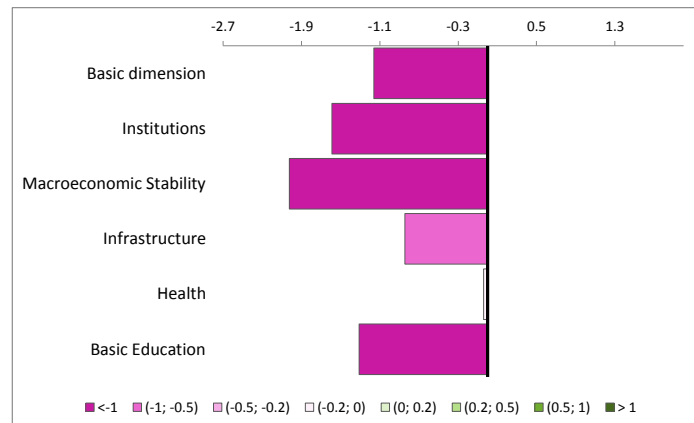
Overperforming with respect to its peers



Similar to peers



Underperforming with respect to its peers



* Equal ranking is assigned if the difference in score is equal or below 0.1 on the 0-100 scale

Note: Macroeconomic Stability and Basic Education at the country level

| RCI 2019 | Score | Score 0-100 | Rank* | GDP per head PPS - EU28=100 | Value | Rank | Stage of development (1 = Lowest; 5 = Highest) | 2 |
|----------|-------|-------------|---------|--------------------------------|-------|---------|---|---|
| | -1.44 | 6.05 | 263/268 | | 62 | 225/268 | | |

Peer Regions: Campania; Kontinentalna Hrvatska; Puglia; Sterea Ellada; Stredné Slovensko; Vidurio ir vakarų Lietuvos regionas ; Vest; Ionia Nisia; Közép-Dunántúl; Małopolskie; Extremadura; Severozápad; Southern Scotland; Sicilia and Mazowiecki regionalny

| | score (EU28=0) | peers comparison |
|-------------------------|-------------------|------------------|
| Basic dimension | -1.34 | |
| Institutions | -1.59 | |
| Macroeconomic Stability | -2.02 | |
| Infrastructure | -1.60 | |
| Health | -0.19 | |
| Basic Education | -1.31 | |

| | score (EU28=0) | peers comparison |
|--|-------------------|------------------|
| Efficiency dimension | -1.58 | |
| Higher Education and lifelong learning | -0.56 | |
| Labour Market Efficiency | -2.53 | |
| Market Size | -1.65 | |

| | score (EU28=0) | peers comparison |
|-----------------------------|-------------------|------------------|
| Innovation dimension | -1.26 | |
| Technological Readiness | -1.74 | |
| Business Sophistication | -0.53 | |
| Innovation | -1.49 | |



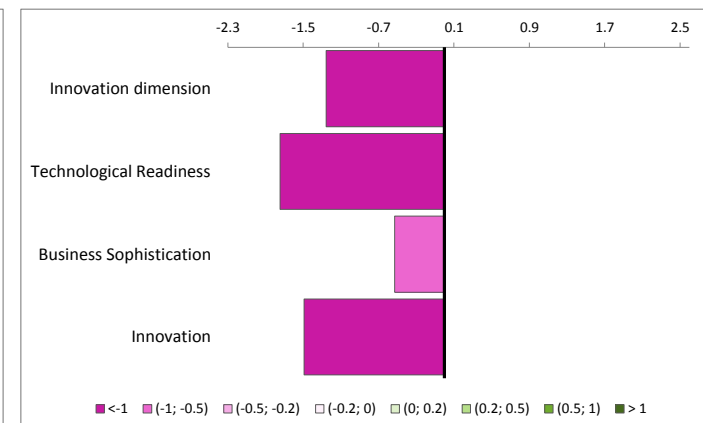
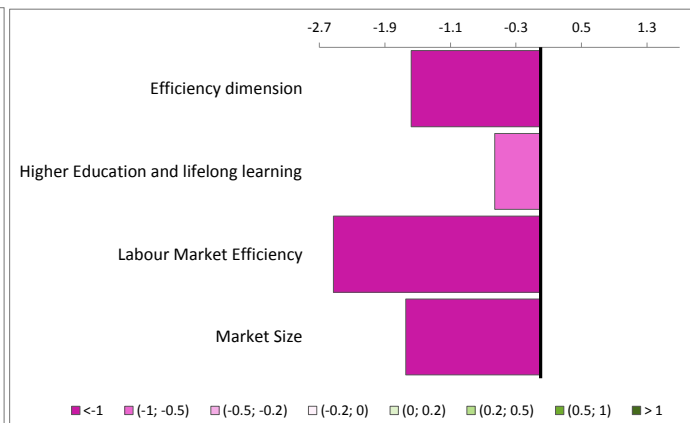
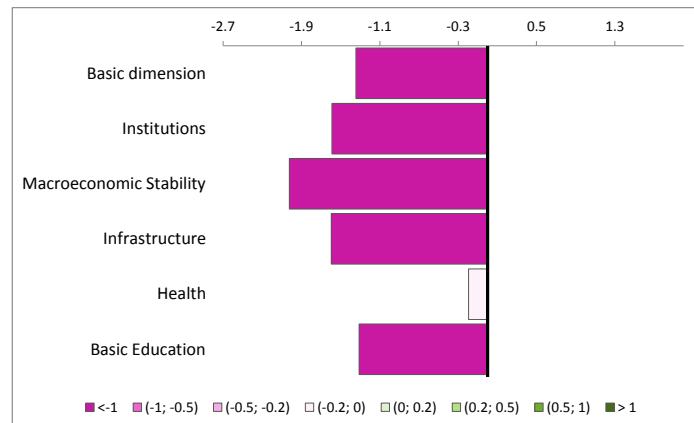
Overperforming with respect to its peers



Similar to peers



Underperforming with respect to its peers



* Equal ranking is assigned if the difference in score is equal or below 0.1 on the 0-100 scale

Note: Macroeconomic Stability and Basic Education at the country level

| RCI 2019 | Score | Score 0-100 | Rank* | GDP per head PPS - EU28=100 | Value | Rank | Stage of development (1 = Lowest; 5 = Highest) | 1 |
|----------|-------|-------------|---------|--------------------------------|-------|---------|---|---|
| | -1.29 | 11.61 | 251/268 | | 48 | 253/268 | | |

Peer Regions: Dél-Alföld; Podkarpackie; Lubelskie; Warmińsko-mazurskie; Świętokrzyskie; Sud-Est; Anatoliki Makedonia, Thraki; Sud - Muntenia; Dytiki Ellada; Podlaskie; Voreio Aigaio; Észak-Magyarország; Thessalia; Nord-Vest and Dél-Dunántúl

| | score (EU28=0) | peers comparison |
|-------------------------|-------------------|------------------|
| Basic dimension | -1.30 | |
| Institutions | -1.59 | |
| Macroeconomic Stability | -2.02 | |
| Infrastructure | -1.77 | |
| Health | 0.22 | |
| Basic Education | -1.31 | |

| | score (EU28=0) | peers comparison |
|--|-------------------|------------------|
| Efficiency dimension | -1.33 | |
| Higher Education and lifelong learning | -0.21 | |
| Labour Market Efficiency | -1.85 | |
| Market Size | -1.94 | |

| | score (EU28=0) | peers comparison |
|-----------------------------|-------------------|------------------|
| Innovation dimension | -1.17 | |
| Technological Readiness | -1.74 | |
| Business Sophistication | -0.67 | |
| Innovation | -1.08 | |



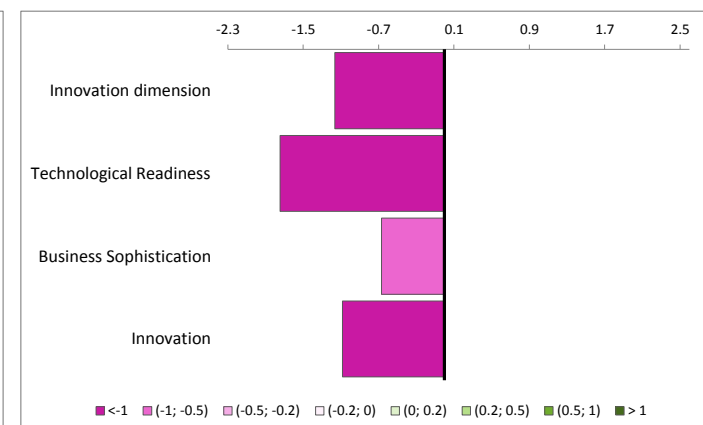
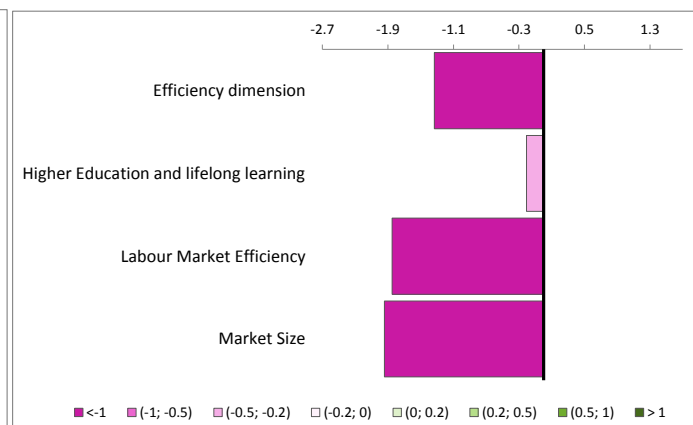
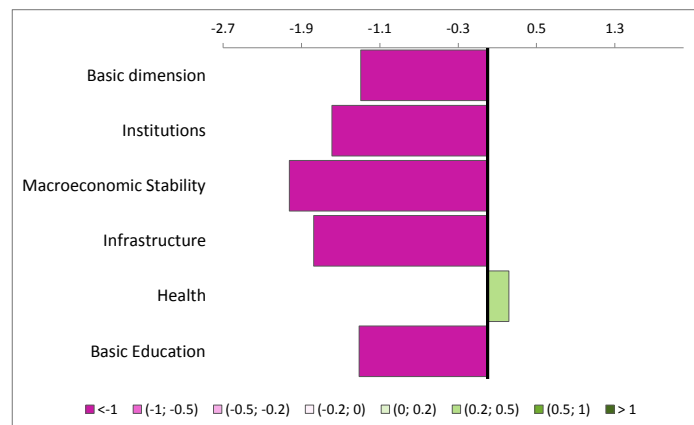
Overperforming with respect to its peers



Similar to peers



Underperforming with respect to its peers



* Equal ranking is assigned if the difference in score is equal or below 0.1 on the 0-100 scale

Note: Macroeconomic Stability and Basic Education at the country level

| RCI 2019 | Score | Score 0-100 | Rank* | GDP per head PPS - EU28=100 | Value | Rank | Stage of development (1 = Lowest; 5 = Highest) | 2 |
|----------|-------|-------------|---------|--------------------------------|-------|---------|---|---|
| | -1.31 | 11.16 | 252/268 | | 52 | 245/268 | | |

Peer Regions: Nord-Vest; Guyane; Kentriki Makedonia; Voreio Aigaio; Východné Slovensko; Podlaskie; Dytiki Ellada; Sud-Est; Świętokrzyskie; Warmińsko-mazurskie; Podkarpackie; Centru; Ipeiros; Peloponnisos and Kujawsko-pomorskie

| | score (EU28=0) | peers comparison |
|-------------------------|-------------------|------------------|
| Basic dimension | -1.23 | |
| Institutions | -1.36 | |
| Macroeconomic Stability | -2.02 | |
| Infrastructure | -1.31 | |
| Health | -0.14 | |
| Basic Education | -1.31 | |

| | score (EU28=0) | peers comparison |
|--|-------------------|------------------|
| Efficiency dimension | -1.35 | |
| Higher Education and lifelong learning | -0.36 | |
| Labour Market Efficiency | -2.16 | |
| Market Size | -1.53 | |

| | score (EU28=0) | peers comparison |
|-----------------------------|-------------------|------------------|
| Innovation dimension | -1.31 | |
| Technological Readiness | -1.98 | |
| Business Sophistication | -0.64 | |
| Innovation | -1.31 | |



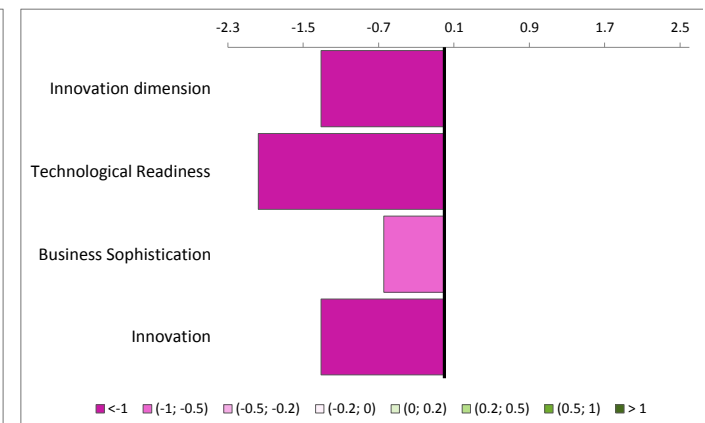
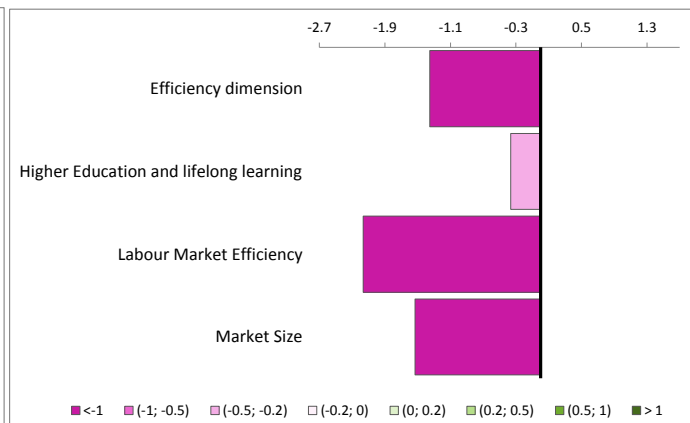
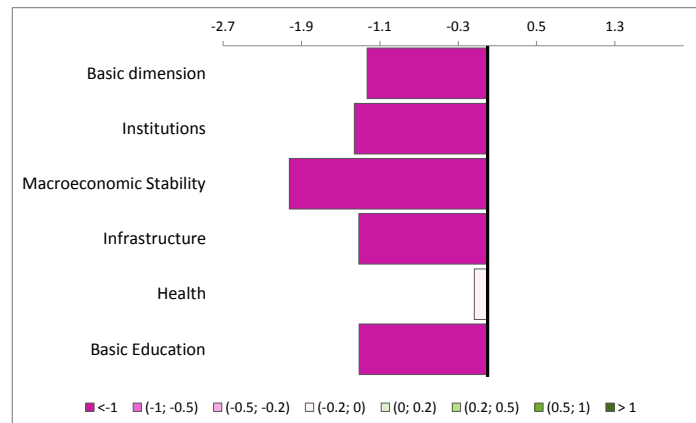
Overperforming with respect to its peers



Similar to peers



Underperforming with respect to its peers



* Equal ranking is assigned if the difference in score is equal or below 0.1 on the 0-100 scale

Note: Macroeconomic Stability and Basic Education at the country level

| RCI 2019 | Score | Score 0-100 | Rank* | GDP per head PPS - EU28=100 | Value | Rank | Stage of development (1 = Lowest; 5 = Highest) | 2 |
|----------|-------|-------------|---------|--------------------------------|-------|---------|---|---|
| | -1.33 | 10.15 | 256/268 | | 63 | 221/268 | | |

Peer Regions: Közép-Dunántúl; Małopolskie; Vest; Extremadura; Severozápad; Vidurio ir vakarų Lietuvos regionas ; Southern Scotland; Puglia; Dytiki Makedonia; Campania; Kontinentalna Hrvatska; Łódzkie; Latvija; Sterea Ellada and Stredné Slovensko

| | score (EU28=0) | peers comparison |
|-------------------------|-------------------|------------------|
| Basic dimension | -1.15 | |
| Institutions | -1.36 | |
| Macroeconomic Stability | -2.02 | |
| Infrastructure | -1.03 | |
| Health | -0.03 | |
| Basic Education | -1.31 | |

| | score (EU28=0) | peers comparison |
|--|-------------------|------------------|
| Efficiency dimension | -1.42 | |
| Higher Education and lifelong learning | -0.42 | |
| Labour Market Efficiency | -1.67 | |
| Market Size | -2.19 | |

| | score (EU28=0) | peers comparison |
|-----------------------------|-------------------|------------------|
| Innovation dimension | -1.40 | |
| Technological Readiness | -1.98 | |
| Business Sophistication | -0.39 | |
| Innovation | -1.84 | |



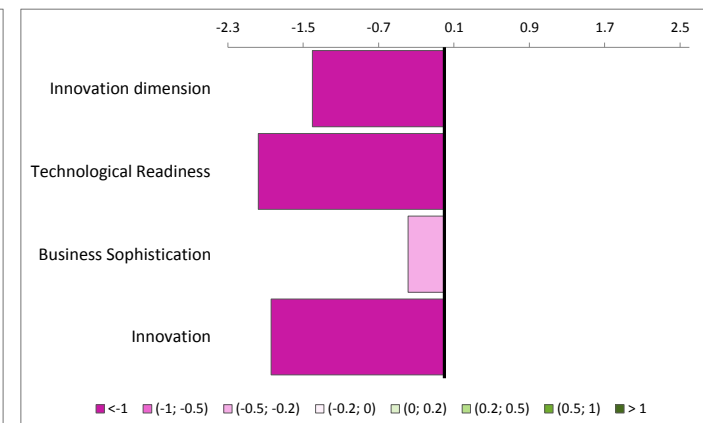
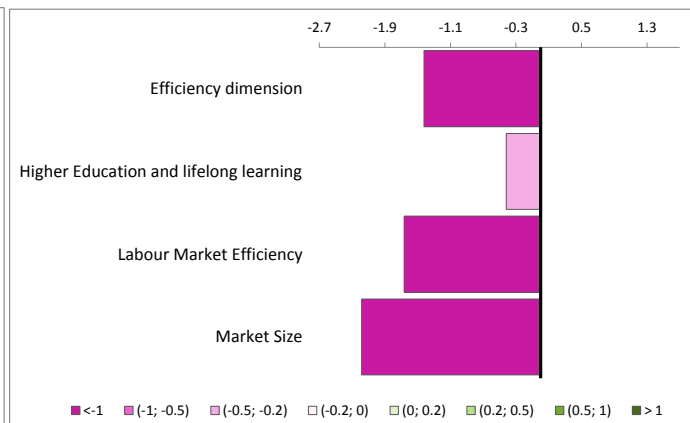
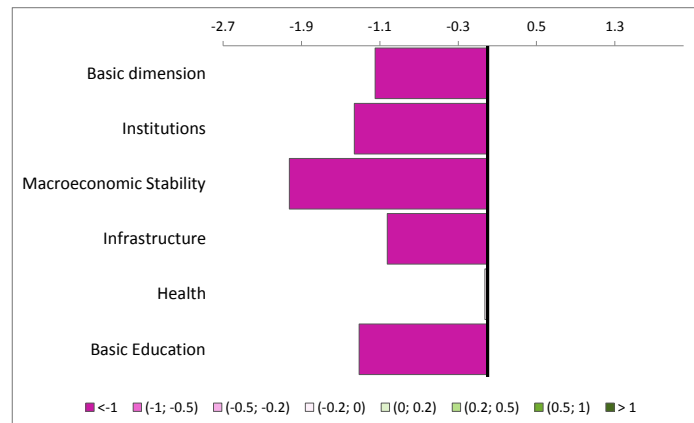
Overperforming with respect to its peers



Similar to peers



Underperforming with respect to its peers



* Equal ranking is assigned if the difference in score is equal or below 0.1 on the 0-100 scale

Note: Macroeconomic Stability and Basic Education at the country level

| RCI 2019 | Score | Score 0-100 | Rank* | GDP per head PPS - EU28=100 | Value | Rank | Stage of development (1 = Lowest; 5 = Highest) | 2 |
|----------|-------|-------------|---------|--------------------------------|-------|---------|---|---|
| | -1.43 | 6.53 | 262/268 | | 50 | 248/268 | | |

Peer Regions: Podlaskie; Sud-Est; Świętokrzyskie; Warmińsko-mazurskie; Podkarpackie; Voreio Aigaio; Ipeiros; Dél-Alföld; Thessalia; Lubelskie; Nord-Vest; Guyane; Anatoliki Makedonia, Thraki; Sud - Muntenia and Kentriki Makedonia

| | score (EU28=0) | peers comparison |
|-------------------------|-------------------|------------------|
| Basic dimension | -1.33 | |
| Institutions | -1.36 | |
| Macroeconomic Stability | -2.02 | |
| Infrastructure | -1.54 | |
| Health | -0.43 | |
| Basic Education | -1.31 | |

| | score (EU28=0) | peers comparison |
|--|-------------------|------------------|
| Efficiency dimension | -1.61 | |
| Higher Education and lifelong learning | -0.69 | |
| Labour Market Efficiency | -2.41 | |
| Market Size | -1.72 | |

| | score (EU28=0) | peers comparison |
|-----------------------------|-------------------|------------------|
| Innovation dimension | -1.12 | |
| Technological Readiness | -1.98 | |
| Business Sophistication | -0.33 | |
| Innovation | -1.05 | |



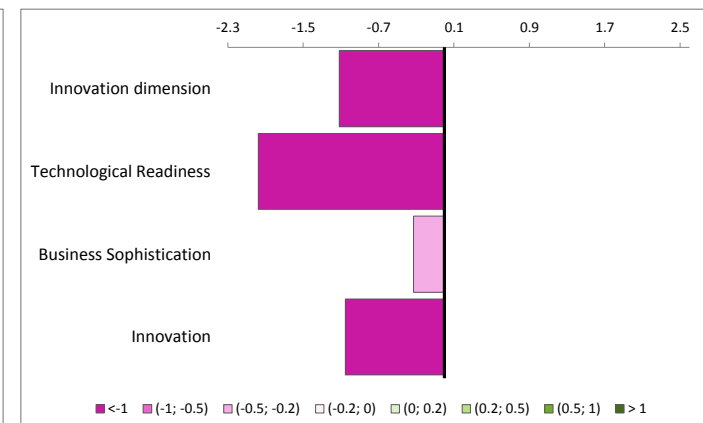
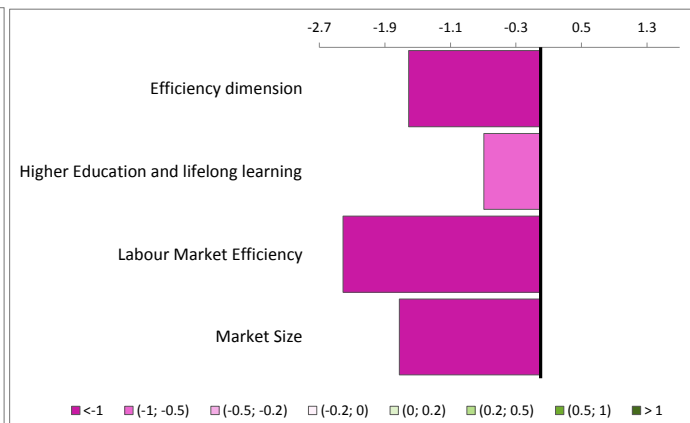
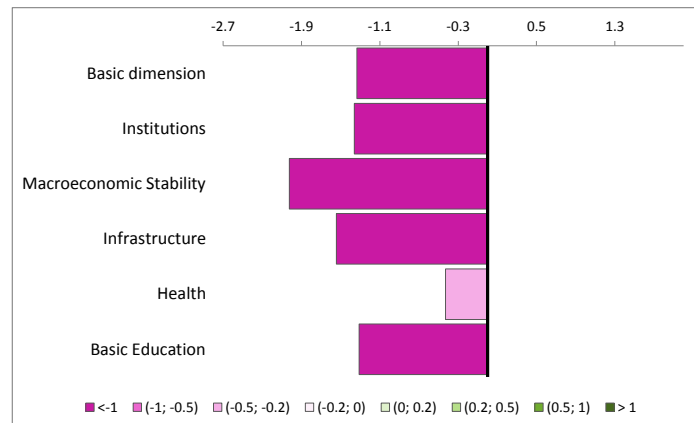
Overperforming with respect to its peers



Similar to peers



Underperforming with respect to its peers



* Equal ranking is assigned if the difference in score is equal or below 0.1 on the 0-100 scale

Note: Macroeconomic Stability and Basic Education at the country level

| RCI 2019 | Score | Score 0-100 | Rank* | GDP per head PPS - EU28=100 | Value | Rank | Stage of development (1 = Lowest; 5 = Highest) | 2 |
|----------|-------|-------------|---------|--------------------------------|-------|---------|---|---|
| | -1.32 | 10.48 | 254/268 | | 61 | 228/268 | | |

Peer Regions: Stredné Slovensko; Kontinentalna Hrvatska; Campania; Dytiki Makedonia; Puglia; Vidurio ir vakarų Lietuvos regionas ; Vest; Sicilia; Ionia Nisia; Közép-Dunántúl; Mazowiecki regionalny; Małopolskie; Extremadura; Severozápad and Southern Scotland

| | score (EU28=0) | peers comparison |
|-------------------------|-------------------|------------------|
| Basic dimension | -1.18 | |
| Institutions | -1.36 | |
| Macroeconomic Stability | -2.02 | |
| Infrastructure | -1.03 | |
| Health | -0.20 | |
| Basic Education | -1.31 | |

| | score (EU28=0) | peers comparison |
|--|-------------------|------------------|
| Efficiency dimension | -1.38 | |
| Higher Education and lifelong learning | -0.90 | |
| Labour Market Efficiency | -2.29 | |
| Market Size | -0.95 | |

| | score (EU28=0) | peers comparison |
|-----------------------------|-------------------|------------------|
| Innovation dimension | -1.41 | |
| Technological Readiness | -1.98 | |
| Business Sophistication | -0.73 | |
| Innovation | -1.52 | |



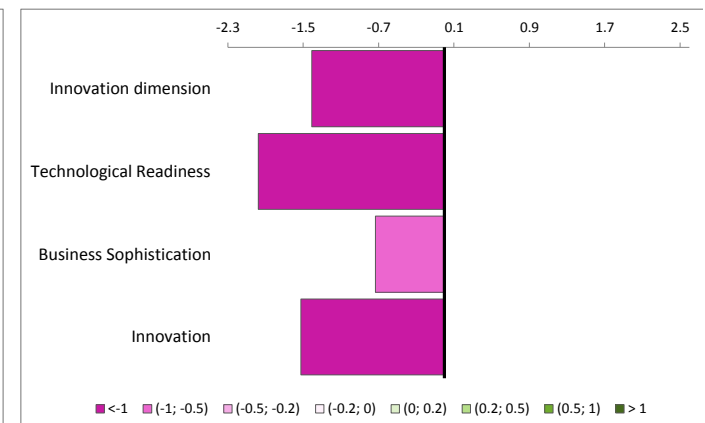
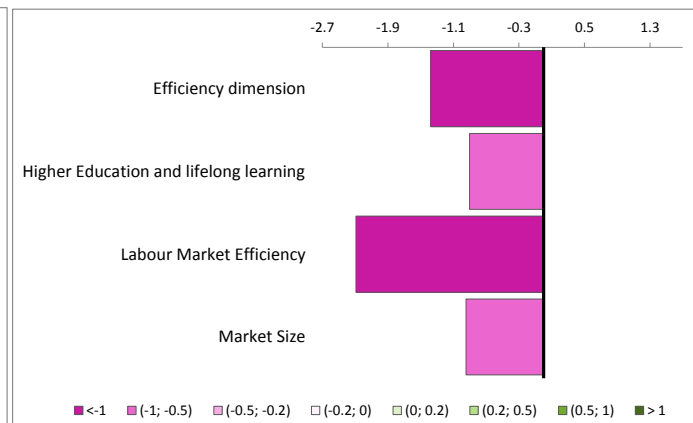
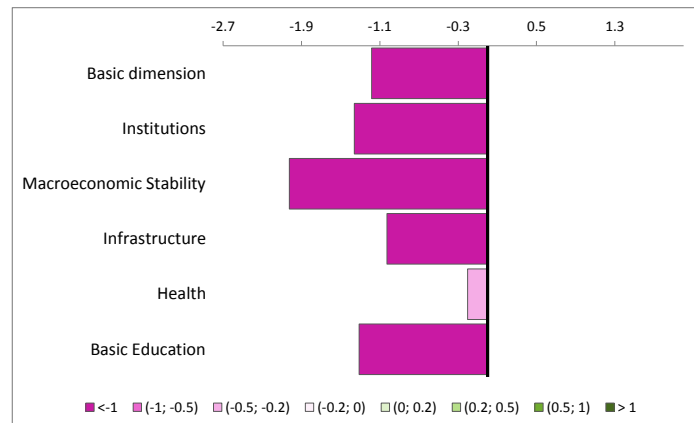
Overperforming with respect to its peers



Similar to peers



Underperforming with respect to its peers



* Equal ranking is assigned if the difference in score is equal or below 0.1 on the 0-100 scale

Note: Macroeconomic Stability and Basic Education at the country level

| RCI 2019 | Score | Score 0-100 | Rank* | GDP per head PPS - EU28=100 | Value | Rank | Stage of development (1 = Lowest; 5 = Highest) | 2 |
|----------|-------|-------------|---------|--------------------------------|-------|---------|---|---|
| | -1.37 | 8.84 | 258/268 | | 56 | 239/268 | | |

Peer Regions: Kujawsko-pomorskie; Centru; Opolskie; Calabria; Kriti; Lubuskie; Jadranska Hrvatska; Zachodniopomorskie; Mazowiecki regionalny; Východné Slovensko; Sicilia; Kentriki Makedonia; Guyane; Nord-Vest and Thessalia

| | score (EU28=0) | peers comparison |
|-------------------------|-------------------|------------------|
| Basic dimension | -1.19 | |
| Institutions | -1.36 | |
| Macroeconomic Stability | -2.02 | |
| Infrastructure | -0.97 | |
| Health | -0.29 | |
| Basic Education | -1.31 | |

| | score (EU28=0) | peers comparison |
|--|-------------------|------------------|
| Efficiency dimension | -1.48 | |
| Higher Education and lifelong learning | -0.88 | |
| Labour Market Efficiency | -2.01 | |
| Market Size | -1.54 | |

| | score (EU28=0) | peers comparison |
|-----------------------------|-------------------|------------------|
| Innovation dimension | -1.38 | |
| Technological Readiness | -1.98 | |
| Business Sophistication | -0.47 | |
| Innovation | -1.68 | |



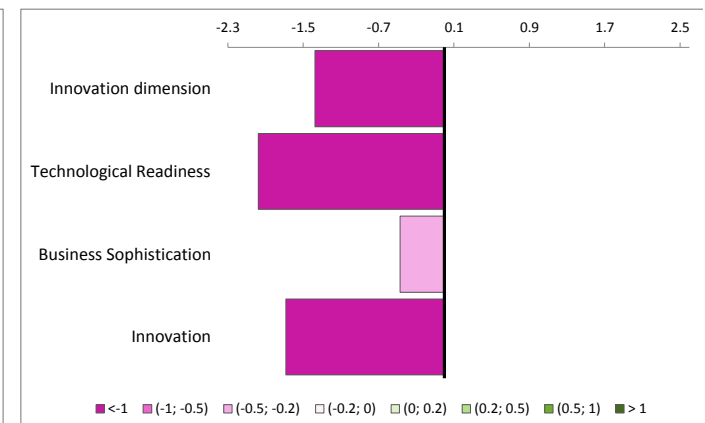
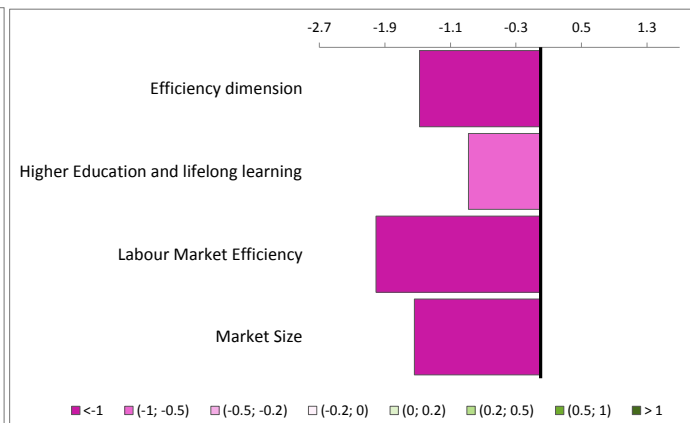
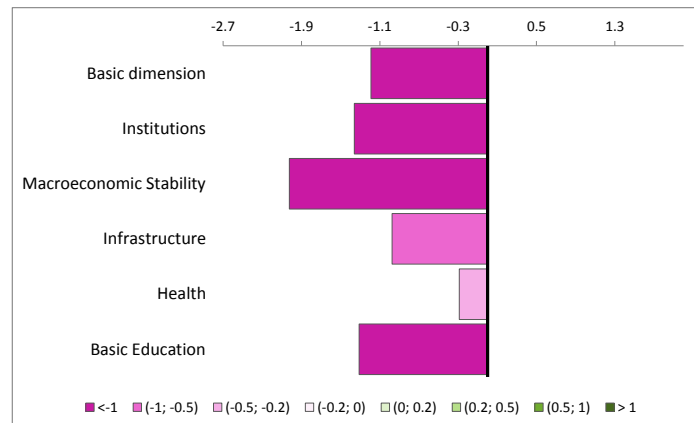
Overperforming with respect to its peers



Similar to peers



Underperforming with respect to its peers



* Equal ranking is assigned if the difference in score is equal or below 0.1 on the 0-100 scale

Note: Macroeconomic Stability and Basic Education at the country level

| RCI 2019 | Score | Score 0-100 | Rank* | GDP per head PPS - EU28=100 | Value | Rank | Stage of development (1 = Lowest; 5 = Highest) | 3 |
|----------|-------|-------------|---------|--------------------------------|-------|---------|---|---|
| | -0.53 | 40.16 | 197/268 | | 81 | 163/268 | | |

Peer Regions: Merseyside; Jihovýchod; Algarve; East Yorkshire and Northern Lincolnshire; Namur; Comunidad Valenciana; Northern Ireland; Cantabria; Devon; Basse-Normandie ; Principado de Asturias; Auvergne; Limousin; Dorset and Somerset and Derbyshire and Nottinghamshire

| | score (EU28=0) | peers comparison |
|-------------------------|-------------------|------------------|
| Basic dimension | -0.21 | |
| Institutions | -0.42 | |
| Macroeconomic Stability | -0.58 | |
| Infrastructure | -0.47 | |
| Health | 0.40 | |
| Basic Education | 0.01 | |

| | score (EU28=0) | peers comparison |
|--|-------------------|------------------|
| Efficiency dimension | -0.72 | |
| Higher Education and lifelong learning | -0.59 | |
| Labour Market Efficiency | -0.75 | |
| Market Size | -0.82 | |

| | score (EU28=0) | peers comparison |
|-----------------------------|-------------------|------------------|
| Innovation dimension | -0.48 | |
| Technological Readiness | -0.31 | |
| Business Sophistication | -0.72 | |
| Innovation | -0.42 | |



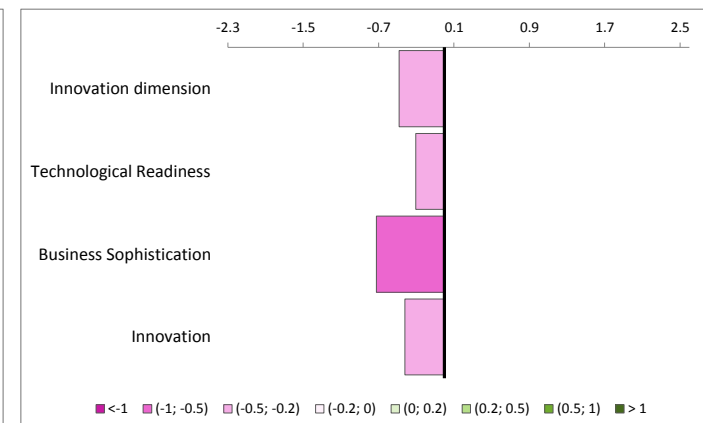
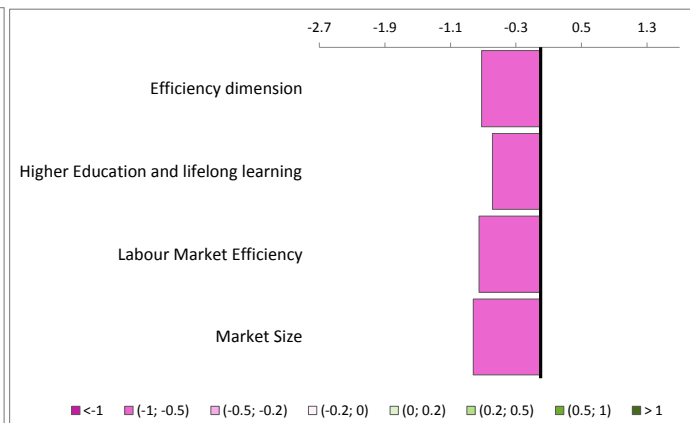
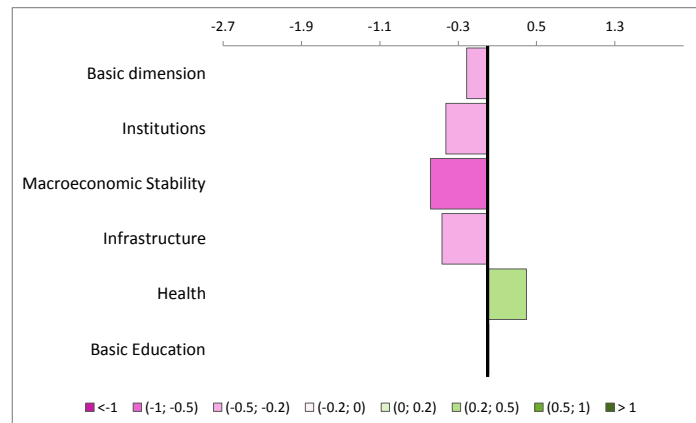
Overperforming with respect to its peers



Similar to peers



Underperforming with respect to its peers



* Equal ranking is assigned if the difference in score is equal or below 0.1 on the 0-100 scale

Note: Macroeconomic Stability and Basic Education at the country level

| RCI 2019 | Score | Score 0-100 | Rank* | GDP per head PPS - EU28=100 | Value | Rank | Stage of development (1 = Lowest; 5 = Highest) | 3 |
|----------|-------|-------------|---------|--------------------------------|-------|---------|---|---|
| | -0.45 | 43.18 | 185/268 | | 79 | 169/268 | | |

Peer Regions: Devon; Limousin; Comunidad Valenciana; Franche-Comté; Namur; East Yorkshire and Northern Lincolnshire; Shropshire and Staffordshire; Merseyside; Galicia; Jihovýchod; Algarve; Yugozapaden; Languedoc-Roussillon; Picardie and Dolnośląskie

| | score (EU28=0) | peers comparison |
|-------------------------|-------------------|------------------|
| Basic dimension | -0.16 | |
| Institutions | -0.11 | |
| Macroeconomic Stability | -0.58 | |
| Infrastructure | -0.52 | |
| Health | 0.40 | |
| Basic Education | 0.01 | |

| | score (EU28=0) | peers comparison |
|--|-------------------|------------------|
| Efficiency dimension | -0.61 | |
| Higher Education and lifelong learning | -0.36 | |
| Labour Market Efficiency | -0.63 | |
| Market Size | -0.83 | |

| | score (EU28=0) | peers comparison |
|-----------------------------|-------------------|------------------|
| Innovation dimension | -0.43 | |
| Technological Readiness | -0.13 | |
| Business Sophistication | -0.69 | |
| Innovation | -0.48 | |



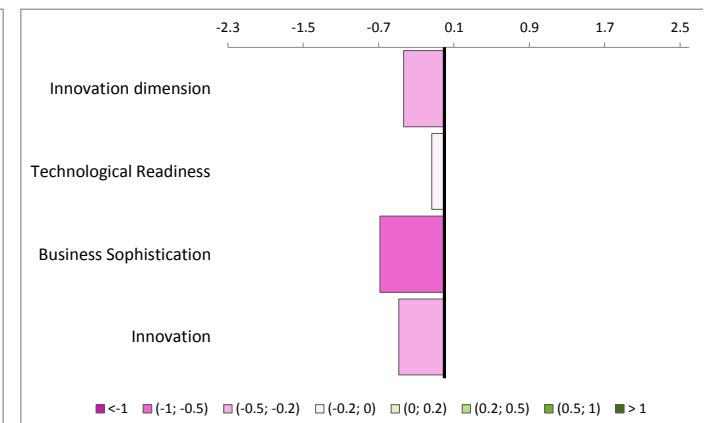
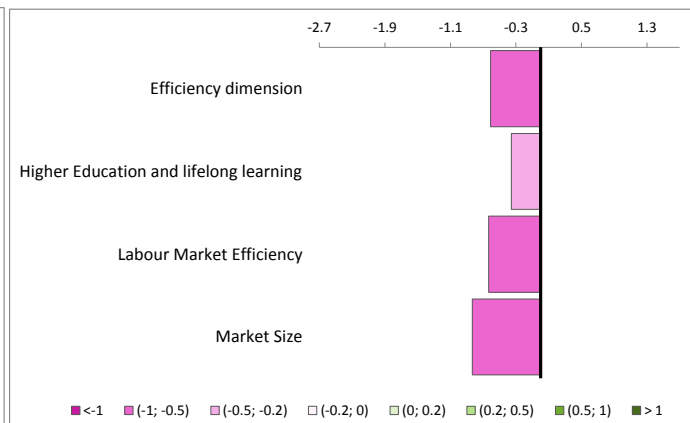
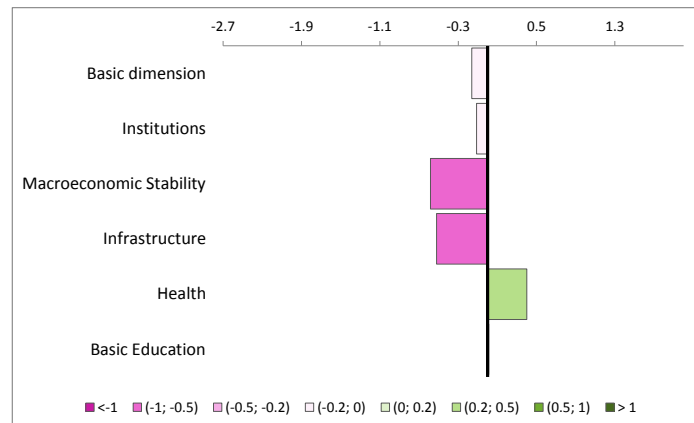
Overperforming with respect to its peers



Similar to peers



Underperforming with respect to its peers



* Equal ranking is assigned if the difference in score is equal or below 0.1 on the 0-100 scale

Note: Macroeconomic Stability and Basic Education at the country level

| RCI 2019 | Score | Score 0-100 | Rank* | GDP per head PPS - EU28=100 | Value | Rank | Stage of development (1 = Lowest; 5 = Highest) | 3 |
|----------|-------|-------------|---------|--------------------------------|-------|---------|---|---|
| | -0.33 | 47.43 | 174/268 | | 82 | 159/268 | | |

Peer Regions: Northern Ireland; Basse-Normandie ; Auvergne; Algarve; Jihovýchod; Dorset and Somerset; Galicia; Merseyside; Derbyshire and Nottinghamshire; Mecklenburg-Vorpommern; Abruzzo; East Yorkshire and Northern Lincolnshire; Umbria; Namur and Kýpros

| | score (EU28=0) | peers comparison |
|-------------------------|-------------------|------------------|
| Basic dimension | -0.03 | |
| Institutions | -0.01 | |
| Macroeconomic Stability | -0.58 | |
| Infrastructure | -0.22 | |
| Health | 0.64 | |
| Basic Education | 0.01 | |

| | score (EU28=0) | peers comparison |
|--|-------------------|------------------|
| Efficiency dimension | -0.46 | |
| Higher Education and lifelong learning | 0.00 | |
| Labour Market Efficiency | -0.61 | |
| Market Size | -0.76 | |

| | score (EU28=0) | peers comparison |
|-----------------------------|-------------------|------------------|
| Innovation dimension | -0.41 | |
| Technological Readiness | -0.23 | |
| Business Sophistication | -0.75 | |
| Innovation | -0.25 | |



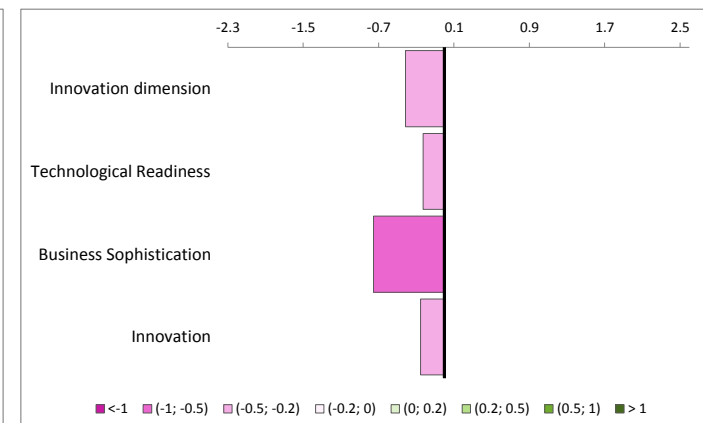
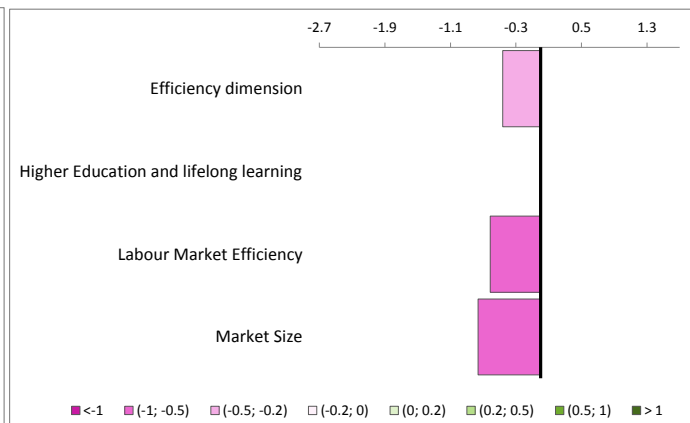
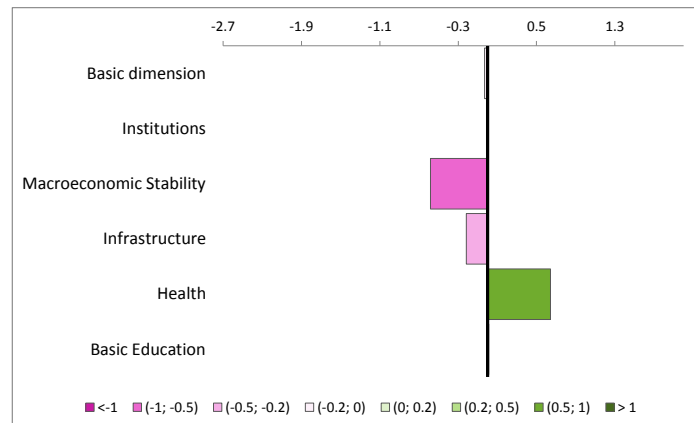
Overperforming with respect to its peers



Similar to peers



Underperforming with respect to its peers



* Equal ranking is assigned if the difference in score is equal or below 0.1 on the 0-100 scale

Note: Macroeconomic Stability and Basic Education at the country level

| RCI 2019 | Score | Score 0-100 | Rank* | GDP per head PPS - EU28=100 | Value | Rank | Stage of development (1 = Lowest; 5 = Highest) | 5 |
|----------|-------|-------------|---------|--------------------------------|-------|--------|---|---|
| | 0.10 | 63.60 | 125/268 | | 120 | 50/268 | | |

Peer Regions: Freiburg; Valle d'Aosta/Vallée d'Aoste; Emilia-Romagna; Västsverige; Rheinhessen-Pfalz; Detmold; Hannover; Niederbayern; Provincia Autonoma di Trento; Schwaben; Oberfranken; Steiermark; Comunidad de Madrid; Unterfranken and West-Vlaanderen

| | score (EU28=0) | peers comparison |
|-------------------------|-------------------|------------------|
| Basic dimension | 0.01 | |
| Institutions | 0.10 | |
| Macroeconomic Stability | -0.58 | |
| Infrastructure | -0.17 | |
| Health | 0.69 | |
| Basic Education | 0.01 | |

| | score (EU28=0) | peers comparison |
|--|-------------------|------------------|
| Efficiency dimension | 0.18 | |
| Higher Education and lifelong learning | 0.51 | |
| Labour Market Efficiency | -0.24 | |
| Market Size | 0.26 | |

| | score (EU28=0) | peers comparison |
|-----------------------------|-------------------|------------------|
| Innovation dimension | 0.04 | |
| Technological Readiness | 0.10 | |
| Business Sophistication | -0.39 | |
| Innovation | 0.39 | |



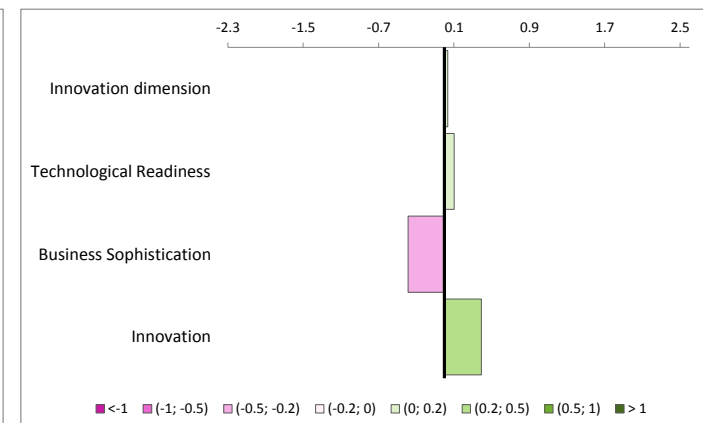
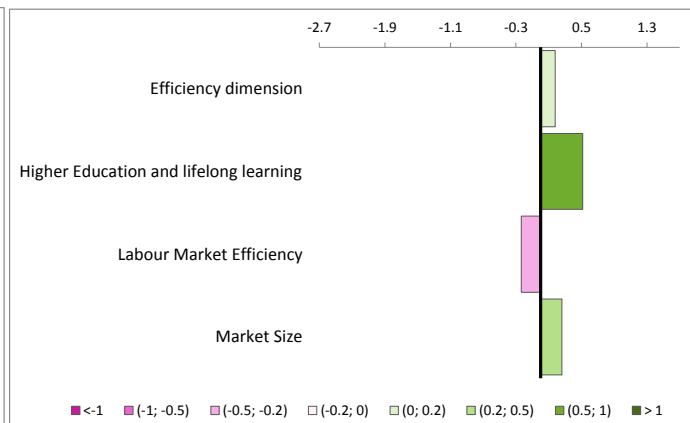
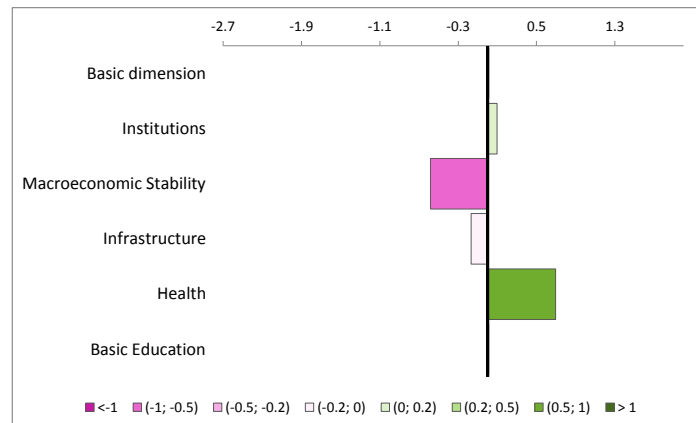
Overperforming with respect to its peers



Similar to peers



Underperforming with respect to its peers



* Equal ranking is assigned if the difference in score is equal or below 0.1 on the 0-100 scale

Note: Macroeconomic Stability and Basic Education at the country level

| RCI 2019 | Score | Score 0-100 | Rank* | GDP per head PPS - EU28=100 | Value | Rank | Stage of development (1 = Lowest; 5 = Highest) | 5 |
|----------|-------|-------------|---------|-----------------------------|-------|--------|--|---|
| | -0.21 | 51.90 | 165/268 | | 113 | 62/268 | | |

Peer Regions: Saarland; Midtjylland; Limburg; Surrey, East and West Sussex; Syddanmark; Övre Norrland; Kassel; West-Vlaanderen; Steiermark; Veneto; Oberfranken; Lazio; Weser-Ems; Sostinès regionas and Eastern Scotland

| | score (EU28=0) | peers comparison |
|-------------------------|----------------|------------------|
| Basic dimension | -0.07 | |
| Institutions | 0.02 | |
| Macroeconomic Stability | -0.58 | |
| Infrastructure | -0.48 | |
| Health | 0.65 | |
| Basic Education | 0.01 | |

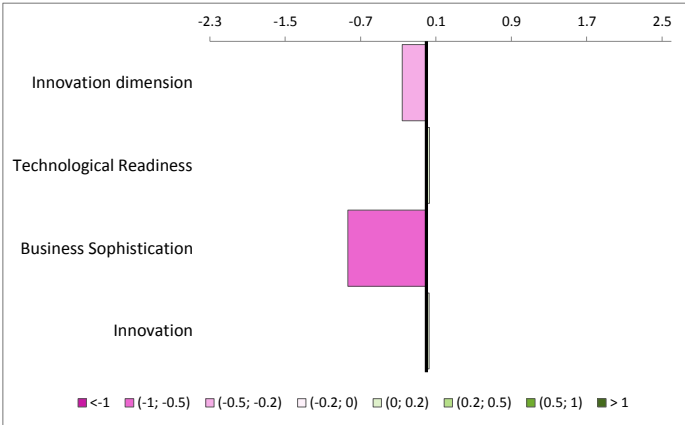
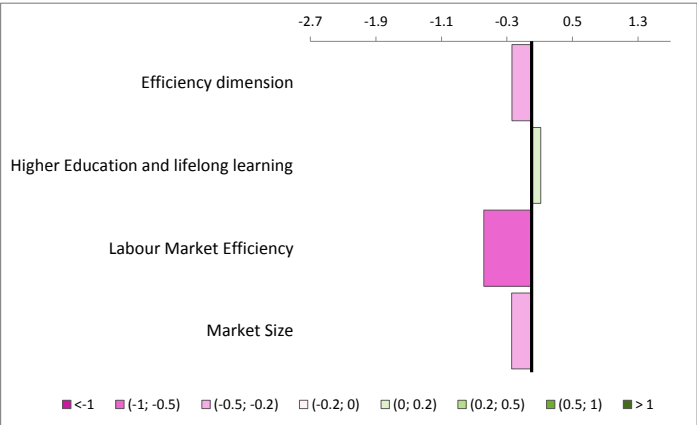
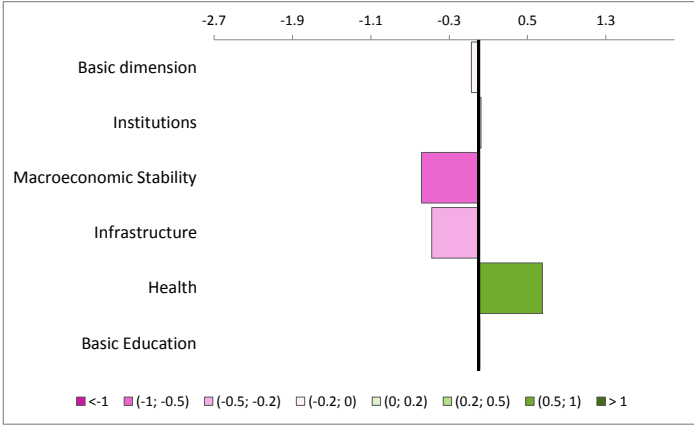
| | score (EU28=0) | peers comparison |
|--|----------------|------------------|
| Efficiency dimension | -0.24 | |
| Higher Education and lifelong learning | 0.11 | |
| Labour Market Efficiency | -0.58 | |
| Market Size | -0.24 | |

| | score (EU28=0) | peers comparison |
|-------------------------|----------------|------------------|
| Innovation dimension | -0.26 | |
| Technological Readiness | 0.03 | |
| Business Sophistication | -0.84 | |
| Innovation | 0.03 | |

Overperforming with respect to its peers

Similar to peers

Underperforming with respect to its peers



* Equal ranking is assigned if the difference in score is equal or below 0.1 on the 0-100 scale

Note: Macroeconomic Stability and Basic Education at the country level

| RCI 2019 | Score | Score 0-100 | Rank* | GDP per head PPS - EU28=100 | Value | Rank | Stage of development (1 = Lowest; 5 = Highest) | 4 |
|----------|-------|-------------|---------|-----------------------------|-------|---------|--|---|
| | -0.50 | 41.01 | 193/268 | | 96 | 107/268 | | |

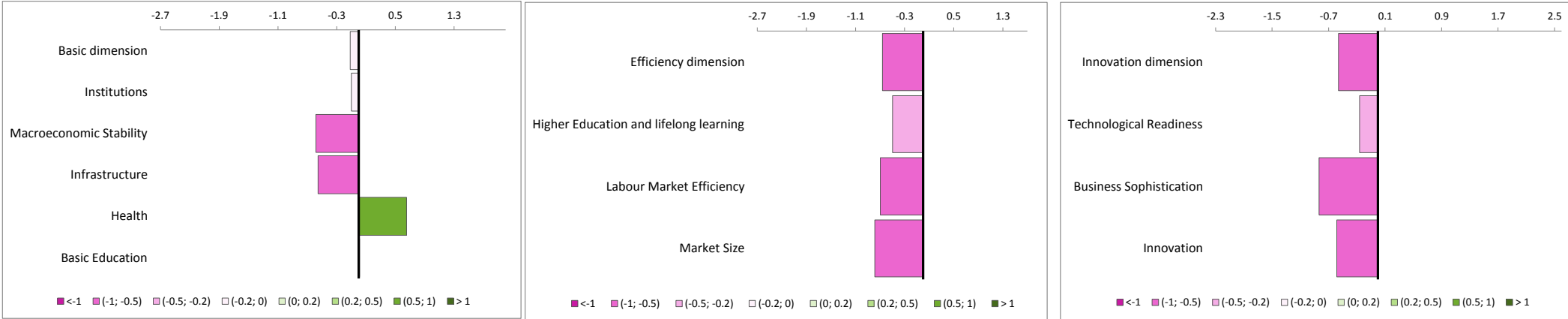
Peer Regions: Provence-Alpes-Côte d’Azur; Malta; Länsi-Suomi; Illes Balears; Limburg; Etelä-Suomi; Midi-Pyrénées; Alsace; Highlands and Islands; Trier; East Anglia; Dresden; Norra Mellansverige; East Wales and Leicestershire, Rutland and Northamptonshire

| | score (EU28=0) | peers comparison |
|-------------------------|----------------|------------------|
| Basic dimension | -0.11 | |
| Institutions | -0.10 | |
| Macroeconomic Stability | -0.58 | |
| Infrastructure | -0.55 | |
| Health | 0.65 | |
| Basic Education | 0.01 | |

| | score (EU28=0) | peers comparison |
|--|----------------|------------------|
| Efficiency dimension | -0.66 | |
| Higher Education and lifelong learning | -0.50 | |
| Labour Market Efficiency | -0.70 | |
| Market Size | -0.78 | |

| | score (EU28=0) | peers comparison |
|-------------------------|----------------|------------------|
| Innovation dimension | -0.56 | |
| Technological Readiness | -0.26 | |
| Business Sophistication | -0.83 | |
| Innovation | -0.58 | |

- Overperforming with respect to its peers
- Similar to peers
- Underperforming with respect to its peers



* Equal ranking is assigned if the difference in score is equal or below 0.1 on the 0-100 scale

Note: Macroeconomic Stability and Basic Education at the country level

| RCI 2019 | Score | Score 0-100 | Rank* | GDP per head PPS - EU28=100 | Value | Rank | Stage of development (1 = Lowest; 5 = Highest) | 4 |
|----------|-------|-------------|---------|--------------------------------|-------|--------|---|---|
| | -0.48 | 41.79 | 188/268 | | 99 | 99/268 | | |

Peer Regions: Herefordshire, Worcestershire and Warwickshire; Zahodna Slovenija; Leipzig; Norra Mellansverige; Área Metr. de Lisboa; Trier; Schleswig-Holstein; Highlands and Islands; Piemonte; Zeeland; Länsi-Suomi; Provence-Alpes-Côte d'Azur; La Rioja; Malta and Illes Balears

| | score (EU28=0) | peers comparison |
|-------------------------|-------------------|------------------|
| Basic dimension | 0.00 | |
| Institutions | -0.17 | |
| Macroeconomic Stability | -0.58 | |
| Infrastructure | 0.24 | |
| Health | 0.49 | |
| Basic Education | 0.01 | |

| | score (EU28=0) | peers comparison |
|--|-------------------|------------------|
| Efficiency dimension | -0.81 | |
| Higher Education and lifelong learning | -0.50 | |
| Labour Market Efficiency | -0.88 | |
| Market Size | -1.04 | |

| | score (EU28=0) | peers comparison |
|-----------------------------|-------------------|------------------|
| Innovation dimension | -0.30 | |
| Technological Readiness | 0.07 | |
| Business Sophistication | -0.72 | |
| Innovation | -0.24 | |



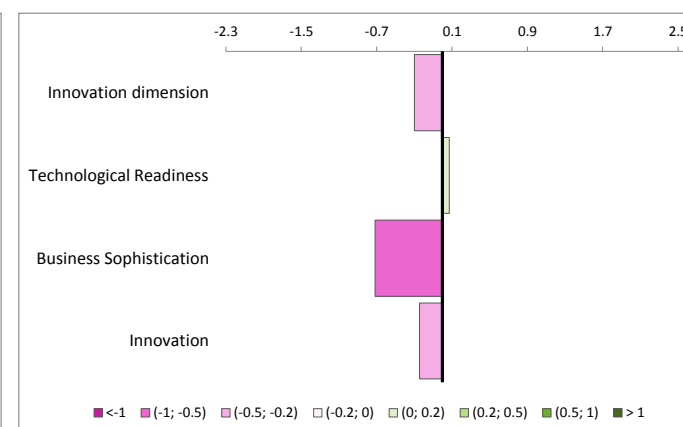
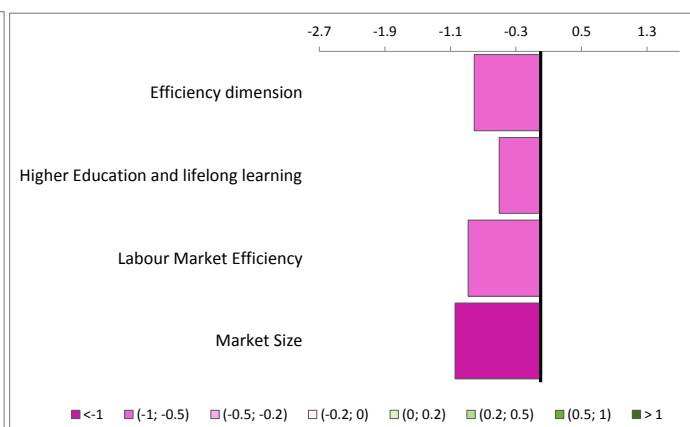
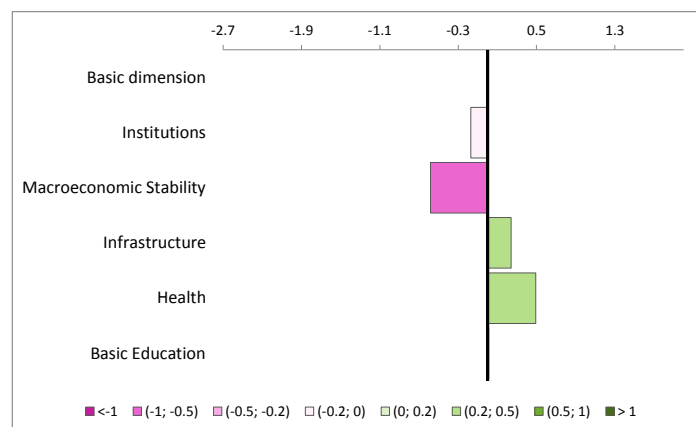
Overperforming with respect to its peers



Similar to peers



Underperforming with respect to its peers



* Equal ranking is assigned if the difference in score is equal or below 0.1 on the 0-100 scale

Note: Macroeconomic Stability and Basic Education at the country level

| RCI 2019 | Score | Score 0-100 | Rank* | GDP per head PPS - EU28=100 | Value | Rank | Stage of development (1 = Lowest; 5 = Highest) | 5 |
|----------|-------|-------------|--------|--------------------------------|-------|--------|---|---|
| | 0.30 | 70.83 | 98/268 | | 124 | 44/268 | | |

Peer Regions: Unterfranken; Schwaben; Groningen; Cheshire; Lombardia; Provincia Autonoma di Trento; Niederbayern; Västsverige; Zuid-Holland; Freiburg; Noord-Brabant; País Vasco; Oberpfalz; Düsseldorf and Valle d'Aosta/Vallée d'Aoste

| | score (EU28=0) | peers comparison |
|-------------------------|-------------------|------------------|
| Basic dimension | 0.30 | |
| Institutions | -0.32 | |
| Macroeconomic Stability | -0.58 | |
| Infrastructure | 1.33 | |
| Health | 1.08 | |
| Basic Education | 0.01 | |

| | score (EU28=0) | peers comparison |
|--|-------------------|------------------|
| Efficiency dimension | 0.23 | |
| Higher Education and lifelong learning | 0.11 | |
| Labour Market Efficiency | -0.32 | |
| Market Size | 0.91 | |

| | score (EU28=0) | peers comparison |
|-----------------------------|-------------------|------------------|
| Innovation dimension | 0.40 | |
| Technological Readiness | 0.23 | |
| Business Sophistication | 0.16 | |
| Innovation | 0.80 | |



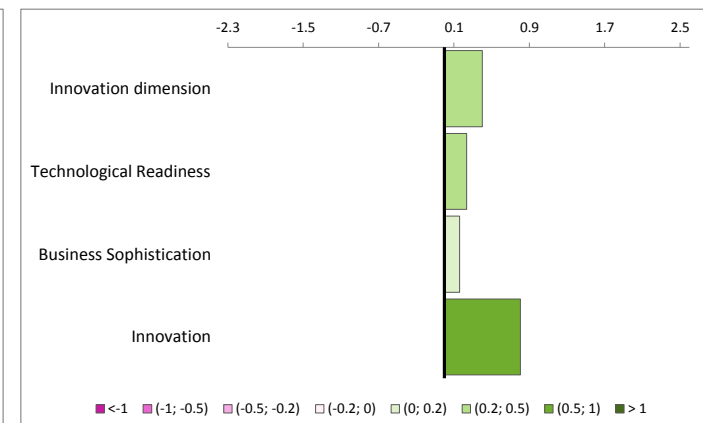
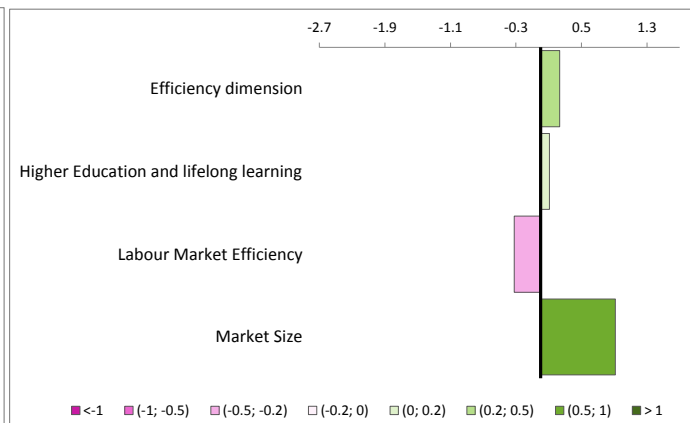
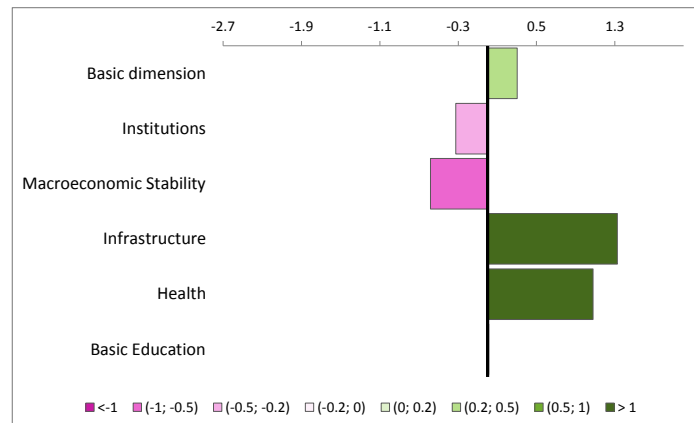
Overperforming with respect to its peers



Similar to peers



Underperforming with respect to its peers



* Equal ranking is assigned if the difference in score is equal or below 0.1 on the 0-100 scale

Note: Macroeconomic Stability and Basic Education at the country level

| RCI 2019 | Score | Score 0-100 | Rank* | GDP per head PPS - EU28=100 | Value | Rank | Stage of development (1 = Lowest; 5 = Highest) | 3 |
|----------|-------|-------------|---------|-----------------------------|-------|---------|--|---|
| | -0.60 | 37.61 | 204/268 | | 85 | 143/268 | | |

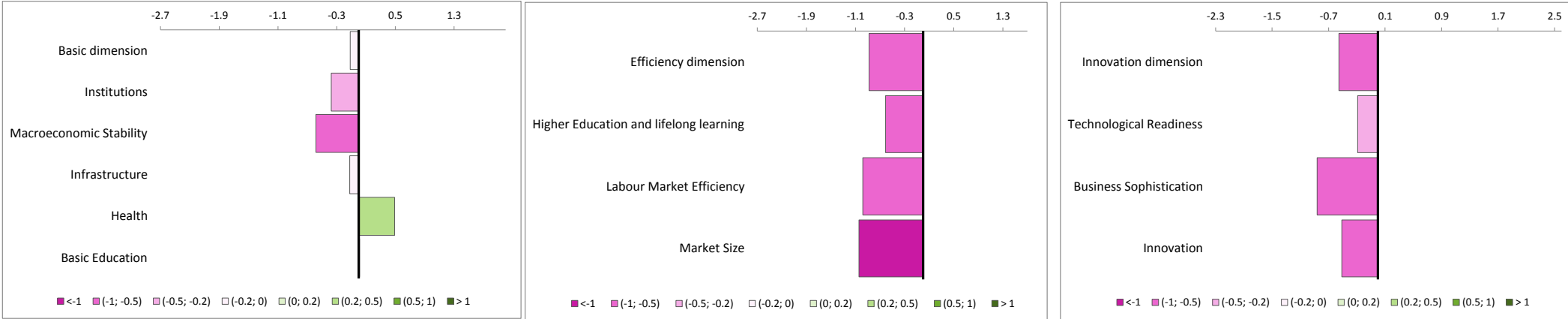
Peer Regions: Corse; Lancashire; Bourgogne; Northern and Western; Centre - Val de Loire; Northumberland and Tyne and Wear; Sachsen-Anhalt; Nord-Pas de Calais; Liège; Poitou-Charentes; Kýpros; Umbria; Abruzzo; Mecklenburg-Vorpommern and Derbyshire and Nottinghamshire

| | score (EU28=0) | peers comparison |
|-------------------------|----------------|------------------|
| Basic dimension | -0.12 | |
| Institutions | -0.37 | |
| Macroeconomic Stability | -0.58 | |
| Infrastructure | -0.12 | |
| Health | 0.49 | |
| Basic Education | 0.01 | |

| | score (EU28=0) | peers comparison |
|--|----------------|------------------|
| Efficiency dimension | -0.88 | |
| Higher Education and lifelong learning | -0.61 | |
| Labour Market Efficiency | -0.98 | |
| Market Size | -1.04 | |

| | score (EU28=0) | peers comparison |
|-------------------------|----------------|------------------|
| Innovation dimension | -0.55 | |
| Technological Readiness | -0.29 | |
| Business Sophistication | -0.86 | |
| Innovation | -0.51 | |

- Overperforming with respect to its peers
- Similar to peers
- Underperforming with respect to its peers



* Equal ranking is assigned if the difference in score is equal or below 0.1 on the 0-100 scale

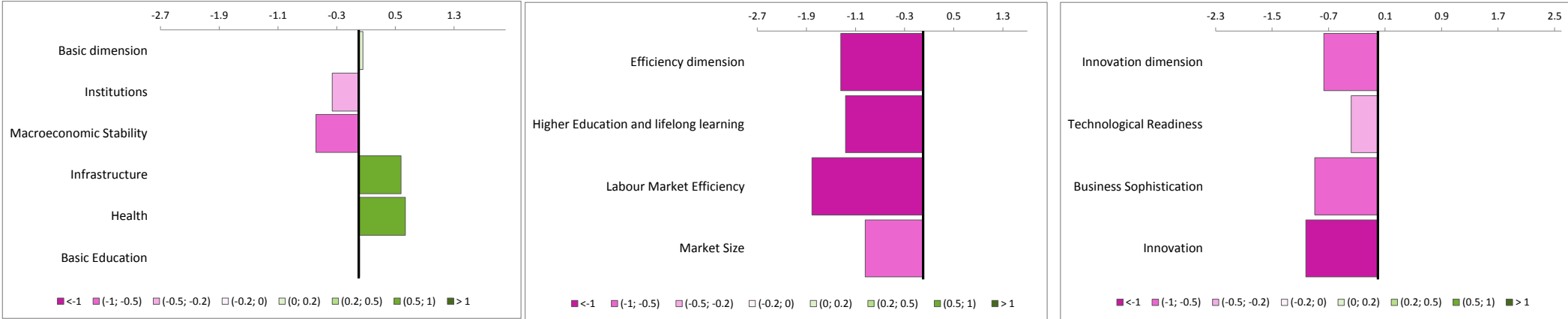
Note: Macroeconomic Stability and Basic Education at the country level

| RCI 2019 | Score | Score 0-100 | Rank* | GDP per head PPS - EU28=100 | Value | Rank | Stage of development (1 = Lowest; 5 = Highest) | 2 | |
|----------|-------|-------------|---------|-----------------------------|-------|---------|--|---|--|
| | -0.80 | 30.16 | 224/268 | | 71 | 200/268 | | | |

Peer Regions: Lincolnshire; Alentejo; Střední Morava; Śląskie; Guadeloupe; Basilicata; Tees Valley and Durham; Západné Slovensko; Nyugat-Dunántúl; Moravskoslezsko; Ciudad Autónoma de Ceuta; Sardegna; Região Autónoma da Madeira; Severovýchod and South Yorkshire

| | score (EU28=0) | peers comparison | | score (EU28=0) | peers comparison | | score (EU28=0) | peers comparison |
|-------------------------|----------------|------------------|--|----------------|------------------|-------------------------|----------------|------------------|
| Basic dimension | 0.06 | | Efficiency dimension | -1.34 | | Innovation dimension | -0.77 | |
| Institutions | -0.36 | | Higher Education and lifelong learning | -1.26 | | Technological Readiness | -0.38 | |
| Macroeconomic Stability | -0.58 | | Labour Market Efficiency | -1.81 | | Business Sophistication | -0.90 | |
| Infrastructure | 0.58 | | Market Size | -0.94 | | Innovation | -1.02 | |
| Health | 0.64 | | | | | | | |
| Basic Education | 0.01 | | | | | | | |

| | |
|--|---|
| | Overperforming with respect to its peers |
| | Similar to peers |
| | Underperforming with respect to its peers |



* Equal ranking is assigned if the difference in score is equal or below 0.1 on the 0-100 scale

Note: Macroeconomic Stability and Basic Education at the country level

| RCI 2019 | Score | Score 0-100 | Rank* | GDP per head PPS - EU28=100 | Value | Rank | Stage of development (1 = Lowest; 5 = Highest) | 2 |
|----------|-------|-------------|---------|--------------------------------|-------|---------|---|---|
| | -1.09 | 19.03 | 241/268 | | 63 | 218/268 | | |

Peer Regions: Severozápad; Małopolskie; Southern Scotland; Közép-Dunántúl; Ionia Nisia; Vest; Vidurio ir vakarų Lietuvos regionas ; Puglia; Łódzkie; Latvija; Norte; Dytiki Makedonia; Campania; Kontinentalna Hrvatska and Sterea Ellada

| | score (EU28=0) | peers comparison |
|-------------------------|-------------------|------------------|
| Basic dimension | -0.20 | |
| Institutions | -0.21 | |
| Macroeconomic Stability | -0.58 | |
| Infrastructure | -0.68 | |
| Health | 0.47 | |
| Basic Education | 0.01 | |

| | score (EU28=0) | peers comparison |
|--|-------------------|------------------|
| Efficiency dimension | -1.74 | |
| Higher Education and lifelong learning | -1.39 | |
| Labour Market Efficiency | -2.06 | |
| Market Size | -1.78 | |

| | score (EU28=0) | peers comparison |
|-----------------------------|-------------------|------------------|
| Innovation dimension | -0.86 | |
| Technological Readiness | -0.51 | |
| Business Sophistication | -1.02 | |
| Innovation | -1.05 | |



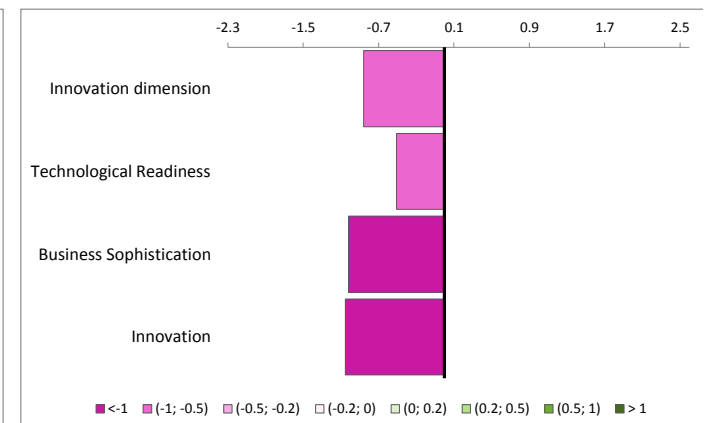
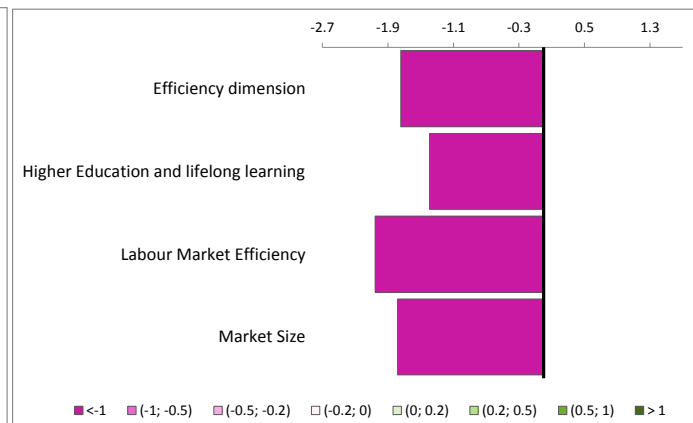
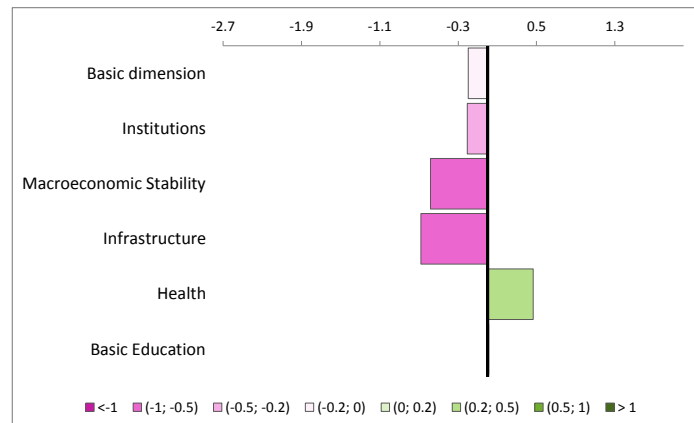
Overperforming with respect to its peers



Similar to peers



Underperforming with respect to its peers



* Equal ranking is assigned if the difference in score is equal or below 0.1 on the 0-100 scale

Note: Macroeconomic Stability and Basic Education at the country level

| RCI 2019 | Score | Score 0-100 | Rank* | GDP per head PPS - EU28=100 | Value | Rank | Stage of development (1 = Lowest; 5 = Highest) | 4 |
|----------|-------|-------------|---------|--------------------------------|-------|--------|---|---|
| | -0.17 | 53.45 | 161/268 | | 109 | 72/268 | | |

Peer Regions: Gloucestershire, Wiltshire and Bristol/Bath area; Oost-Vlaanderen; Eastern Scotland; Sostinès regionas; Arnsberg; Kärnten; Weser-Ems; Lazio; Veneto; Gelderland; Nordjylland; Övre Norrland; Koblenz; Liguria and Hampshire and Isle of Wight

| | score (EU28=0) | peers comparison |
|-------------------------|-------------------|------------------|
| Basic dimension | 0.12 | |
| Institutions | -0.41 | |
| Macroeconomic Stability | -0.58 | |
| Infrastructure | 0.83 | |
| Health | 0.73 | |
| Basic Education | 0.01 | |

| | score (EU28=0) | peers comparison |
|--|-------------------|------------------|
| Efficiency dimension | -0.40 | |
| Higher Education and lifelong learning | -0.64 | |
| Labour Market Efficiency | -0.63 | |
| Market Size | 0.07 | |

| | score (EU28=0) | peers comparison |
|-----------------------------|-------------------|------------------|
| Innovation dimension | 0.01 | |
| Technological Readiness | 0.03 | |
| Business Sophistication | -0.24 | |
| Innovation | 0.23 | |



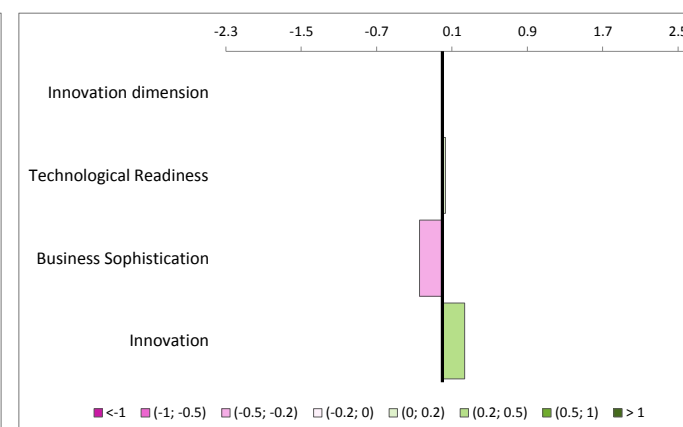
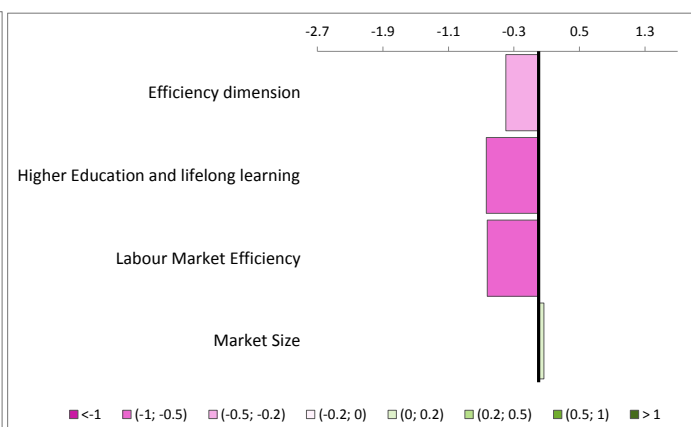
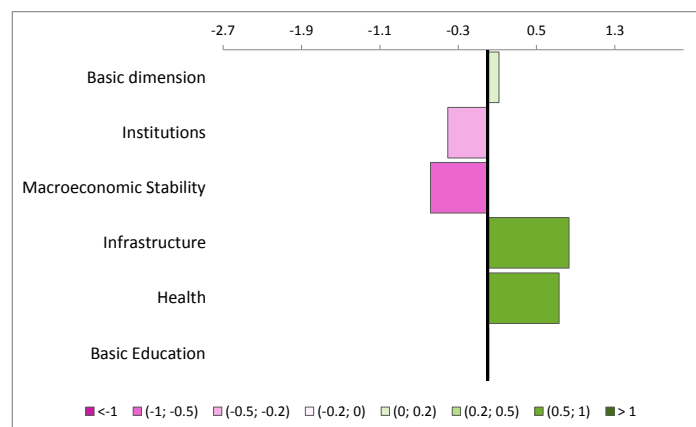
Overperforming with respect to its peers



Similar to peers



Underperforming with respect to its peers



* Equal ranking is assigned if the difference in score is equal or below 0.1 on the 0-100 scale

Note: Macroeconomic Stability and Basic Education at the country level

| RCI 2019 | Score | Score 0-100 | Rank* | GDP per head PPS - EU28=100 | Value | Rank | Stage of development (1 = Lowest; 5 = Highest) | 3 |
|----------|-------|-------------|---------|--------------------------------|-------|---------|---|---|
| | -0.50 | 41.15 | 190/268 | | 80 | 167/268 | | |

Peer Regions: Namur; East Yorkshire and Northern Lincolnshire; Devon; Principado de Asturias; Limousin; Merseyside; Galicia; Jihovýchod; Algarve; Franche-Comté; Northern Ireland; Shropshire and Staffordshire; Cantabria; Basse-Normandie and Auvergne

| | score (EU28=0) | peers comparison |
|-------------------------|-------------------|------------------|
| Basic dimension | -0.08 | |
| Institutions | -0.43 | |
| Macroeconomic Stability | -0.58 | |
| Infrastructure | 0.01 | |
| Health | 0.60 | |
| Basic Education | 0.01 | |

| | score (EU28=0) | peers comparison |
|--|-------------------|------------------|
| Efficiency dimension | -0.79 | |
| Higher Education and lifelong learning | -0.83 | |
| Labour Market Efficiency | -1.10 | |
| Market Size | -0.42 | |

| | score (EU28=0) | peers comparison |
|-----------------------------|-------------------|------------------|
| Innovation dimension | -0.38 | |
| Technological Readiness | -0.04 | |
| Business Sophistication | -0.48 | |
| Innovation | -0.63 | |



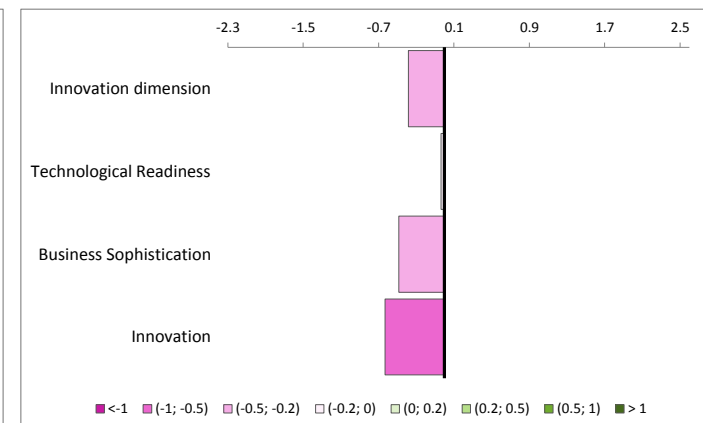
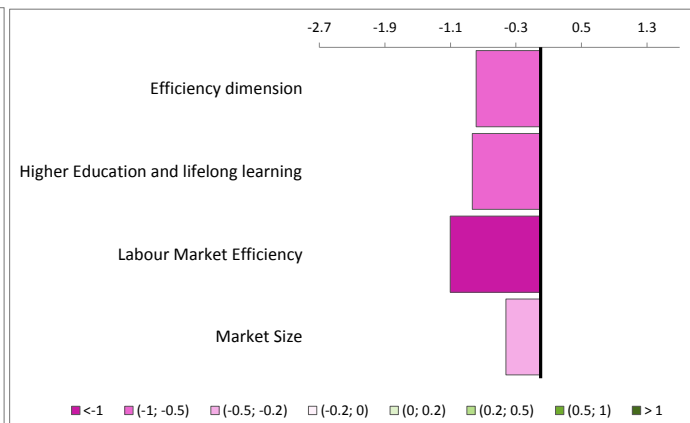
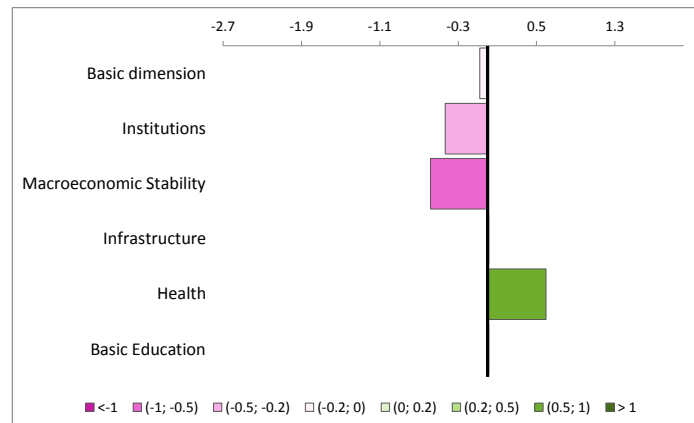
Overperforming with respect to its peers



Similar to peers



Underperforming with respect to its peers



* Equal ranking is assigned if the difference in score is equal or below 0.1 on the 0-100 scale

Note: Macroeconomic Stability and Basic Education at the country level

| RCI 2019 | Score | Score 0-100 | Rank* | GDP per head PPS - EU28=100 | Value | Rank | Stage of development (1 = Lowest; 5 = Highest) | 4 |
|----------|-------|-------------|---------|--------------------------------|-------|---------|---|---|
| | -0.60 | 37.33 | 206/268 | | 96 | 109/268 | | |

Peer Regions: Malta; Limburg; La Rioja; Provence-Alpes-Côte d'Azur; Länsi-Suomi; Etelä-Suomi; Midi-Pyrénées; Alsace; Highlands and Islands; Trier; East Anglia; Dresden; East Wales; Norra Mellansverige and Leicestershire, Rutland and Northamptonshire

| | score (EU28=0) | peers comparison |
|-------------------------|-------------------|------------------|
| Basic dimension | -0.18 | |
| Institutions | -0.48 | |
| Macroeconomic Stability | -0.58 | |
| Infrastructure | -0.40 | |
| Health | 0.53 | |
| Basic Education | 0.01 | |

| | score (EU28=0) | peers comparison |
|--|-------------------|------------------|
| Efficiency dimension | -0.87 | |
| Higher Education and lifelong learning | -1.32 | |
| Labour Market Efficiency | -0.36 | |
| Market Size | -0.93 | |

| | score (EU28=0) | peers comparison |
|-----------------------------|-------------------|------------------|
| Innovation dimension | -0.48 | |
| Technological Readiness | 0.18 | |
| Business Sophistication | -0.69 | |
| Innovation | -0.93 | |



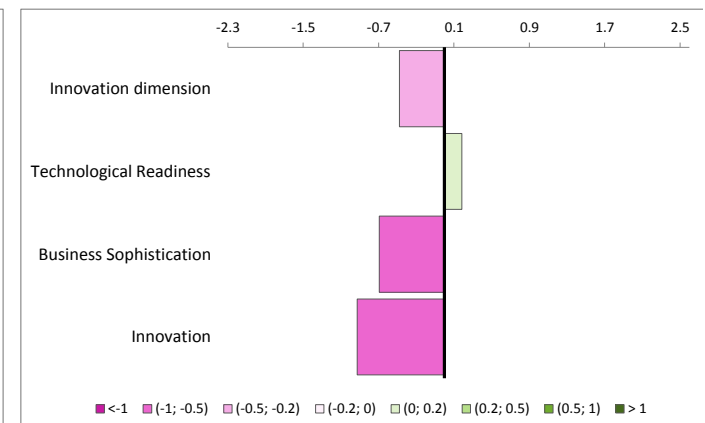
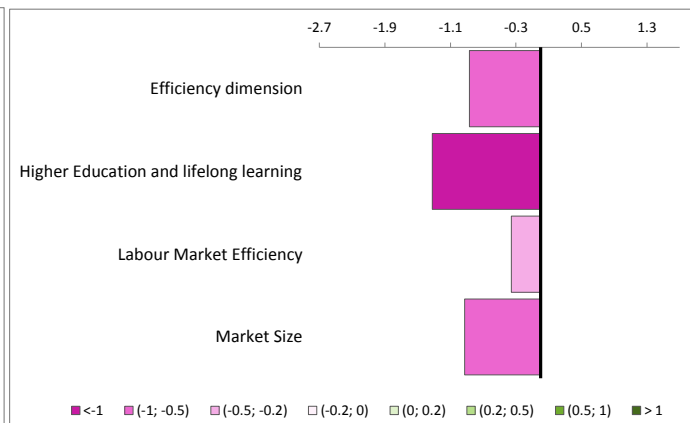
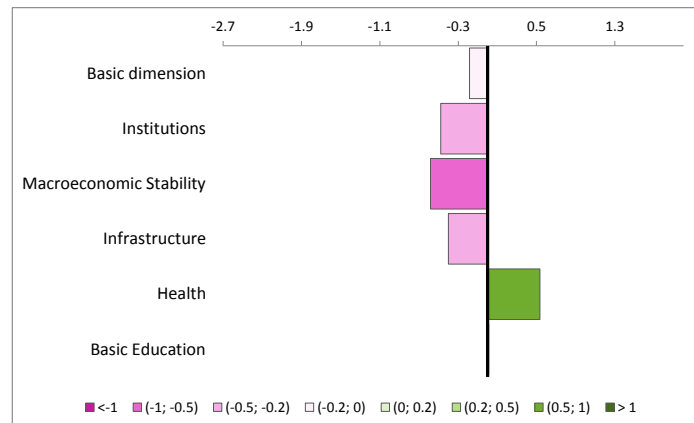
Overperforming with respect to its peers



Similar to peers



Underperforming with respect to its peers



* Equal ranking is assigned if the difference in score is equal or below 0.1 on the 0-100 scale

Note: Macroeconomic Stability and Basic Education at the country level

| RCI 2019 | Score | Score 0-100 | Rank* | GDP per head PPS - EU28=100 | Value | Rank | Stage of development (1 = Lowest; 5 = Highest) | 2 |
|----------|-------|-------------|---------|--------------------------------|-------|---------|---|---|
| | -0.88 | 27.16 | 227/268 | | 68 | 207/268 | | |

Peer Regions: Pomorskie; Molise; West Wales and The Valleys; Região Autónoma dos Açores; Ciudad Autónoma de Melilla; Vzhodna Slovenija; Centro; Cornwall and Isles of Scilly; La Réunion; Sardegna; Norte; Latvija; Západoé Slovensko; Łódzkie and Castilla-La Mancha

| | score (EU28=0) | peers comparison |
|-------------------------|-------------------|------------------|
| Basic dimension | -0.21 | |
| Institutions | -0.57 | |
| Macroeconomic Stability | -0.58 | |
| Infrastructure | -0.41 | |
| Health | 0.52 | |
| Basic Education | 0.01 | |

| | score (EU28=0) | peers comparison |
|--|-------------------|------------------|
| Efficiency dimension | -1.43 | |
| Higher Education and lifelong learning | -1.34 | |
| Labour Market Efficiency | -2.00 | |
| Market Size | -0.95 | |

| | score (EU28=0) | peers comparison |
|-----------------------------|-------------------|------------------|
| Innovation dimension | -0.51 | |
| Technological Readiness | -0.22 | |
| Business Sophistication | -0.57 | |
| Innovation | -0.74 | |



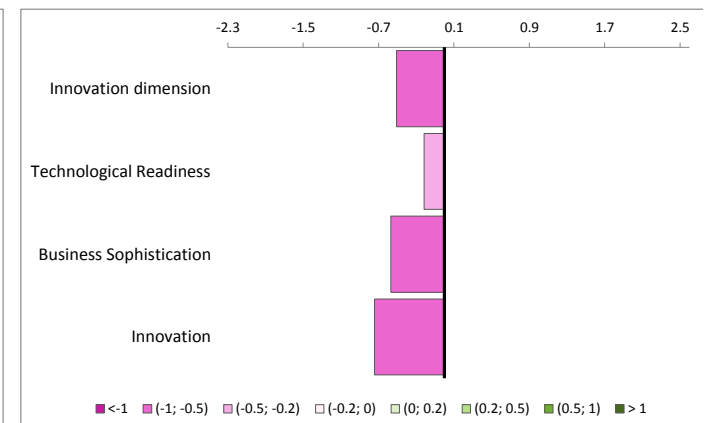
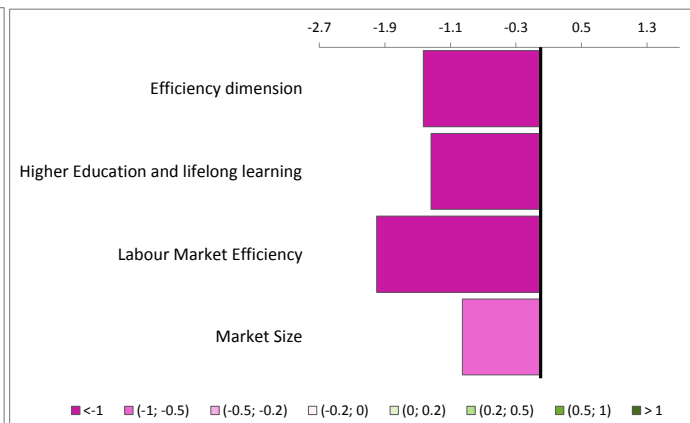
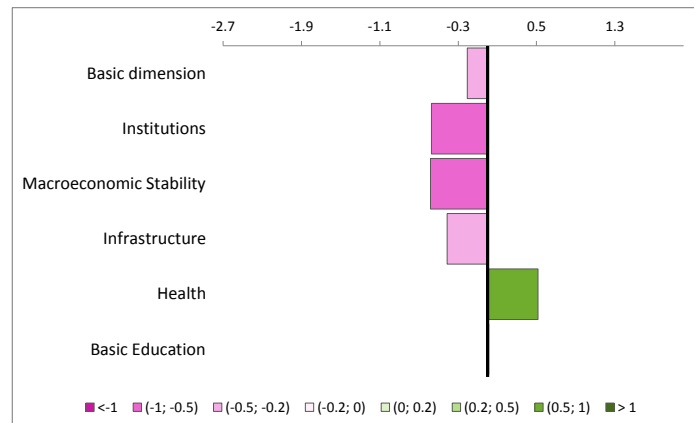
Overperforming with respect to its peers



Similar to peers



Underperforming with respect to its peers



* Equal ranking is assigned if the difference in score is equal or below 0.1 on the 0-100 scale

Note: Macroeconomic Stability and Basic Education at the country level

| RCI 2019 | Score | Score 0-100 | Rank* | GDP per head PPS - EU28=100 | Value | Rank | Stage of development (1 = Lowest; 5 = Highest) | 3 |
|----------|-------|-------------|---------|--------------------------------|-------|---------|---|---|
| | -0.77 | 31.11 | 219/268 | | 75 | 183/268 | | |

Peer Regions: Wielkopolskie; Canarias; Hainaut; Notio Aigaio; Martinique ; Jihozápad; Lorraine; Luxembourg; Eesti; Dolnośląskie; Picardie; South Yorkshire; Severovýchod; Languedoc-Roussillon and Yugozapaden

| | score (EU28=0) | peers comparison |
|-------------------------|-------------------|------------------|
| Basic dimension | -0.08 | |
| Institutions | -0.28 | |
| Macroeconomic Stability | -0.58 | |
| Infrastructure | -0.15 | |
| Health | 0.62 | |
| Basic Education | 0.01 | |

| | score (EU28=0) | peers comparison |
|--|-------------------|------------------|
| Efficiency dimension | -1.23 | |
| Higher Education and lifelong learning | -1.28 | |
| Labour Market Efficiency | -1.69 | |
| Market Size | -0.71 | |

| | score (EU28=0) | peers comparison |
|-----------------------------|-------------------|------------------|
| Innovation dimension | -0.60 | |
| Technological Readiness | -0.08 | |
| Business Sophistication | -0.83 | |
| Innovation | -0.89 | |



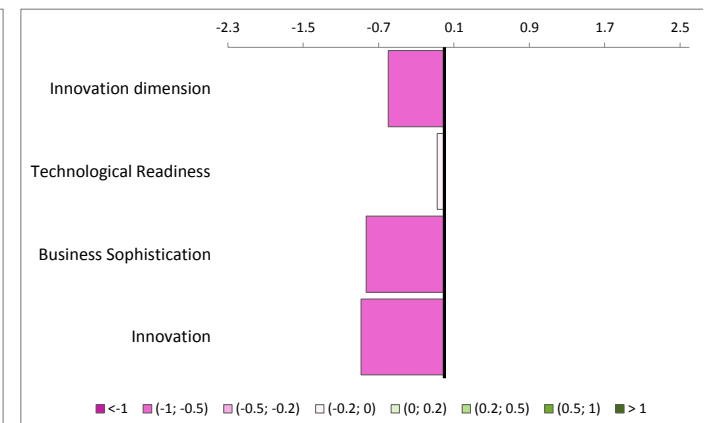
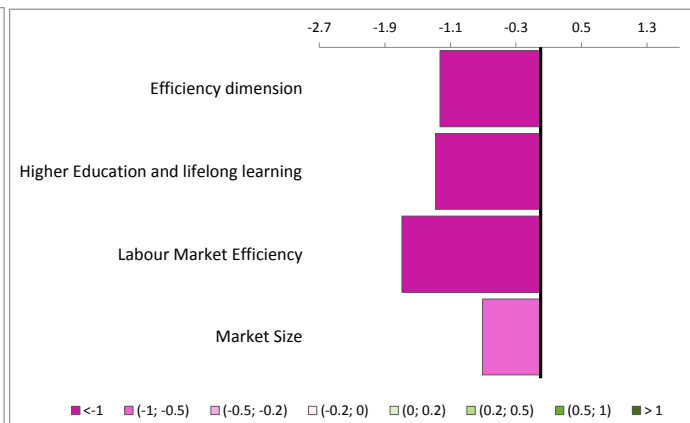
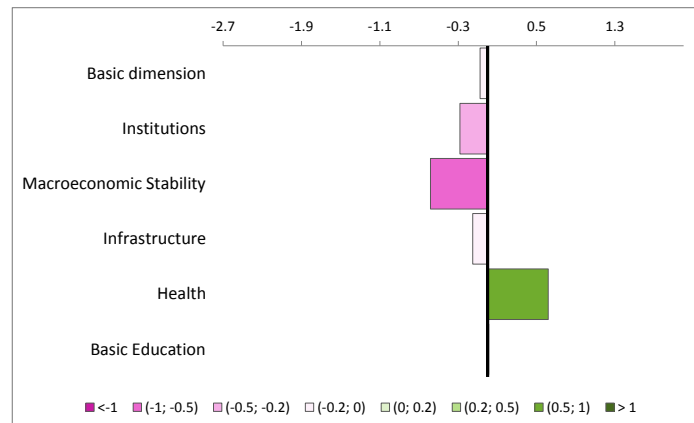
Overperforming with respect to its peers



Similar to peers



Underperforming with respect to its peers



* Equal ranking is assigned if the difference in score is equal or below 0.1 on the 0-100 scale

Note: Macroeconomic Stability and Basic Education at the country level

| RCI 2019 | Score | Score 0-100 | Rank* | GDP per head PPS - EU28=100 | Value | Rank | Stage of development (1 = Lowest; 5 = Highest) | 2 |
|----------|-------|-------------|---------|--------------------------------|-------|---------|---|---|
| | -1.13 | 17.57 | 245/268 | | 73 | 190/268 | | |

Peer Regions: Moravskoslezsko; Região Autónoma da Madeira; Nyugat-Dunántúl; Severovýchod; South Yorkshire; Tees Valley and Durham; Basilicata; Luxembourg; Guadeloupe; Śląskie; Střední Morava; Alentejo; Lincolnshire; Castilla-La Mancha and Notio Aigaio

| | score (EU28=0) | peers comparison |
|-------------------------|-------------------|------------------|
| Basic dimension | -0.37 | |
| Institutions | -0.28 | |
| Macroeconomic Stability | -0.58 | |
| Infrastructure | -1.19 | |
| Health | 0.21 | |
| Basic Education | 0.01 | |

| | score (EU28=0) | peers comparison |
|--|-------------------|------------------|
| Efficiency dimension | -1.68 | |
| Higher Education and lifelong learning | -1.35 | |
| Labour Market Efficiency | -2.33 | |
| Market Size | -1.35 | |

| | score (EU28=0) | peers comparison |
|-----------------------------|-------------------|------------------|
| Innovation dimension | -0.97 | |
| Technological Readiness | 0.06 | |
| Business Sophistication | -1.49 | |
| Innovation | -1.47 | |



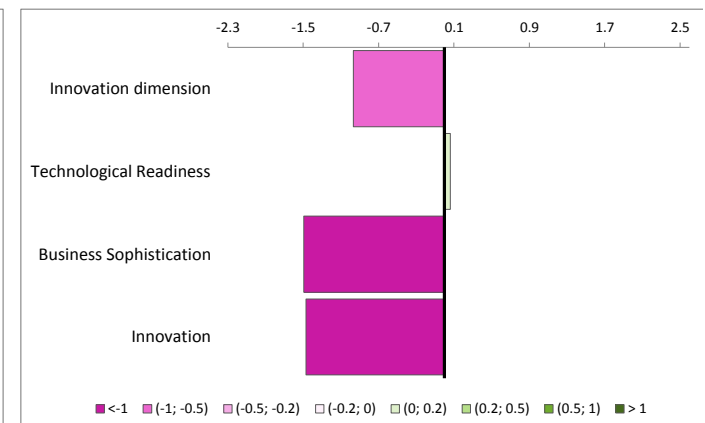
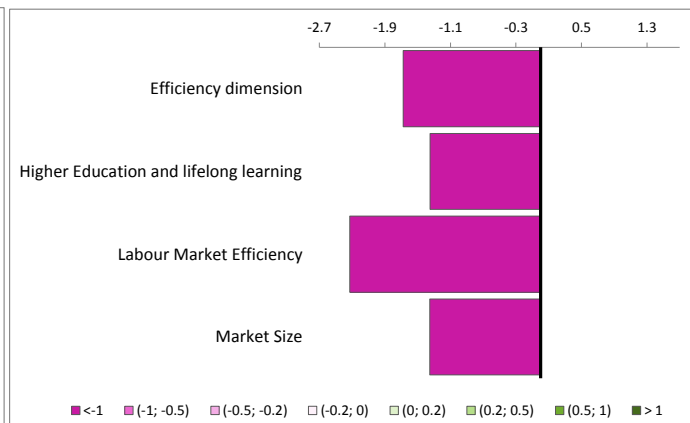
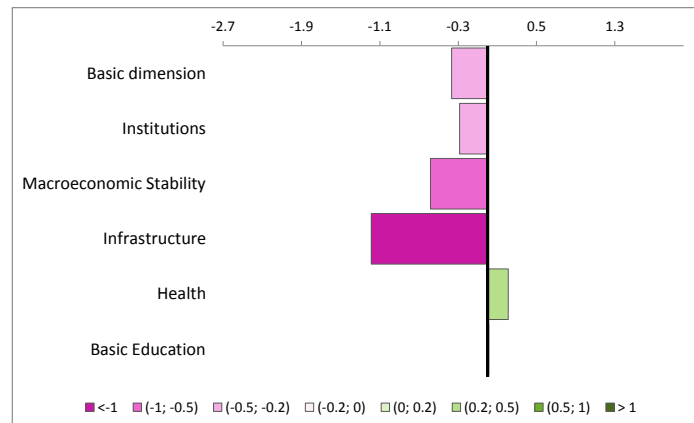
Overperforming with respect to its peers



Similar to peers



Underperforming with respect to its peers



* Equal ranking is assigned if the difference in score is equal or below 0.1 on the 0-100 scale

Note: Macroeconomic Stability and Basic Education at the country level

| RCI 2019 | Score | Score 0-100 | Rank* | GDP per head PPS - EU28=100 | Value | Rank | Stage of development (1 = Lowest; 5 = Highest) | 2 |
|----------|-------|-------------|---------|--------------------------------|-------|---------|---|---|
| | -1.43 | 6.71 | 261/268 | | 67 | 211/268 | | |

Peer Regions: Centro; West Wales and The Valleys; Molise; Pomorskie; Andalucía; Região Autónoma dos Açores; Norte; Vzhodna Slovenija; Latvija; Łódzkie; Cornwall and Isles of Scilly; La Réunion; Southern Scotland; Severozápad and Extremadura

| | score (EU28=0) | peers comparison |
|-------------------------|-------------------|------------------|
| Basic dimension | -0.34 | |
| Institutions | -0.28 | |
| Macroeconomic Stability | -0.58 | |
| Infrastructure | -0.81 | |
| Health | -0.02 | |
| Basic Education | 0.01 | |

| | score (EU28=0) | peers comparison |
|--|-------------------|------------------|
| Efficiency dimension | -2.27 | |
| Higher Education and lifelong learning | -1.38 | |
| Labour Market Efficiency | -2.72 | |
| Market Size | -2.71 | |

| | score (EU28=0) | peers comparison |
|-----------------------------|-------------------|------------------|
| Innovation dimension | -0.99 | |
| Technological Readiness | 0.03 | |
| Business Sophistication | -1.33 | |
| Innovation | -1.66 | |



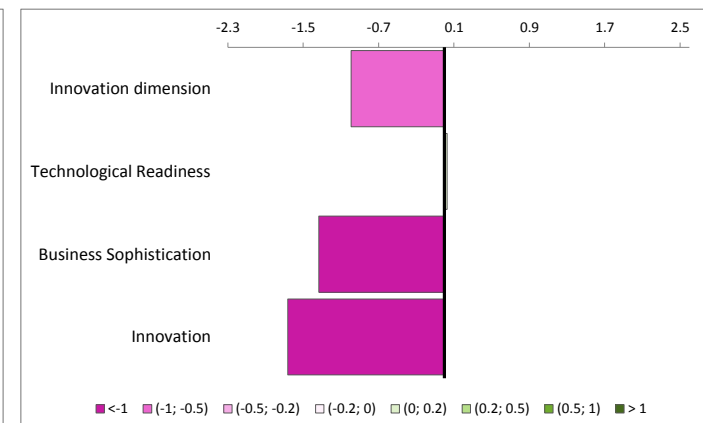
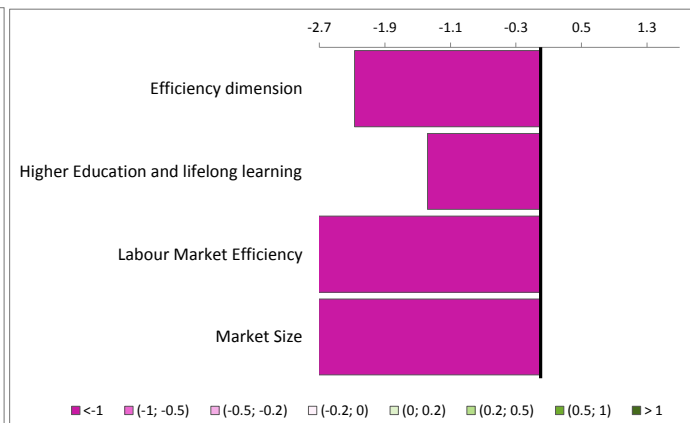
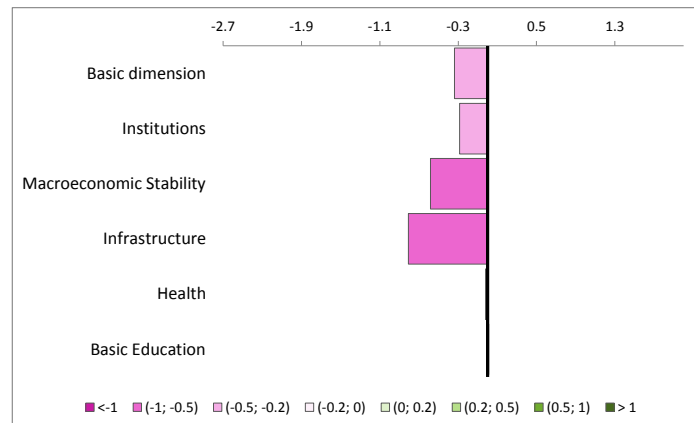
Overperforming with respect to its peers



Similar to peers



Underperforming with respect to its peers



* Equal ranking is assigned if the difference in score is equal or below 0.1 on the 0-100 scale

Note: Macroeconomic Stability and Basic Education at the country level

| RCI 2019 | Score | Score 0-100 | Rank* | GDP per head PPS - EU28=100 | Value | Rank | Stage of development (1 = Lowest; 5 = Highest) | 3 |
|----------|-------|-------------|---------|--------------------------------|-------|---------|---|---|
| | -0.88 | 26.84 | 229/268 | | 75 | 181/268 | | |

Peer Regions: Wielkopolskie; Región de Murcia; Hainaut; Notio Aigaio; Martinique ; Jihozápad; Lorraine; Eesti; Dolnośląskie; Picardie; Luxembourg; Languedoc-Roussillon; Yugozapaden; South Yorkshire and Severovýchod

| | score (EU28=0) | peers comparison |
|-------------------------|-------------------|------------------|
| Basic dimension | -0.21 | |
| Institutions | -0.56 | |
| Macroeconomic Stability | -0.58 | |
| Infrastructure | -0.50 | |
| Health | 0.57 | |
| Basic Education | 0.01 | |

| | score (EU28=0) | peers comparison |
|--|-------------------|------------------|
| Efficiency dimension | -1.32 | |
| Higher Education and lifelong learning | -1.05 | |
| Labour Market Efficiency | -1.59 | |
| Market Size | -1.32 | |

| | score (EU28=0) | peers comparison |
|-----------------------------|-------------------|------------------|
| Innovation dimension | -0.74 | |
| Technological Readiness | -0.13 | |
| Business Sophistication | -0.74 | |
| Innovation | -1.35 | |



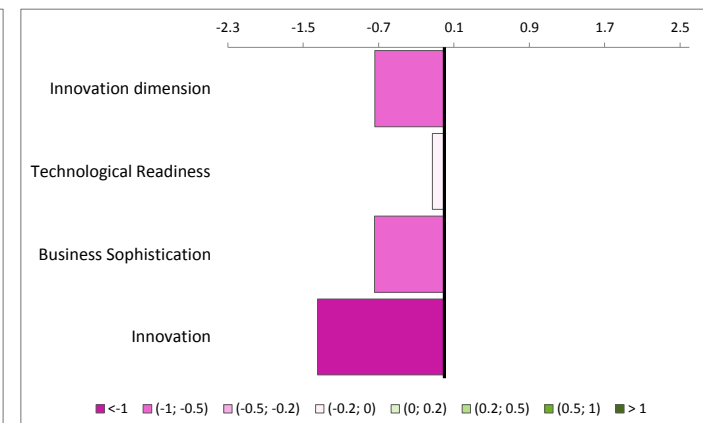
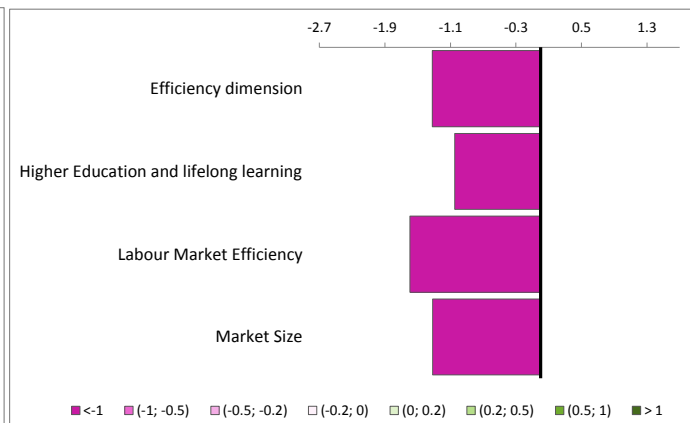
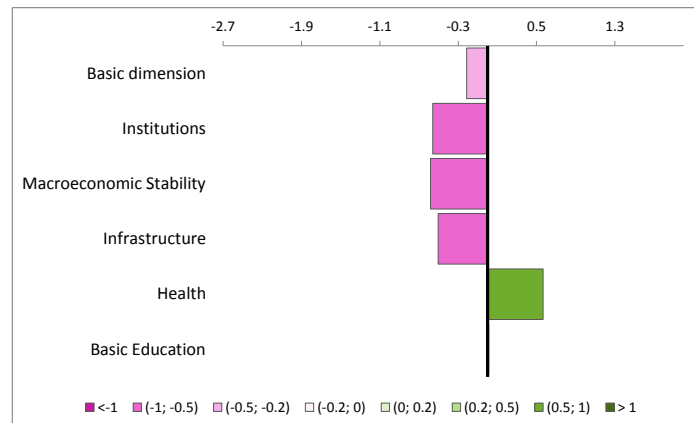
Overperforming with respect to its peers



Similar to peers



Underperforming with respect to its peers













* Equal ranking is assigned if the difference in score is equal or below 0.1 on the 0-100 scale





Note: Macroeconomic Stability and Basic Education at the country level

| RCI 2019 | Score | Score 0-100 | Rank* | GDP per head PPS - EU28=100 | Value | Rank | Stage of development (1 = Lowest; 5 = Highest) | 5 |
|----------|-------|-------------|--------|--------------------------------|-------|--------|---|---|
| | 0.87 | 92.27 | 10/268 | | 143 | 22/268 | | |

Peer Regions: Prov. Autonoma di Bolzano/Bozen; Vorarlberg; Antwerpen; București - Ilfov; Berkshire, Buckinghamshire and Oxfordshire; Tirol; Karlsruhe; Warszawski stołeczny; Mittelfranken; Tübingen; Braunschweig; North Eastern Scotland; Salzburg; Köln and Praha and its commuting zone

| | score (EU28=0) | peers comparison |
|-------------------------|-------------------|---|
| Basic dimension | 0.94 |  |
| Institutions | 1.48 |  |
| Macroeconomic Stability | 0.37 |  |
| Infrastructure | 0.60 |  |
| Health | 0.80 |  |
| Basic Education | 1.44 |  |

| | score (EU28=0) | peers comparison |
|--|-------------------|---|
| Efficiency dimension | 0.70 |  |
| Higher Education and lifelong learning | 1.58 |  |
| Labour Market Efficiency | 0.59 |  |
| Market Size | -0.08 |  |

| | score (EU28=0) | peers comparison |
|-----------------------------|-------------------|---|
| Innovation dimension | 1.12 |  |
| Technological Readiness | 1.05 |  |
| Business Sophistication | 0.43 |  |
| Innovation | 1.88 |  |



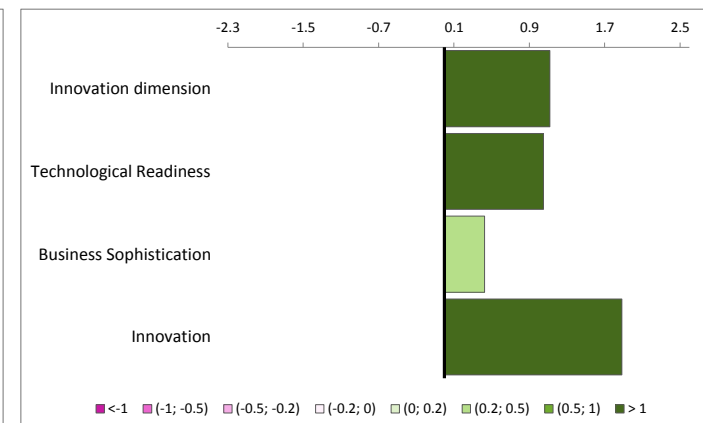
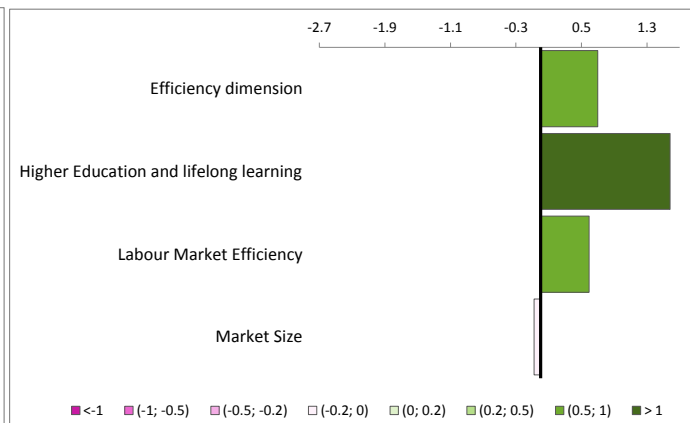
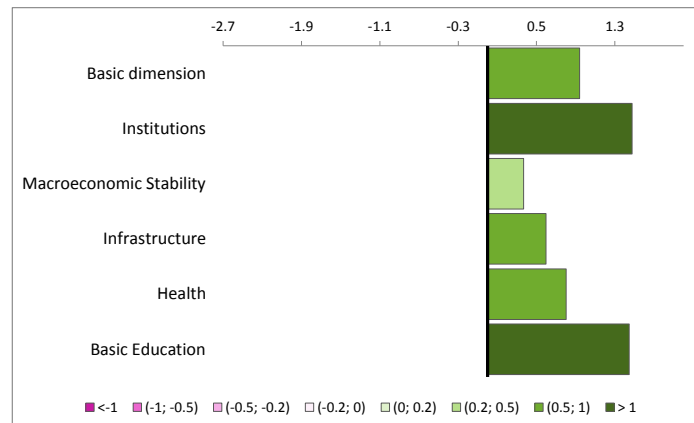
Overperforming with respect to its peers



Similar to peers



Underperforming with respect to its peers



* Equal ranking is assigned if the difference in score is equal or below 0.1 on the 0-100 scale

Note: Macroeconomic Stability and Basic Education at the country level

| RCI 2019 | Score | Score 0-100 | Rank* | GDP per head PPS - EU28=100 | Value | Rank | Stage of development (1 = Lowest; 5 = Highest) | 4 |
|----------|-------|-------------|--------|-----------------------------|-------|---------|--|---|
| | 0.30 | 70.93 | 98/268 | | 96 | 111/268 | | |

Peer Regions: Midi-Pyrénées; Alsace; Limburg; Illes Balears; Malta; La Rioja; Provence-Alpes-Côte d’Azur; Länsi-Suomi; East Anglia; Highlands and Islands; Dresden; Trier; East Wales; Leicestershire, Rutland and Northamptonshire and Pays de la Loire

| | score (EU28=0) | peers comparison |
|-------------------------|----------------|------------------|
| Basic dimension | 0.71 | |
| Institutions | 1.55 | |
| Macroeconomic Stability | 0.37 | |
| Infrastructure | -0.16 | |
| Health | 0.36 | |
| Basic Education | 1.44 | |

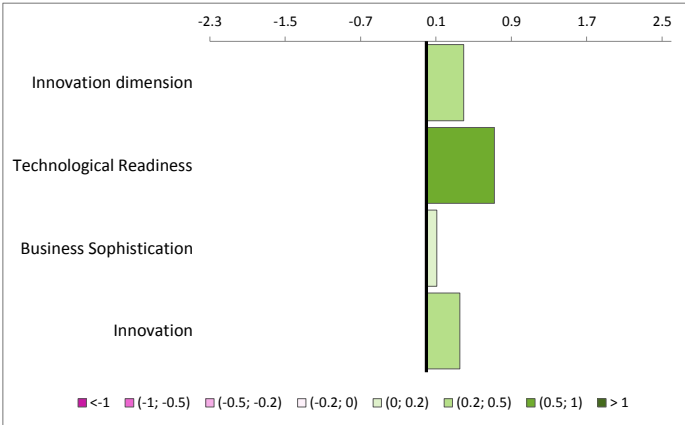
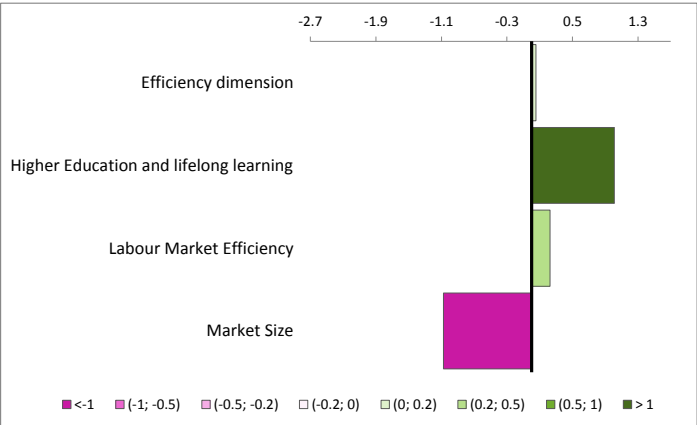
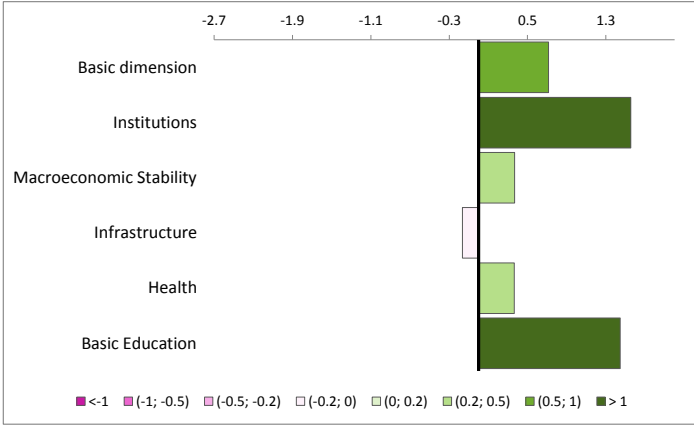
| | score (EU28=0) | peers comparison |
|--|----------------|------------------|
| Efficiency dimension | 0.05 | |
| Higher Education and lifelong learning | 1.01 | |
| Labour Market Efficiency | 0.22 | |
| Market Size | -1.07 | |

| | score (EU28=0) | peers comparison |
|-------------------------|----------------|------------------|
| Innovation dimension | 0.39 | |
| Technological Readiness | 0.72 | |
| Business Sophistication | 0.11 | |
| Innovation | 0.35 | |

Overperforming with respect to its peers

Similar to peers

Underperforming with respect to its peers



* Equal ranking is assigned if the difference in score is equal or below 0.1 on the 0-100 scale

Note: Macroeconomic Stability and Basic Education at the country level

| RCI 2019 | Score | Score 0-100 | Rank* | GDP per head PPS - EU28=100 | Value | Rank | Stage of development (1 = Lowest; 5 = Highest) | 3 |
|----------|-------|-------------|---------|-----------------------------|-------|---------|--|---|
| | -0.07 | 57.05 | 145/268 | | 89 | 130/268 | | |

Peer Regions: Haute-Normandie; Thüringen; West Yorkshire; West Midlands; Burgenland; North Yorkshire; Friesland; Drenthe; Bretagne; Sjælland; Kent; Lüneburg; Marche; Aquitaine and Chemnitz

| | score (EU28=0) | peers comparison |
|-------------------------|----------------|------------------|
| Basic dimension | 0.45 | |
| Institutions | 1.53 | |
| Macroeconomic Stability | 0.37 | |
| Infrastructure | -1.29 | |
| Health | 0.21 | |
| Basic Education | 1.44 | |

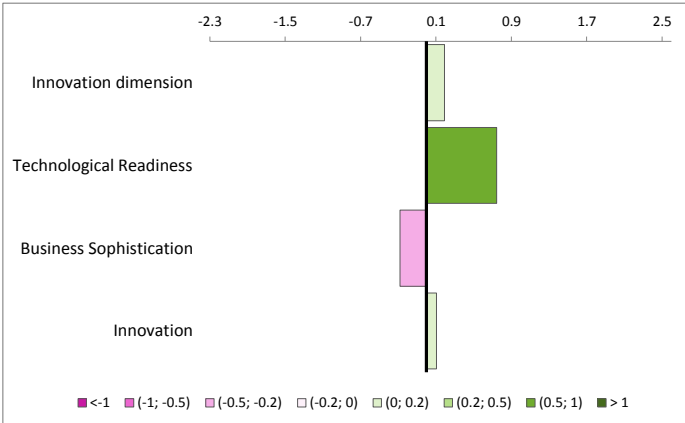
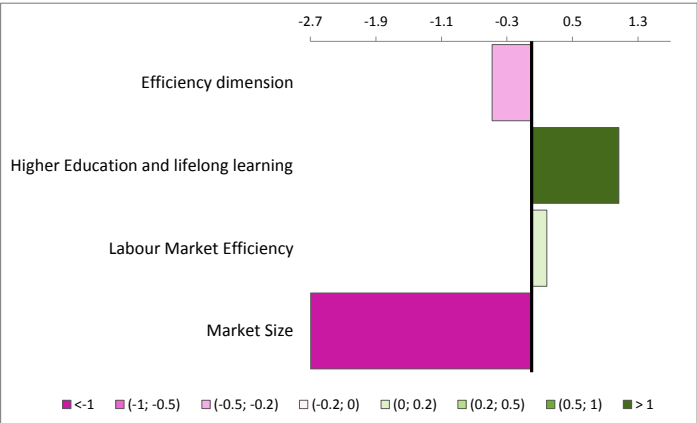
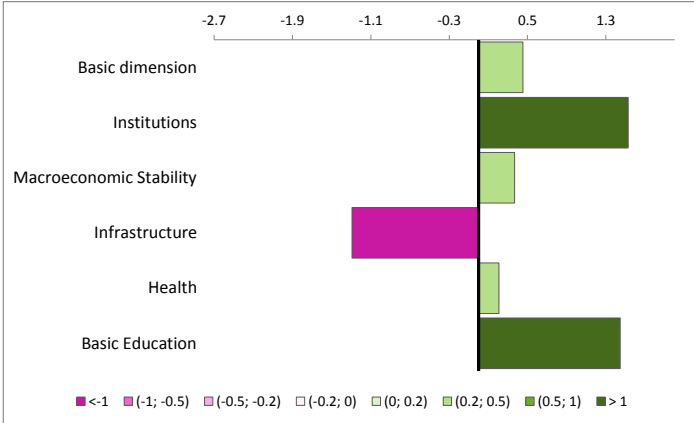
| | score (EU28=0) | peers comparison |
|--|----------------|------------------|
| Efficiency dimension | -0.48 | |
| Higher Education and lifelong learning | 1.07 | |
| Labour Market Efficiency | 0.19 | |
| Market Size | -2.69 | |

| | score (EU28=0) | peers comparison |
|-------------------------|----------------|------------------|
| Innovation dimension | 0.19 | |
| Technological Readiness | 0.75 | |
| Business Sophistication | -0.28 | |
| Innovation | 0.11 | |

Overperforming with respect to its peers

Similar to peers

Underperforming with respect to its peers



* Equal ranking is assigned if the difference in score is equal or below 0.1 on the 0-100 scale

Note: Macroeconomic Stability and Basic Education at the country level

| RCI 2019 | Score | Score 0-100 | Rank* | GDP per head PPS - EU28=100 | Value | Rank | Stage of development (1 = Lowest; 5 = Highest) | 4 |
|----------|-------|-------------|---------|-----------------------------|-------|---------|--|---|
| | 0.20 | 67.07 | 111/268 | | 97 | 105/268 | | |

Peer Regions: Provence-Alpes-Côte d’Azur; La Rioja; Malta; Illes Balears; Limburg; Highlands and Islands; Etelä-Suomi; Midi-Pyrénées; Alsace; Trier; East Anglia; Dresden; Norra Mellansverige; East Wales and Leicestershire, Rutland and Northamptonshire

| | score (EU28=0) | peers comparison |
|-------------------------|----------------|------------------|
| Basic dimension | 0.54 | |
| Institutions | 1.51 | |
| Macroeconomic Stability | 0.37 | |
| Infrastructure | -0.96 | |
| Health | 0.34 | |
| Basic Education | 1.44 | |

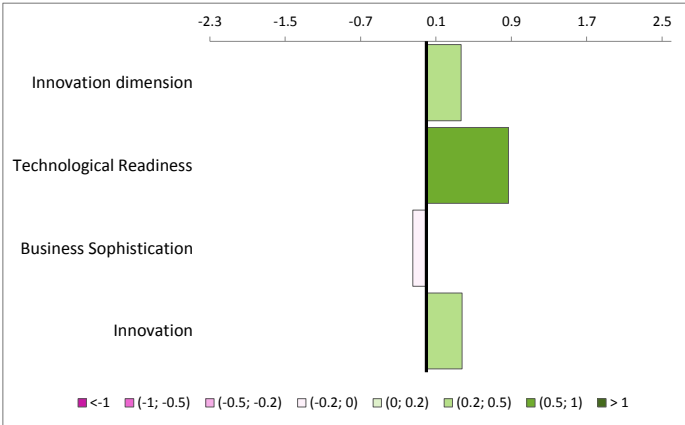
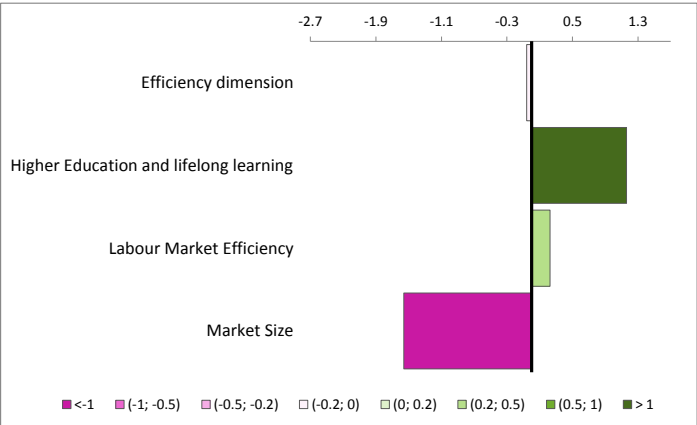
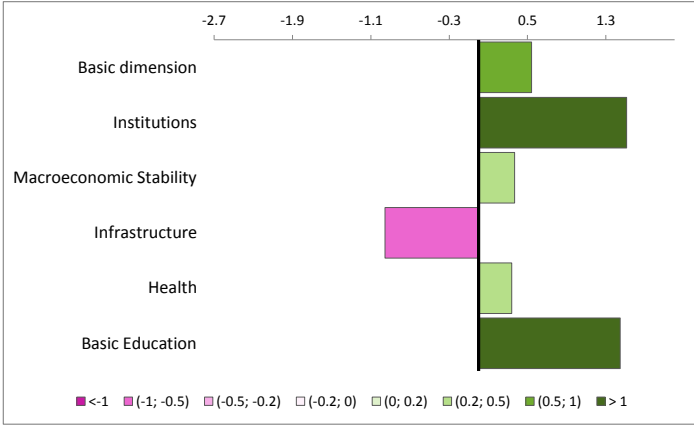
| | score (EU28=0) | peers comparison |
|--|----------------|------------------|
| Efficiency dimension | -0.06 | |
| Higher Education and lifelong learning | 1.16 | |
| Labour Market Efficiency | 0.22 | |
| Market Size | -1.56 | |

| | score (EU28=0) | peers comparison |
|-------------------------|----------------|------------------|
| Innovation dimension | 0.37 | |
| Technological Readiness | 0.87 | |
| Business Sophistication | -0.15 | |
| Innovation | 0.38 | |

Overperforming with respect to its peers

Similar to peers

Underperforming with respect to its peers



* Equal ranking is assigned if the difference in score is equal or below 0.1 on the 0-100 scale

Note: Macroeconomic Stability and Basic Education at the country level

| RCI 2019 | Score | Score 0-100 | Rank* | GDP per head PPS - EU28=100 | Value | Rank | Stage of development (1 = Lowest; 5 = Highest) | 5 |
|----------|-------|-------------|---------|--------------------------------|-------|--------|---|---|
| | -0.06 | 57.37 | 143/268 | | 130 | 35/268 | | |

Peer Regions: Düsseldorf; Oberpfalz; Noord-Brabant; Wien and its commuting zone; Oberösterreich; Zuid-Holland; Praha and its commuting zone ; Lombardia; Cheshire; Groningen; Köln; Braunschweig; Tübingen; Mittelfranken and Unterfranken

| | score (EU28=0) | peers comparison |
|-------------------------|-------------------|------------------|
| Basic dimension | 0.63 | |
| Institutions | 1.95 | |
| Macroeconomic Stability | 0.37 | |
| Infrastructure | -1.50 | |
| Health | 0.91 | |
| Basic Education | 1.44 | |

| | score (EU28=0) | peers comparison |
|--|-------------------|------------------|
| Efficiency dimension | -0.26 | |
| Higher Education and lifelong learning | 0.92 | |
| Labour Market Efficiency | 0.75 | |
| Market Size | -2.44 | |

| | score (EU28=0) | peers comparison |
|-----------------------------|-------------------|------------------|
| Innovation dimension | -0.21 | |
| Technological Readiness | 0.90 | |
| Business Sophistication | -1.23 | |
| Innovation | -0.29 | |



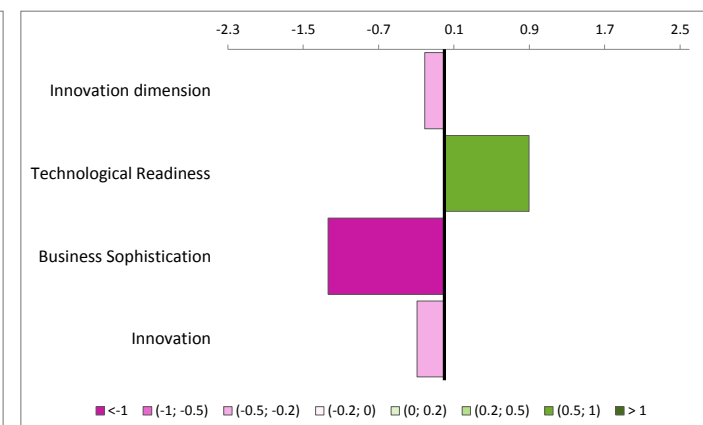
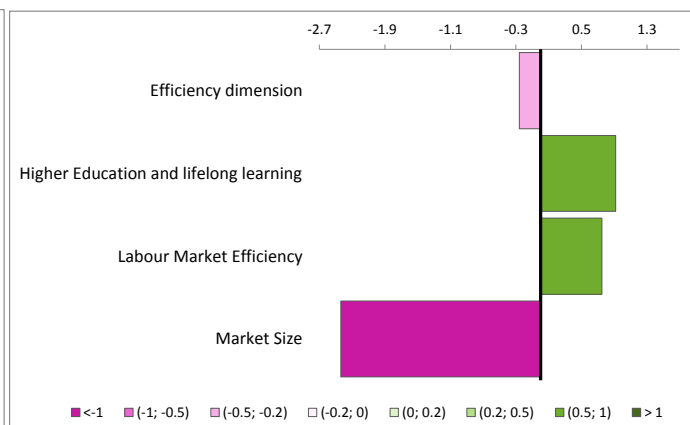
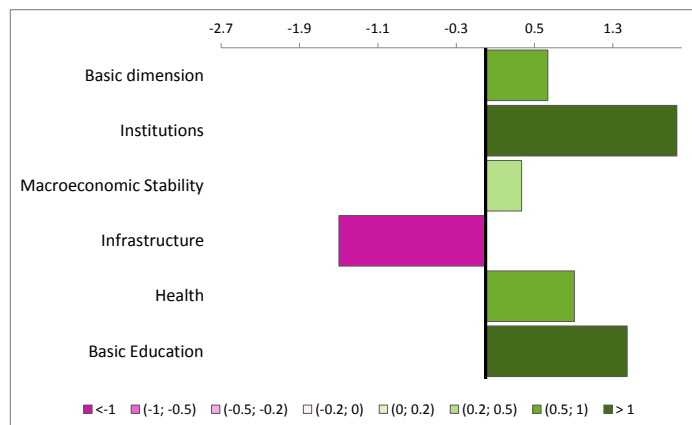
Overperforming with respect to its peers



Similar to peers



Underperforming with respect to its peers



* Equal ranking is assigned if the difference in score is equal or below 0.1 on the 0-100 scale

Note: Macroeconomic Stability and Basic Education at the country level

| RCI 2019 | Score | Score 0-100 | Rank* | GDP per head PPS - EU28=100 | Value | Rank | Stage of development (1 = Lowest; 5 = Highest) | 5 |
|----------|-------|-------------|--------|-----------------------------|-------|-------|--|---|
| | 0.84 | 91.14 | 11/268 | | 177 | 7/268 | | |

Peer Regions: Oberbayern; Stockholm; Bratislavský kraj; Eastern and Midland; Hovedstaden; London and its commuting zone; Stuttgart; Bruxelles and its commuting zone; Amsterdam and its commuting zone; Darmstadt; Utrecht; Bremen; Salzburg; North Eastern Scotland and Warszawski stołeczny

| | score (EU28=0) | peers comparison |
|-------------------------|----------------|------------------|
| Basic dimension | 0.55 | |
| Institutions | 0.24 | |
| Macroeconomic Stability | -0.15 | |
| Infrastructure | 1.80 | |
| Health | 0.63 | |
| Basic Education | 0.21 | |

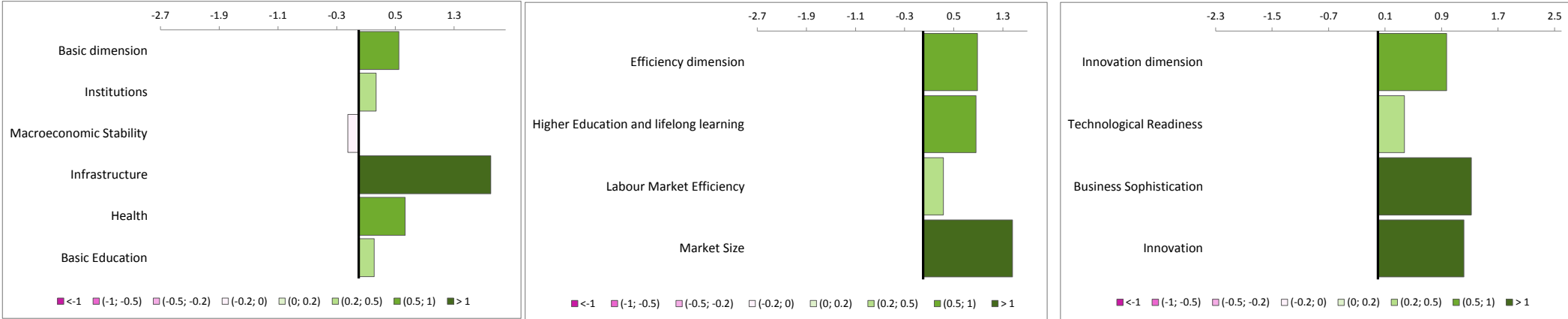
| | score (EU28=0) | peers comparison |
|--|----------------|------------------|
| Efficiency dimension | 0.88 | |
| Higher Education and lifelong learning | 0.86 | |
| Labour Market Efficiency | 0.33 | |
| Market Size | 1.46 | |

| | score (EU28=0) | peers comparison |
|-------------------------|----------------|------------------|
| Innovation dimension | 0.97 | |
| Technological Readiness | 0.38 | |
| Business Sophistication | 1.32 | |
| Innovation | 1.22 | |

Overperforming with respect to its peers

Similar to peers

Underperforming with respect to its peers



* Equal ranking is assigned if the difference in score is equal or below 0.1 on the 0-100 scale

Note: Macroeconomic Stability and Basic Education at the country level

| RCI 2019 | Score | Score 0-100 | Rank* | GDP per head PPS - EU28=100 | Value | Rank | Stage of development (1 = Lowest; 5 = Highest) | 3 |
|----------|-------|-------------|---------|-----------------------------|-------|---------|--|---|
| | 0.10 | 63.52 | 125/268 | | 85 | 141/268 | | |

Peer Regions: Sachsen-Anhalt; Lancashire; Castilla y León; Corse; Bourgogne; Northern and Western; Champagne-Ardenne; Northumberland and Tyne and Wear; Nord-Pas de Calais; Liège; Poitou-Charentes; Kýpros; Umbria; Chemnitz and Abruzzo

| | score (EU28=0) | peers comparison |
|-------------------------|----------------|------------------|
| Basic dimension | 0.07 | |
| Institutions | 0.20 | |
| Macroeconomic Stability | -0.15 | |
| Infrastructure | 0.17 | |
| Health | -0.07 | |
| Basic Education | 0.21 | |

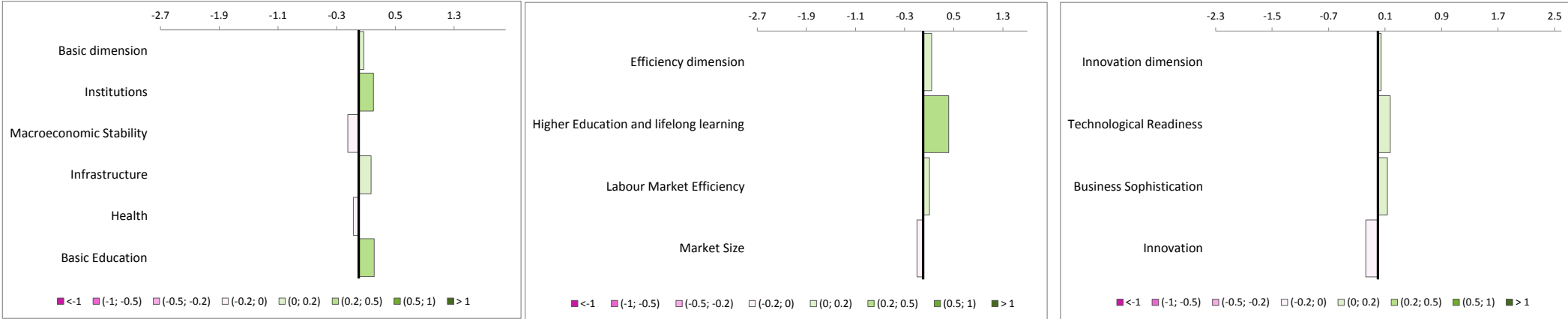
| | score (EU28=0) | peers comparison |
|--|----------------|------------------|
| Efficiency dimension | 0.14 | |
| Higher Education and lifelong learning | 0.42 | |
| Labour Market Efficiency | 0.10 | |
| Market Size | -0.10 | |

| | score (EU28=0) | peers comparison |
|-------------------------|----------------|------------------|
| Innovation dimension | 0.04 | |
| Technological Readiness | 0.17 | |
| Business Sophistication | 0.13 | |
| Innovation | -0.17 | |

Overperforming with respect to its peers

Similar to peers

Underperforming with respect to its peers



* Equal ranking is assigned if the difference in score is equal or below 0.1 on the 0-100 scale

Note: Macroeconomic Stability and Basic Education at the country level

| RCI 2019 | Score | Score 0-100 | Rank* | GDP per head PPS - EU28=100 | Value | Rank | Stage of development (1 = Lowest; 5 = Highest) | 3 |
|----------|-------|-------------|---------|-----------------------------|-------|---------|--|---|
| | -0.06 | 57.45 | 143/268 | | 84 | 145/268 | | |

Peer Regions: Corse; Northern and Western; Castilla y León; Northumberland and Tyne and Wear; Nord-Pas de Calais; Liège; Lancashire; Poitou-Charentes; Centre - Val de Loire; Sachsen-Anhalt; Kýpros; Umbria; Abruzzo; Mecklenburg-Vorpommern and Derbyshire and Nottinghamshire

| | score (EU28=0) | peers comparison |
|-------------------------|----------------|------------------|
| Basic dimension | -0.05 | |
| Institutions | 0.14 | |
| Macroeconomic Stability | -0.15 | |
| Infrastructure | -0.23 | |
| Health | -0.21 | |
| Basic Education | 0.21 | |

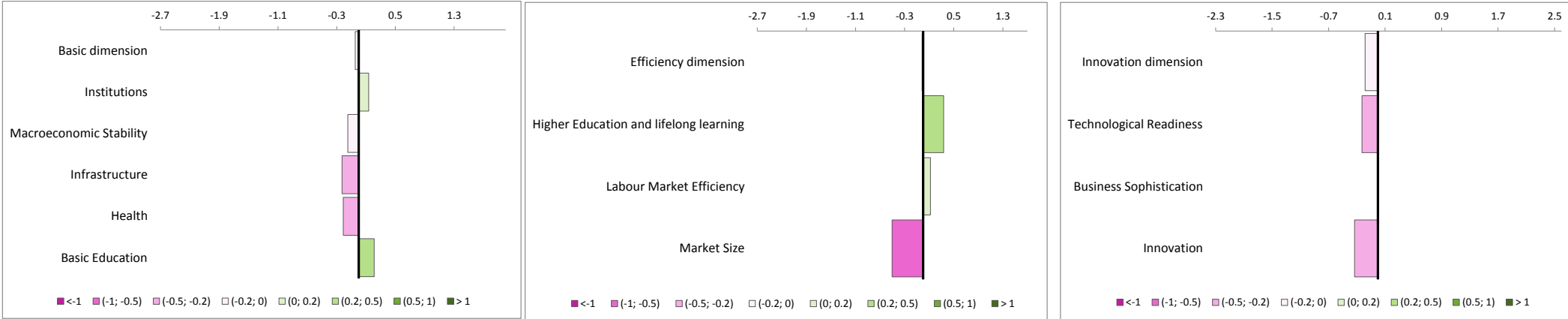
| | score (EU28=0) | peers comparison |
|--|----------------|------------------|
| Efficiency dimension | -0.02 | |
| Higher Education and lifelong learning | 0.33 | |
| Labour Market Efficiency | 0.12 | |
| Market Size | -0.50 | |

| | score (EU28=0) | peers comparison |
|-------------------------|----------------|------------------|
| Innovation dimension | -0.18 | |
| Technological Readiness | -0.23 | |
| Business Sophistication | 0.01 | |
| Innovation | -0.33 | |

Overperforming with respect to its peers

Similar to peers

Underperforming with respect to its peers



* Equal ranking is assigned if the difference in score is equal or below 0.1 on the 0-100 scale

Note: Macroeconomic Stability and Basic Education at the country level

| RCI 2019 | Score | Score 0-100 | Rank* | GDP per head PPS - EU28=100 | Value | Rank | Stage of development (1 = Lowest; 5 = Highest) | 3 |
|----------|-------|-------------|---------|-----------------------------|-------|---------|--|---|
| | -0.02 | 58.90 | 141/268 | | 79 | 171/268 | | |

Peer Regions: Shropshire and Staffordshire; Limousin; Principado de Asturias; Devon; Yugozapaden; Languedoc-Roussillon; Comunidad Valenciana; Picardie; Dolnośląskie; Namur; Eesti; East Yorkshire and Northern Lincolnshire; Lorraine; Jihozápad and Martinique

| | score (EU28=0) | peers comparison |
|-------------------------|----------------|------------------|
| Basic dimension | -0.17 | |
| Institutions | 0.09 | |
| Macroeconomic Stability | -0.15 | |
| Infrastructure | -0.79 | |
| Health | -0.22 | |
| Basic Education | 0.21 | |

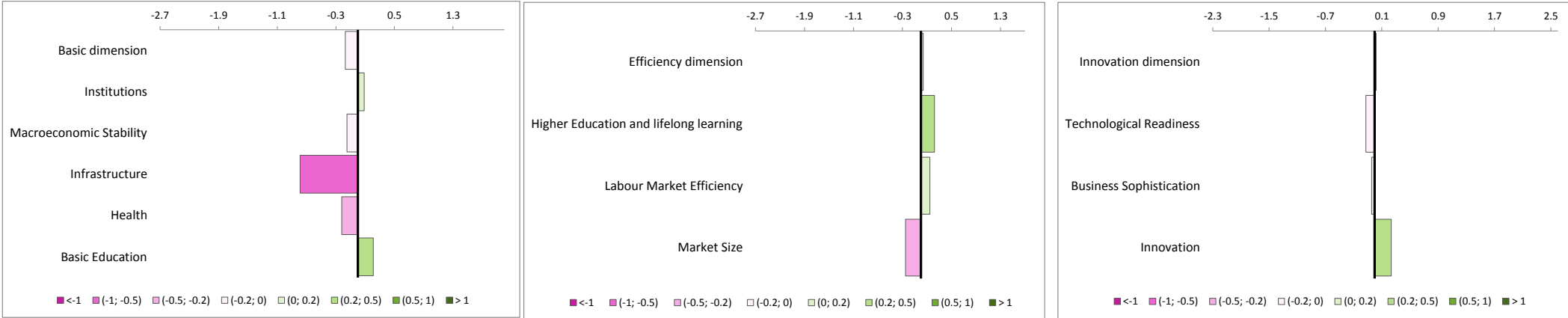
| | score (EU28=0) | peers comparison |
|--|----------------|------------------|
| Efficiency dimension | 0.04 | |
| Higher Education and lifelong learning | 0.22 | |
| Labour Market Efficiency | 0.15 | |
| Market Size | -0.25 | |

| | score (EU28=0) | peers comparison |
|-------------------------|----------------|------------------|
| Innovation dimension | 0.02 | |
| Technological Readiness | -0.13 | |
| Business Sophistication | -0.05 | |
| Innovation | 0.23 | |

Overperforming with respect to its peers

Similar to peers

Underperforming with respect to its peers



* Equal ranking is assigned if the difference in score is equal or below 0.1 on the 0-100 scale

Note: Macroeconomic Stability and Basic Education at the country level

| RCI 2019 | Score | Score 0-100 | Rank* | GDP per head PPS - EU28=100 | Value | Rank | Stage of development (1 = Lowest; 5 = Highest) | 3 |
|----------|-------|-------------|---------|-----------------------------|-------|---------|--|---|
| | -0.10 | 55.89 | 151/268 | | 82 | 158/268 | | |

Peer Regions: Auvergne; Cantabria; Northern Ireland; Dorset and Somerset; Derbyshire and Nottinghamshire; Mecklenburg-Vorpommern; Abruzzo; Algarve; Umbria; Jihovýchod; Kýpros; Galicia; Merseyside; Poitou-Charentes and East Yorkshire and Northern Lincolnshire

| | score (EU28=0) | peers comparison |
|-------------------------|----------------|------------------|
| Basic dimension | -0.16 | |
| Institutions | 0.19 | |
| Macroeconomic Stability | -0.15 | |
| Infrastructure | -0.87 | |
| Health | -0.19 | |
| Basic Education | 0.21 | |

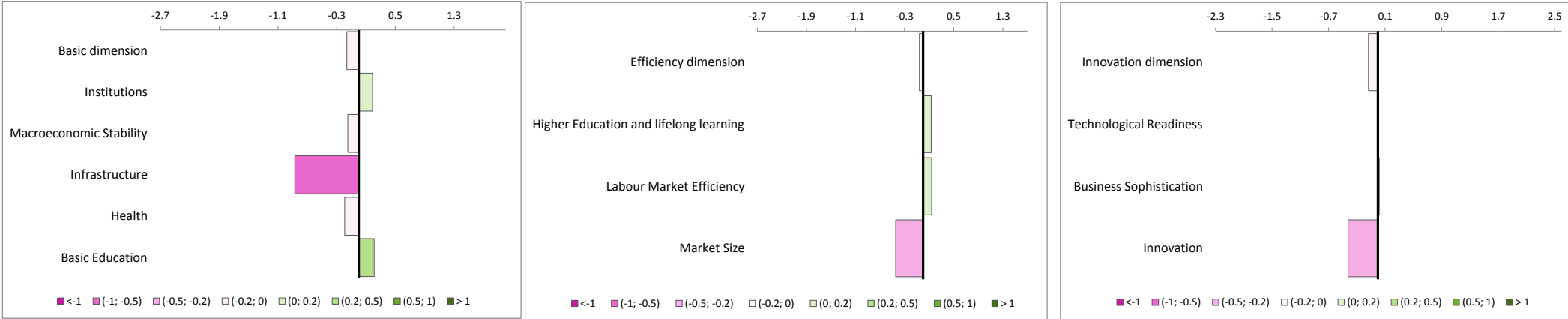
| | score (EU28=0) | peers comparison |
|--|----------------|------------------|
| Efficiency dimension | -0.06 | |
| Higher Education and lifelong learning | 0.13 | |
| Labour Market Efficiency | 0.14 | |
| Market Size | -0.45 | |

| | score (EU28=0) | peers comparison |
|-------------------------|----------------|------------------|
| Innovation dimension | -0.13 | |
| Technological Readiness | 0.00 | |
| Business Sophistication | 0.02 | |
| Innovation | -0.42 | |

Overperforming with respect to its peers

Similar to peers

Underperforming with respect to its peers



* Equal ranking is assigned if the difference in score is equal or below 0.1 on the 0-100 scale

Note: Macroeconomic Stability and Basic Education at the country level

| RCI 2019 | Score | Score 0-100 | Rank* | GDP per head PPS - EU28=100 | Value | Rank | Stage of development (1 = Lowest; 5 = Highest) | 3 |
|----------|-------|-------------|---------|-----------------------------|-------|---------|--|---|
| | 0.06 | 61.95 | 129/268 | | 89 | 129/268 | | |

Peer Regions: Pohjois- ja Itä-Suomi; Thüringen; West Yorkshire; West Midlands; Burgenland; North Yorkshire; Friesland; Drenthe; Bretagne; Sjælland; Kent; Marche; Lüneburg; Aquitaine and Chemnitz

| | score (EU28=0) | peers comparison |
|-------------------------|----------------|------------------|
| Basic dimension | 0.08 | |
| Institutions | 0.22 | |
| Macroeconomic Stability | -0.15 | |
| Infrastructure | 0.35 | |
| Health | -0.23 | |
| Basic Education | 0.21 | |

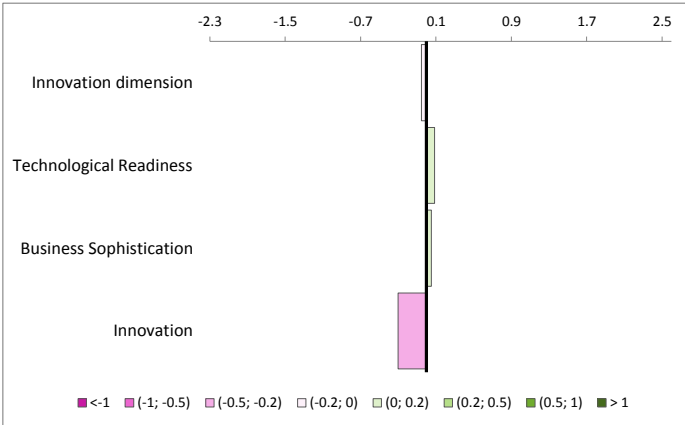
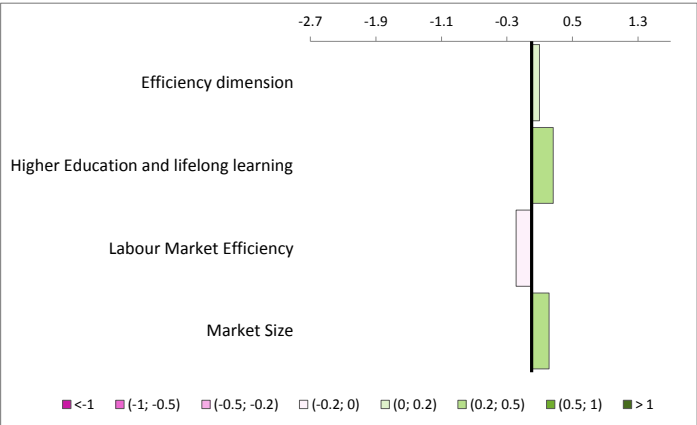
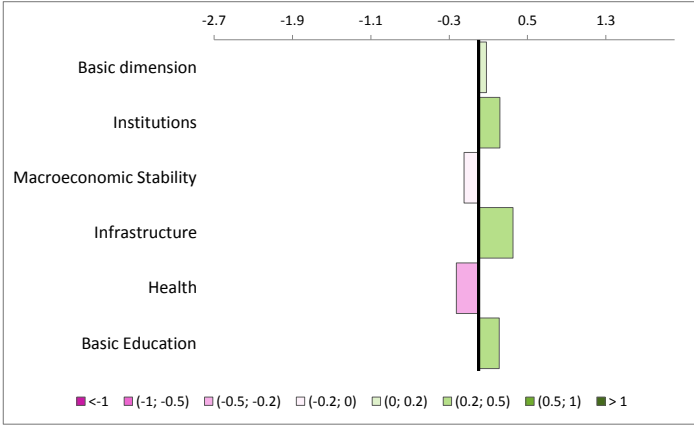
| | score (EU28=0) | peers comparison |
|--|----------------|------------------|
| Efficiency dimension | 0.10 | |
| Higher Education and lifelong learning | 0.27 | |
| Labour Market Efficiency | -0.19 | |
| Market Size | 0.21 | |

| | score (EU28=0) | peers comparison |
|-------------------------|----------------|------------------|
| Innovation dimension | -0.05 | |
| Technological Readiness | 0.09 | |
| Business Sophistication | 0.05 | |
| Innovation | -0.30 | |

Overperforming with respect to its peers

Similar to peers

Underperforming with respect to its peers



* Equal ranking is assigned if the difference in score is equal or below 0.1 on the 0-100 scale

Note: Macroeconomic Stability and Basic Education at the country level

| RCI 2019 | Score | Score 0-100 | Rank* | GDP per head PPS - EU28=100 | Value | Rank | Stage of development (1 = Lowest; 5 = Highest) | 3 |
|----------|-------|-------------|---------|-----------------------------|-------|---------|--|---|
| | 0.00 | 59.59 | 137/268 | | 84 | 148/268 | | |

Peer Regions: Northumberland and Tyne and Wear; Liège; Northern and Western; Poitou-Charentes; Bourgogne; Corse; Kýpros; Castilla y León; Umbria; Abruzzo; Lancashire; Mecklenburg-Vorpommern; Derbyshire and Nottinghamshire; Dorset and Somerset and Centre - Val de Loire

| | score (EU28=0) | peers comparison |
|-------------------------|----------------|------------------|
| Basic dimension | 0.09 | |
| Institutions | 0.14 | |
| Macroeconomic Stability | -0.15 | |
| Infrastructure | 0.61 | |
| Health | -0.38 | |
| Basic Education | 0.21 | |

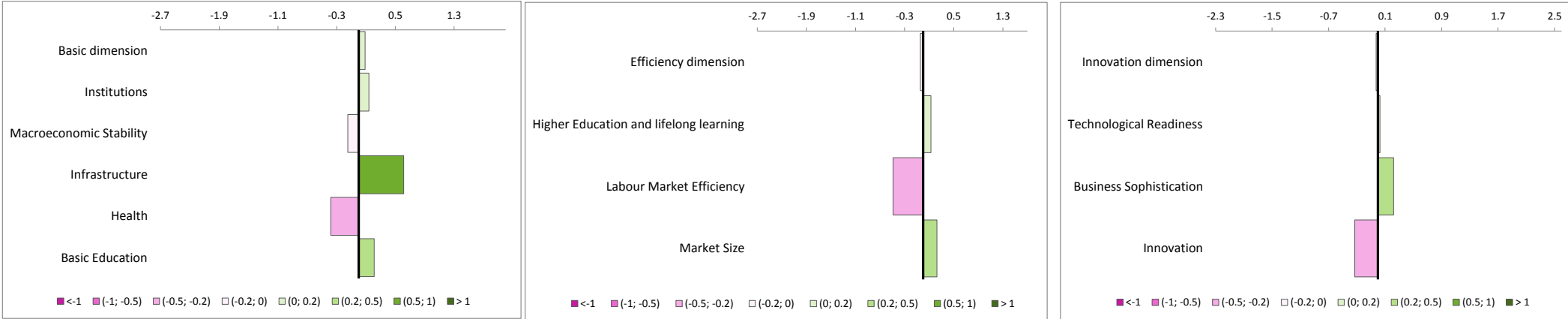
| | score (EU28=0) | peers comparison |
|--|----------------|------------------|
| Efficiency dimension | -0.05 | |
| Higher Education and lifelong learning | 0.13 | |
| Labour Market Efficiency | -0.49 | |
| Market Size | 0.22 | |

| | score (EU28=0) | peers comparison |
|-------------------------|----------------|------------------|
| Innovation dimension | -0.03 | |
| Technological Readiness | 0.03 | |
| Business Sophistication | 0.22 | |
| Innovation | -0.33 | |

Overperforming with respect to its peers

Similar to peers

Underperforming with respect to its peers



* Equal ranking is assigned if the difference in score is equal or below 0.1 on the 0-100 scale

Note: Macroeconomic Stability and Basic Education at the country level

| RCI 2019 | Score | Score 0-100 | Rank* | GDP per head PPS - EU28=100 | Value | Rank | Stage of development (1 = Lowest; 5 = Highest) | 3 |
|----------|-------|-------------|---------|-----------------------------|-------|---------|--|---|
| | -0.02 | 59.17 | 139/268 | | 77 | 175/268 | | |

Peer Regions: Dolnośląskie; Eesti; Languedoc-Roussillon; Lorraine; Yugozapaden; Jihozápad; Martinique ; Shropshire and Staffordshire; Franche-Comté; Canarias; Wielkopolskie; Región de Murcia; Limousin; Hainaut and Principado de Asturias

| | score (EU28=0) | peers comparison |
|-------------------------|----------------|------------------|
| Basic dimension | 0.11 | |
| Institutions | 0.19 | |
| Macroeconomic Stability | -0.15 | |
| Infrastructure | 0.71 | |
| Health | -0.39 | |
| Basic Education | 0.21 | |

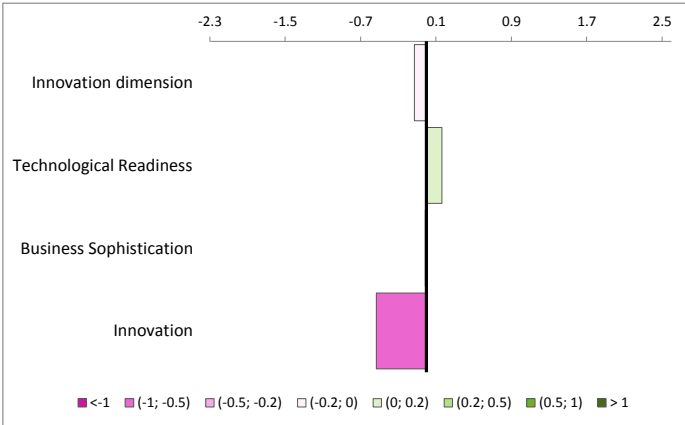
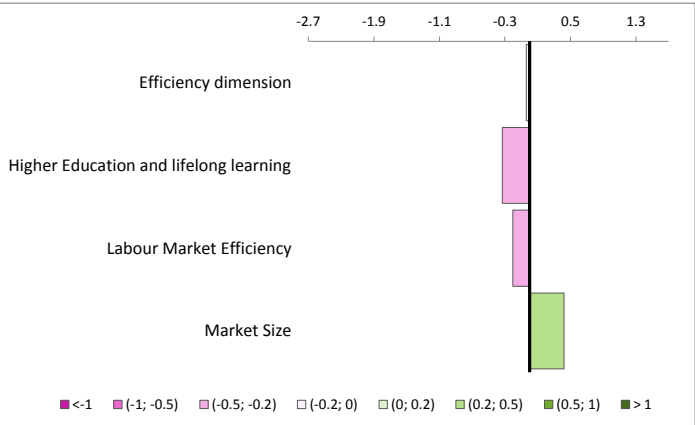
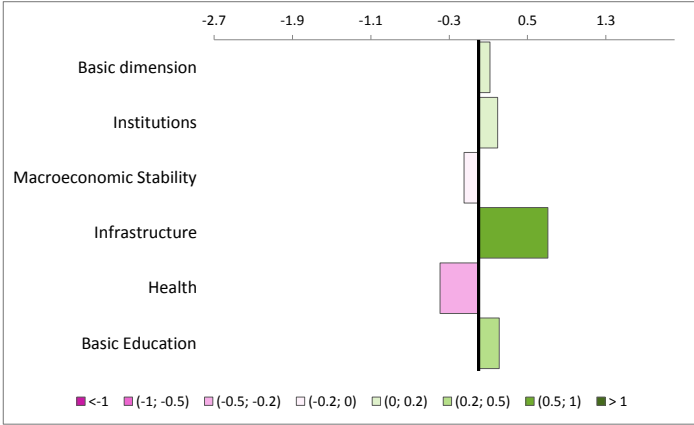
| | score (EU28=0) | peers comparison |
|--|----------------|------------------|
| Efficiency dimension | -0.04 | |
| Higher Education and lifelong learning | -0.33 | |
| Labour Market Efficiency | -0.21 | |
| Market Size | 0.42 | |

| | score (EU28=0) | peers comparison |
|-------------------------|----------------|------------------|
| Innovation dimension | -0.13 | |
| Technological Readiness | 0.16 | |
| Business Sophistication | -0.01 | |
| Innovation | -0.53 | |

Overperforming with respect to its peers

Similar to peers

Underperforming with respect to its peers



* Equal ranking is assigned if the difference in score is equal or below 0.1 on the 0-100 scale

Note: Macroeconomic Stability and Basic Education at the country level

| RCI 2019 | Score | Score 0-100 | Rank* | GDP per head PPS - EU28=100 | Value | Rank | Stage of development (1 = Lowest; 5 = Highest) | 4 |
|----------|-------|-------------|---------|-----------------------------|-------|---------|--|---|
| | 0.25 | 69.15 | 103/268 | | 96 | 113/268 | | |

Peer Regions: Midi-Pyrénées; Etelä-Suomi; Limburg; Illes Balears; Malta; La Rioja; Provence-Alpes-Côte d’Azur; Länsi-Suomi; East Anglia; Dresden; Highlands and Islands; East Wales; Trier; Leicestershire, Rutland and Northamptonshire and Pays de la Loire

| | score (EU28=0) | peers comparison |
|-------------------------|----------------|------------------|
| Basic dimension | 0.13 | |
| Institutions | 0.18 | |
| Macroeconomic Stability | -0.15 | |
| Infrastructure | 0.08 | |
| Health | 0.34 | |
| Basic Education | 0.21 | |

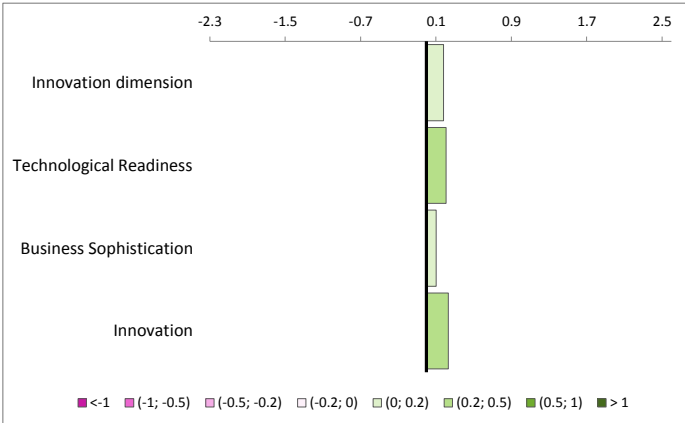
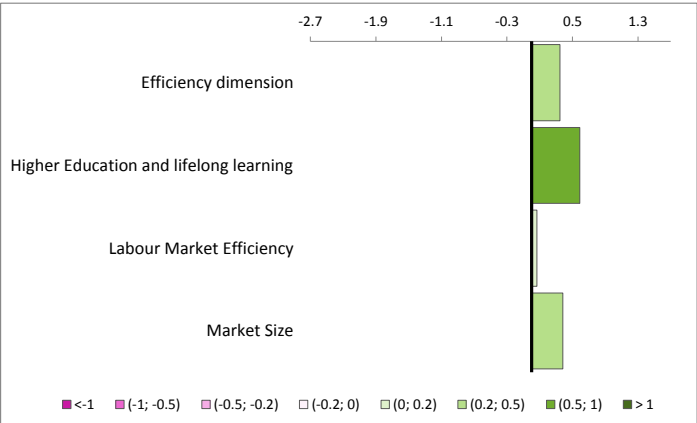
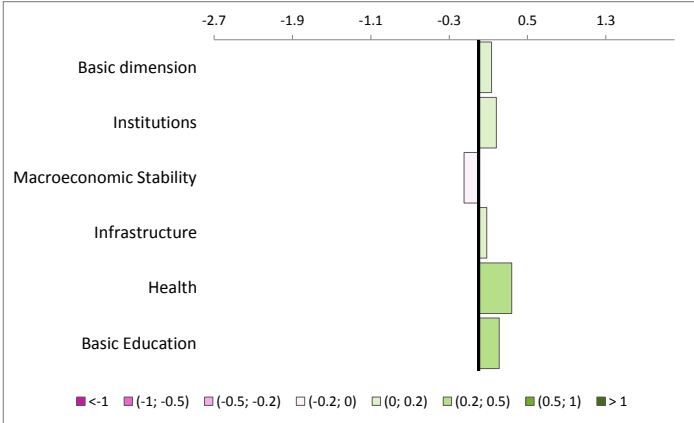
| | score (EU28=0) | peers comparison |
|--|----------------|------------------|
| Efficiency dimension | 0.35 | |
| Higher Education and lifelong learning | 0.59 | |
| Labour Market Efficiency | 0.06 | |
| Market Size | 0.38 | |

| | score (EU28=0) | peers comparison |
|-------------------------|----------------|------------------|
| Innovation dimension | 0.18 | |
| Technological Readiness | 0.21 | |
| Business Sophistication | 0.10 | |
| Innovation | 0.23 | |

Overperforming with respect to its peers

Similar to peers

Underperforming with respect to its peers



* Equal ranking is assigned if the difference in score is equal or below 0.1 on the 0-100 scale

Note: Macroeconomic Stability and Basic Education at the country level

| RCI 2019 | Score | Score 0-100 | Rank* | GDP per head PPS - EU28=100 | Value | Rank | Stage of development (1 = Lowest; 5 = Highest) | 3 | |
|----------|-------|-------------|---------|-----------------------------|-------|---------|--|---|--|
| | -0.21 | 51.89 | 165/268 | | 87 | 139/268 | | | |

Peer Regions: Chemnitz; Lüneburg; Kent; Sjælland; Sachsen-Anhalt; Centre - Val de Loire; Bretagne; Lancashire; Drenthe; Friesland; Castilla y León; Corse; Bourgogne; West Midlands and Northern and Western

| | score (EU28=0) | peers comparison |
|-------------------------|----------------|------------------|
| Basic dimension | 0.12 | |
| Institutions | 0.16 | |
| Macroeconomic Stability | -0.15 | |
| Infrastructure | 0.65 | |
| Health | -0.29 | |
| Basic Education | 0.21 | |

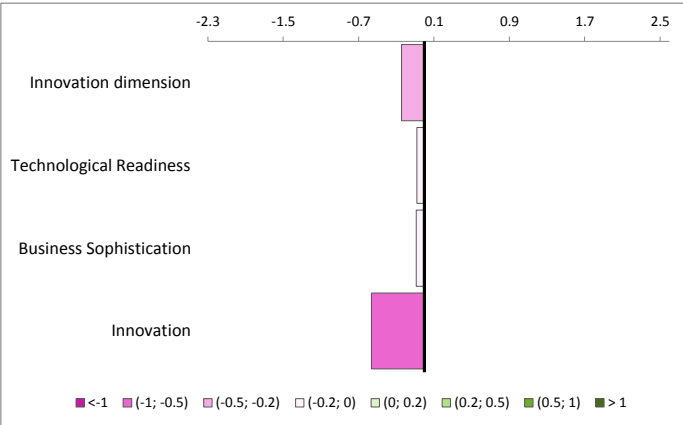
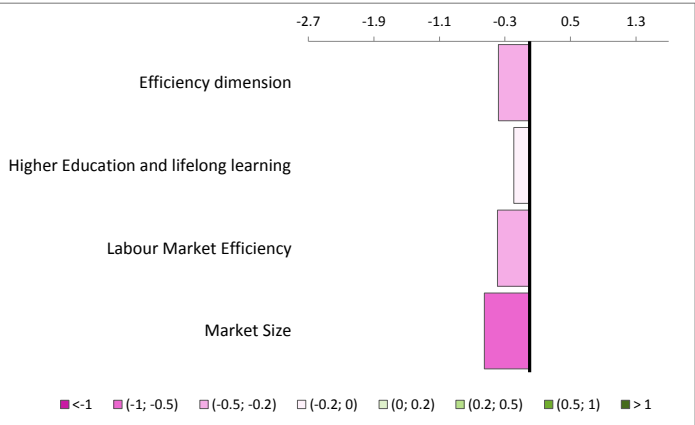
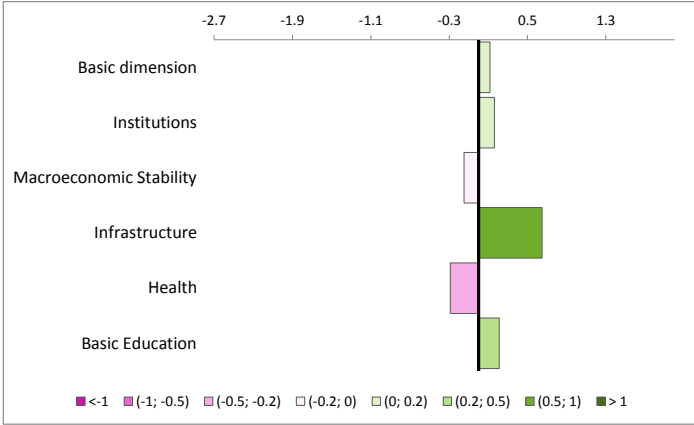
| | score (EU28=0) | peers comparison |
|--|----------------|------------------|
| Efficiency dimension | -0.38 | |
| Higher Education and lifelong learning | -0.19 | |
| Labour Market Efficiency | -0.39 | |
| Market Size | -0.55 | |

| | score (EU28=0) | peers comparison |
|-------------------------|----------------|------------------|
| Innovation dimension | -0.24 | |
| Technological Readiness | -0.08 | |
| Business Sophistication | -0.09 | |
| Innovation | -0.56 | |

Overperforming with respect to its peers

Similar to peers

Underperforming with respect to its peers



* Equal ranking is assigned if the difference in score is equal or below 0.1 on the 0-100 scale

Note: Macroeconomic Stability and Basic Education at the country level

| RCI 2019 | Score | Score 0-100 | Rank* | GDP per head PPS - EU28=100 | Value | Rank | Stage of development (1 = Lowest; 5 = Highest) | 3 |
|----------|-------|-------------|---------|-----------------------------|-------|---------|--|---|
| | 0.02 | 60.68 | 132/268 | | 77 | 178/268 | | |

Peer Regions: Eesti; Jihozápad; Martinique ; Dolnośląskie; Picardie; Languedoc-Roussillon; Yugozapaden; Shropshire and Staffordshire; Canarias; Wielkopolskie; Región de Murcia; Franche-Comté; Hainaut; Notio Aigaio and Limousin

| | score (EU28=0) | peers comparison |
|-------------------------|----------------|------------------|
| Basic dimension | -0.06 | |
| Institutions | 0.11 | |
| Macroeconomic Stability | -0.15 | |
| Infrastructure | -0.42 | |
| Health | -0.05 | |
| Basic Education | 0.21 | |

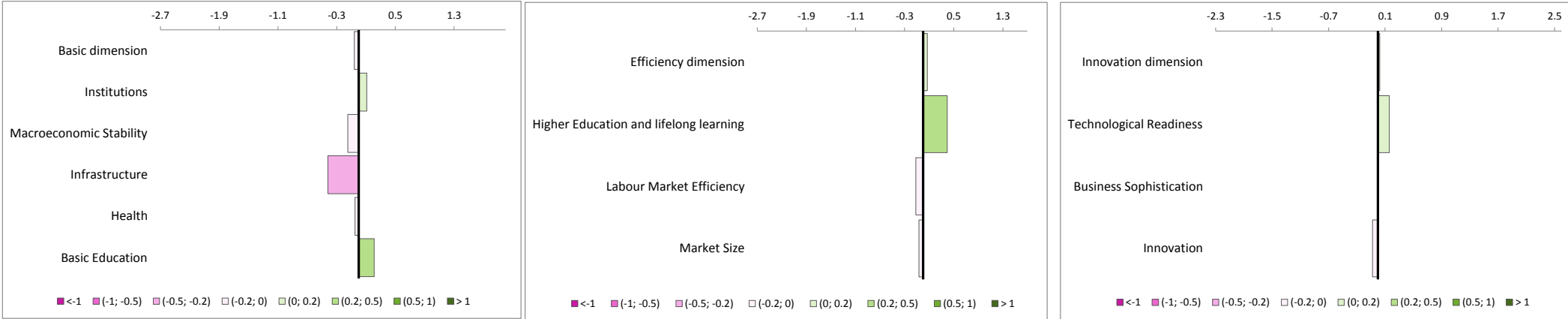
| | score (EU28=0) | peers comparison |
|--|----------------|------------------|
| Efficiency dimension | 0.07 | |
| Higher Education and lifelong learning | 0.39 | |
| Labour Market Efficiency | -0.12 | |
| Market Size | -0.07 | |

| | score (EU28=0) | peers comparison |
|-------------------------|----------------|------------------|
| Innovation dimension | 0.03 | |
| Technological Readiness | 0.16 | |
| Business Sophistication | 0.00 | |
| Innovation | -0.08 | |

Overperforming with respect to its peers

Similar to peers

Underperforming with respect to its peers



* Equal ranking is assigned if the difference in score is equal or below 0.1 on the 0-100 scale

Note: Macroeconomic Stability and Basic Education at the country level

| RCI 2019 | Score | Score 0-100 | Rank* | GDP per head PPS - EU28=100 | Value | Rank | Stage of development (1 = Lowest; 5 = Highest) | 4 |
|----------|-------|-------------|---------|-----------------------------|-------|---------|--|---|
| | 0.17 | 66.23 | 114/268 | | 94 | 118/268 | | |

Peer Regions: Leicestershire, Rutland and Northamptonshire; East Wales; Dresden; Cumbria; East Anglia; Greater Manchester; West Central Scotland; Attiki; Alsace; Midi-Pyrénées; Etelä-Suomi; Limburg; Aquitaine; Illes Balears and Malta

| | score (EU28=0) | peers comparison |
|-------------------------|----------------|------------------|
| Basic dimension | 0.01 | |
| Institutions | 0.35 | |
| Macroeconomic Stability | -0.15 | |
| Infrastructure | -0.38 | |
| Health | 0.00 | |
| Basic Education | 0.21 | |

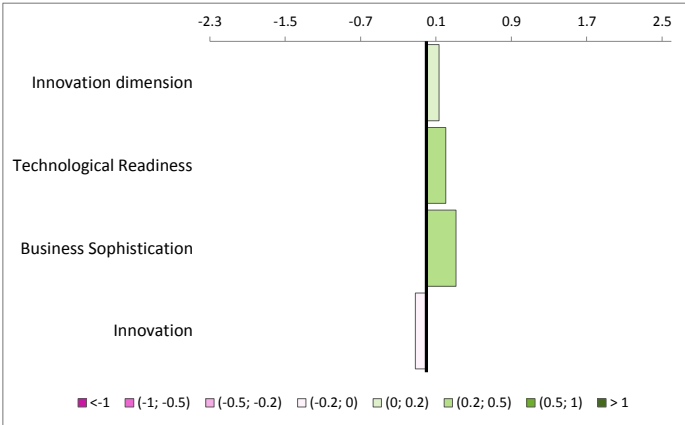
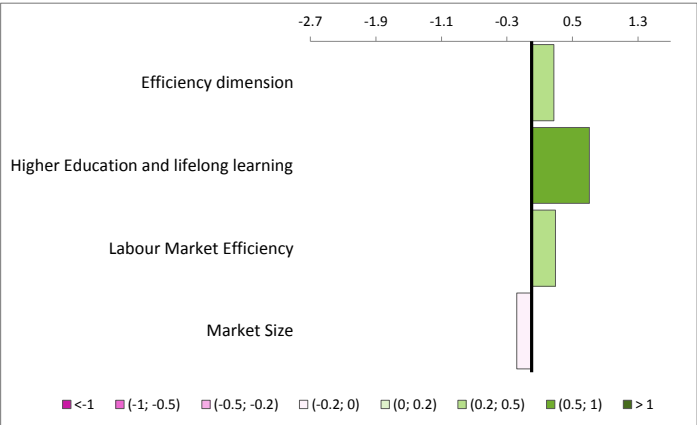
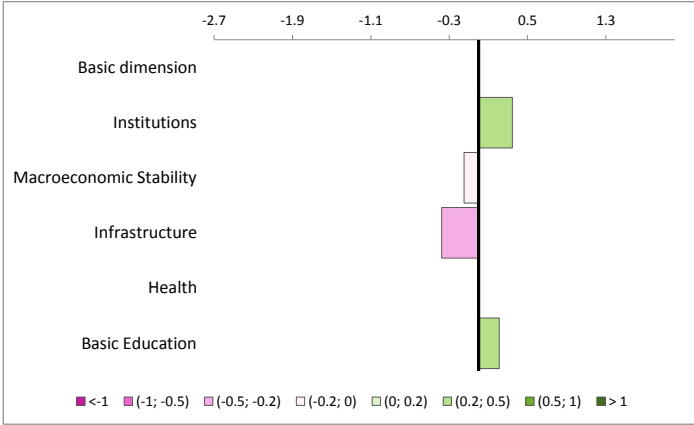
| | score (EU28=0) | peers comparison |
|--|----------------|------------------|
| Efficiency dimension | 0.27 | |
| Higher Education and lifelong learning | 0.71 | |
| Labour Market Efficiency | 0.29 | |
| Market Size | -0.18 | |

| | score (EU28=0) | peers comparison |
|-------------------------|----------------|------------------|
| Innovation dimension | 0.13 | |
| Technological Readiness | 0.21 | |
| Business Sophistication | 0.31 | |
| Innovation | -0.12 | |

Overperforming with respect to its peers

Similar to peers

Underperforming with respect to its peers



* Equal ranking is assigned if the difference in score is equal or below 0.1 on the 0-100 scale

Note: Macroeconomic Stability and Basic Education at the country level

| RCI 2019 | Score | Score 0-100 | Rank* | GDP per head PPS - EU28=100 | Value | Rank | Stage of development (1 = Lowest; 5 = Highest) | 3 |
|----------|-------|-------------|---------|-----------------------------|-------|---------|--|---|
| | 0.11 | 63.84 | 123/268 | | 88 | 134/268 | | |

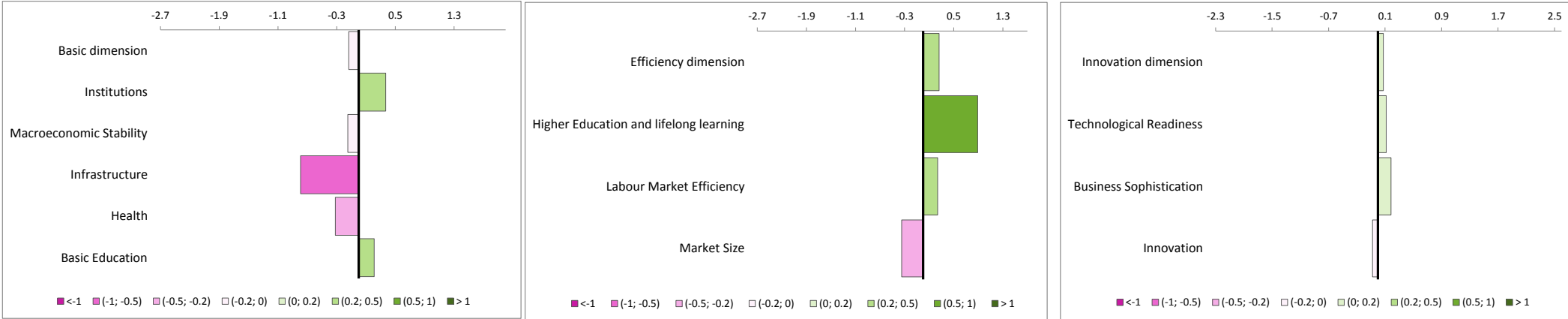
Peer Regions: Drenthe; Friesland; Sjælland; Kent; Lüneburg; West Midlands; Chemnitz; Pohjois- ja Itä-Suomi; Haute-Normandie; Thüringen; Champagne-Ardenne; West Yorkshire; Burgenland; North Yorkshire and Sachsen-Anhalt

| | score (EU28=0) | peers comparison |
|-------------------------|----------------|------------------|
| Basic dimension | -0.14 | |
| Institutions | 0.37 | |
| Macroeconomic Stability | -0.15 | |
| Infrastructure | -0.79 | |
| Health | -0.32 | |
| Basic Education | 0.21 | |

| | score (EU28=0) | peers comparison |
|--|----------------|------------------|
| Efficiency dimension | 0.26 | |
| Higher Education and lifelong learning | 0.89 | |
| Labour Market Efficiency | 0.24 | |
| Market Size | -0.35 | |

| | score (EU28=0) | peers comparison |
|-------------------------|----------------|------------------|
| Innovation dimension | 0.07 | |
| Technological Readiness | 0.12 | |
| Business Sophistication | 0.18 | |
| Innovation | -0.08 | |

- Overperforming with respect to its peers
- Similar to peers
- Underperforming with respect to its peers



* Equal ranking is assigned if the difference in score is equal or below 0.1 on the 0-100 scale

Note: Macroeconomic Stability and Basic Education at the country level

| RCI 2019 | Score | Score 0-100 | Rank* | GDP per head PPS - EU28=100 | Value | Rank | Stage of development (1 = Lowest; 5 = Highest) | 4 |
|----------|-------|-------------|---------|-----------------------------|-------|---------|--|---|
| | 0.12 | 64.23 | 121/268 | | 91 | 123/268 | | |

Peer Regions: Marche; Attiki; West Central Scotland; North Yorkshire; Greater Manchester; Burgenland; Cumbria; West Yorkshire; Thüringen; Haute-Normandie; Pohjois- ja Itä-Suomi; West Midlands; Pays de la Loire; Friesland and Leicestershire, Rutland and Northamptonshire

| | score (EU28=0) | peers comparison |
|-------------------------|----------------|------------------|
| Basic dimension | 0.01 | |
| Institutions | 0.33 | |
| Macroeconomic Stability | -0.15 | |
| Infrastructure | -0.37 | |
| Health | 0.04 | |
| Basic Education | 0.21 | |

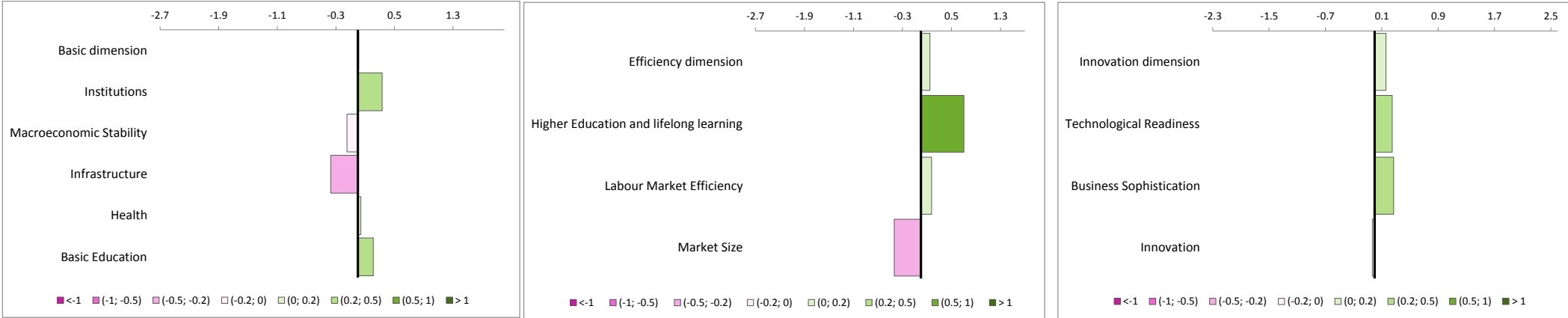
| | score (EU28=0) | peers comparison |
|--|----------------|------------------|
| Efficiency dimension | 0.15 | |
| Higher Education and lifelong learning | 0.70 | |
| Labour Market Efficiency | 0.17 | |
| Market Size | -0.43 | |

| | score (EU28=0) | peers comparison |
|-------------------------|----------------|------------------|
| Innovation dimension | 0.16 | |
| Technological Readiness | 0.25 | |
| Business Sophistication | 0.27 | |
| Innovation | -0.03 | |

Overperforming with respect to its peers

Similar to peers

Underperforming with respect to its peers



* Equal ranking is assigned if the difference in score is equal or below 0.1 on the 0-100 scale

Note: Macroeconomic Stability and Basic Education at the country level

| RCI 2019 | Score | Score 0-100 | Rank* | GDP per head PPS - EU28=100 | Value | Rank | Stage of development (1 = Lowest; 5 = Highest) | 3 |
|----------|-------|-------------|---------|-----------------------------|-------|---------|--|---|
| | -0.09 | 56.31 | 148/268 | | 79 | 170/268 | | |

Peer Regions: Principado de Asturias; Devon; Comunidad Valenciana; Franche-Comté; Namur; East Yorkshire and Northern Lincolnshire; Shropshire and Staffordshire; Merseyside; Galicia; Jihovýchod; Yugozapaden; Languedoc-Roussillon; Algarve; Picardie and Dolnośląskie

| | score (EU28=0) | peers comparison |
|-------------------------|----------------|------------------|
| Basic dimension | -0.18 | |
| Institutions | 0.30 | |
| Macroeconomic Stability | -0.15 | |
| Infrastructure | -1.03 | |
| Health | -0.24 | |
| Basic Education | 0.21 | |

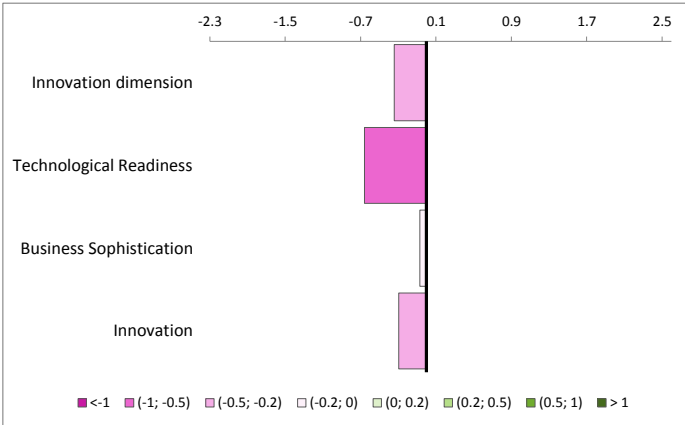
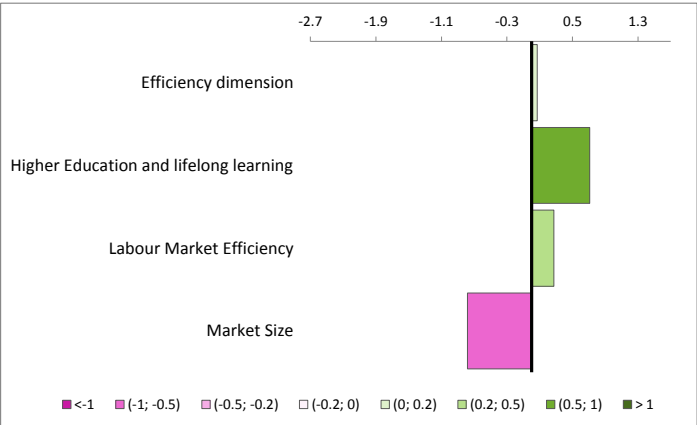
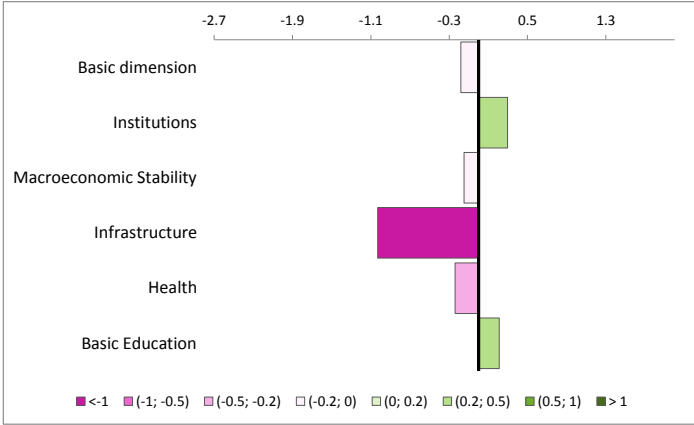
| | score (EU28=0) | peers comparison |
|--|----------------|------------------|
| Efficiency dimension | 0.07 | |
| Higher Education and lifelong learning | 0.71 | |
| Labour Market Efficiency | 0.27 | |
| Market Size | -0.78 | |

| | score (EU28=0) | peers comparison |
|-------------------------|----------------|------------------|
| Innovation dimension | -0.34 | |
| Technological Readiness | -0.66 | |
| Business Sophistication | -0.07 | |
| Innovation | -0.30 | |

Overperforming with respect to its peers

Similar to peers

Underperforming with respect to its peers



* Equal ranking is assigned if the difference in score is equal or below 0.1 on the 0-100 scale

Note: Macroeconomic Stability and Basic Education at the country level

| RCI 2019 | Score | Score 0-100 | Rank* | GDP per head PPS - EU28=100 | Value | Rank | Stage of development (1 = Lowest; 5 = Highest) | 3 |
|----------|-------|-------------|---------|-----------------------------|-------|---------|--|---|
| | -0.12 | 55.45 | 153/268 | | 84 | 150/268 | | |

Peer Regions: Liège; Kýpros; Nord-Pas de Calais; Northumberland and Tyne and Wear; Umbria; Northern and Western; Abruzzo; Bourgogne; Mecklenburg-Vorpommern; Derbyshire and Nottinghamshire; Corse; Dorset and Somerset; Castilla y León; Lancashire and Auvergne

| | score (EU28=0) | peers comparison |
|-------------------------|----------------|------------------|
| Basic dimension | -0.16 | |
| Institutions | 0.15 | |
| Macroeconomic Stability | -0.15 | |
| Infrastructure | -0.78 | |
| Health | -0.25 | |
| Basic Education | 0.21 | |

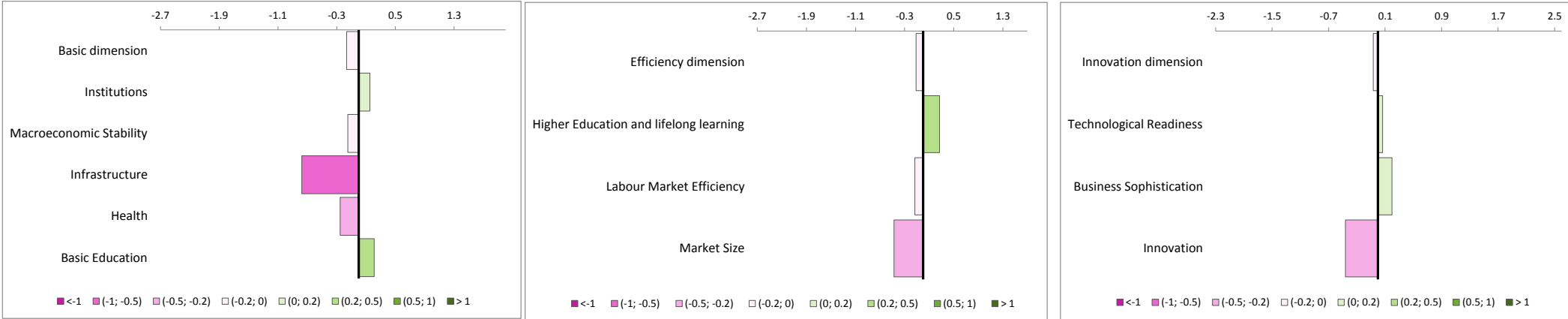
| | score (EU28=0) | peers comparison |
|--|----------------|------------------|
| Efficiency dimension | -0.11 | |
| Higher Education and lifelong learning | 0.27 | |
| Labour Market Efficiency | -0.13 | |
| Market Size | -0.47 | |

| | score (EU28=0) | peers comparison |
|-------------------------|----------------|------------------|
| Innovation dimension | -0.07 | |
| Technological Readiness | 0.06 | |
| Business Sophistication | 0.20 | |
| Innovation | -0.46 | |

Overperforming with respect to its peers

Similar to peers

Underperforming with respect to its peers



* Equal ranking is assigned if the difference in score is equal or below 0.1 on the 0-100 scale

Note: Macroeconomic Stability and Basic Education at the country level

| RCI 2019 | Score | Score 0-100 | Rank* | GDP per head PPS - EU28=100 | Value | Rank | Stage of development (1 = Lowest; 5 = Highest) | 3 |
|----------|-------|-------------|---------|-----------------------------|-------|---------|--|---|
| | -0.09 | 56.35 | 148/268 | | 77 | 174/268 | | |

Peer Regions: Yugozapaden; Picardie; Dolnośląskie; Eesti; Lorraine; Shropshire and Staffordshire; Jihozápad; Martinique ; Franche-Comté; Limousin; Principado de Asturias; Canarias; Devon; Wielkopolskie and Región de Murcia

| | score (EU28=0) | peers comparison |
|-------------------------|----------------|------------------|
| Basic dimension | -0.05 | |
| Institutions | 0.06 | |
| Macroeconomic Stability | -0.15 | |
| Infrastructure | -0.30 | |
| Health | -0.09 | |
| Basic Education | 0.21 | |

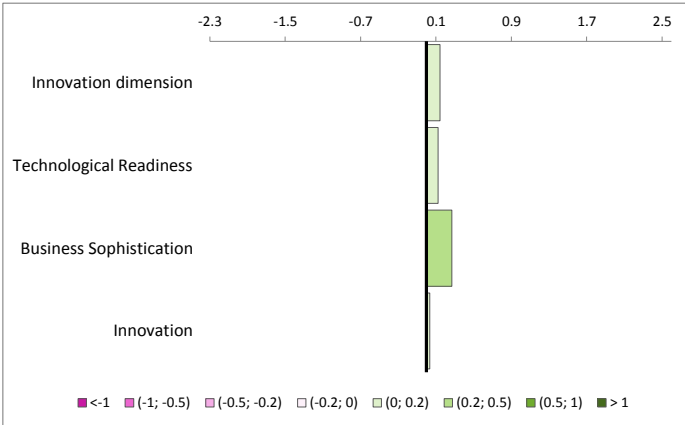
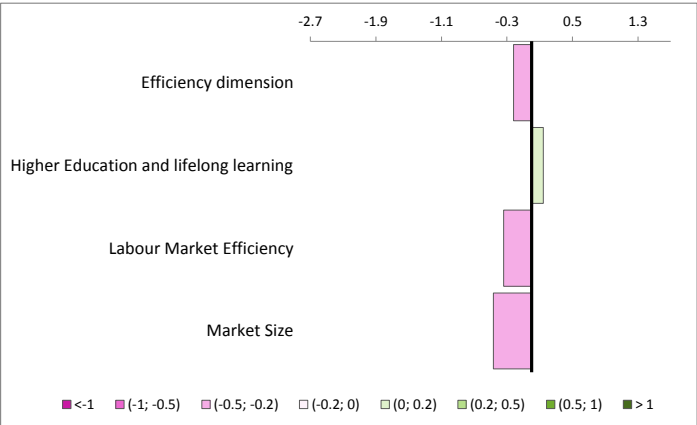
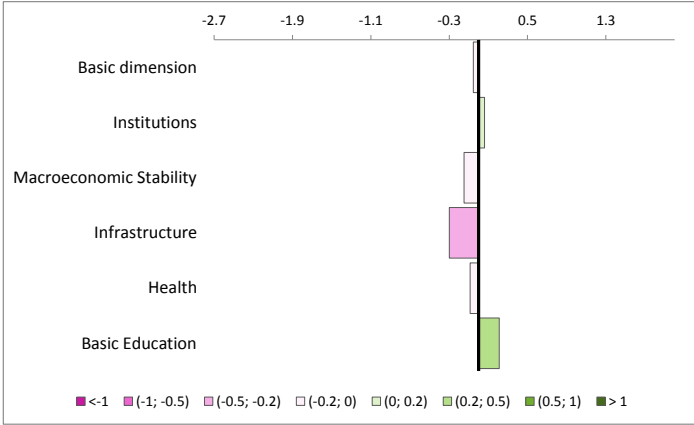
| | score (EU28=0) | peers comparison |
|--|----------------|------------------|
| Efficiency dimension | -0.22 | |
| Higher Education and lifelong learning | 0.14 | |
| Labour Market Efficiency | -0.34 | |
| Market Size | -0.47 | |

| | score (EU28=0) | peers comparison |
|-------------------------|----------------|------------------|
| Innovation dimension | 0.14 | |
| Technological Readiness | 0.12 | |
| Business Sophistication | 0.27 | |
| Innovation | 0.03 | |

Overperforming with respect to its peers

Similar to peers

Underperforming with respect to its peers



* Equal ranking is assigned if the difference in score is equal or below 0.1 on the 0-100 scale

Note: Macroeconomic Stability and Basic Education at the country level

| RCI 2019 | Score | Score 0-100 | Rank* | GDP per head PPS - EU28=100 | Value | Rank | Stage of development (1 = Lowest; 5 = Highest) | 4 |
|----------|-------|-------------|---------|-----------------------------|-------|---------|--|---|
| | 0.22 | 68.07 | 107/268 | | 96 | 112/268 | | |

Peer Regions: Etelä-Suomi; Alsace; Limburg; Illes Balears; Malta; La Rioja; Provence-Alpes-Côte d’Azur; Länsi-Suomi; East Anglia; Highlands and Islands; Dresden; East Wales; Trier; Leicestershire, Rutland and Northamptonshire and Pays de la Loire

| | score (EU28=0) | peers comparison |
|-------------------------|----------------|------------------|
| Basic dimension | 0.02 | |
| Institutions | 0.21 | |
| Macroeconomic Stability | -0.15 | |
| Infrastructure | -0.39 | |
| Health | 0.24 | |
| Basic Education | 0.21 | |

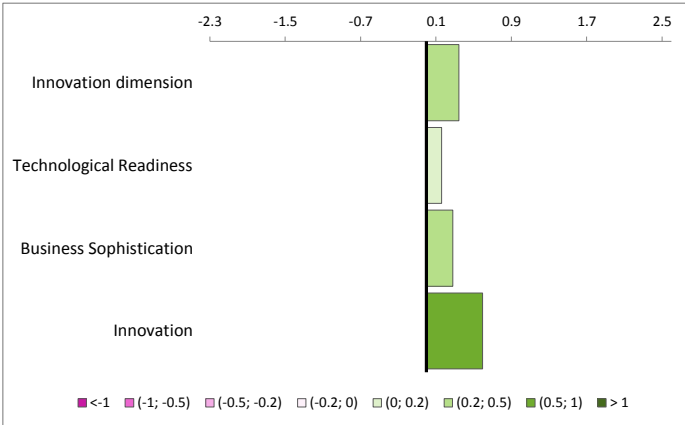
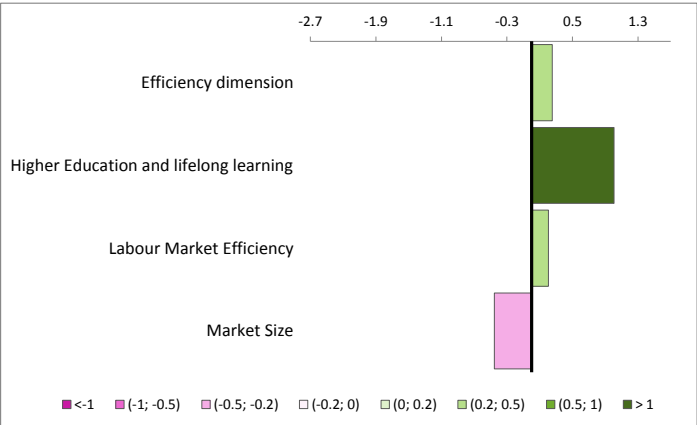
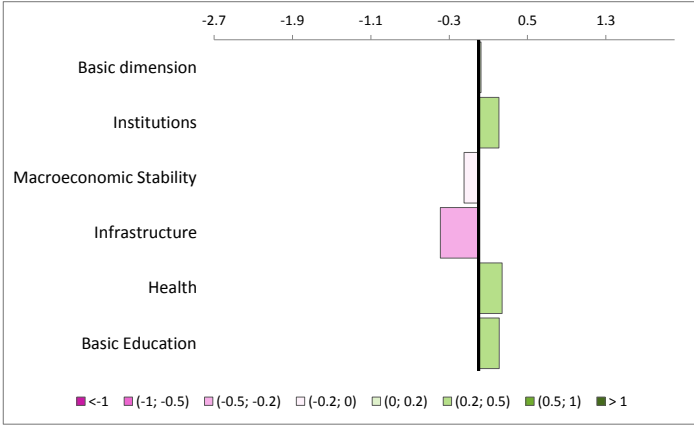
| | score (EU28=0) | peers comparison |
|--|----------------|------------------|
| Efficiency dimension | 0.25 | |
| Higher Education and lifelong learning | 1.01 | |
| Labour Market Efficiency | 0.21 | |
| Market Size | -0.46 | |

| | score (EU28=0) | peers comparison |
|-------------------------|----------------|------------------|
| Innovation dimension | 0.34 | |
| Technological Readiness | 0.16 | |
| Business Sophistication | 0.28 | |
| Innovation | 0.59 | |

Overperforming with respect to its peers

Similar to peers

Underperforming with respect to its peers



* Equal ranking is assigned if the difference in score is equal or below 0.1 on the 0-100 scale

Note: Macroeconomic Stability and Basic Education at the country level

| RCI 2019 | Score | Score 0-100 | Rank* | GDP per head PPS - EU28=100 | Value | Rank | Stage of development (1 = Lowest; 5 = Highest) | 3 |
|----------|-------|-------------|---------|-----------------------------|-------|---------|--|---|
| | 0.00 | 59.80 | 136/268 | | 82 | 157/268 | | |

Peer Regions: Basse-Normandie ; Cantabria; Dorset and Somerset; Northern Ireland; Derbyshire and Nottinghamshire; Mecklenburg-Vorpommern; Abruzzo; Umbria; Algarve; Kýpros; Jihovýchod; Poitou-Charentes; Galicia; Merseyside and Liège

| | score (EU28=0) | peers comparison |
|-------------------------|----------------|------------------|
| Basic dimension | -0.15 | |
| Institutions | 0.21 | |
| Macroeconomic Stability | -0.15 | |
| Infrastructure | -0.85 | |
| Health | -0.17 | |
| Basic Education | 0.21 | |

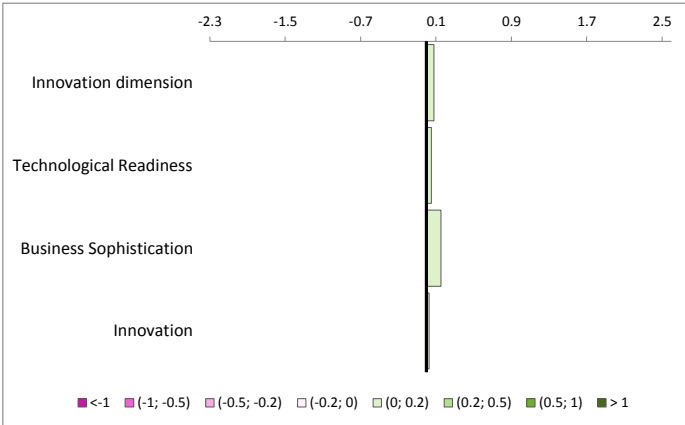
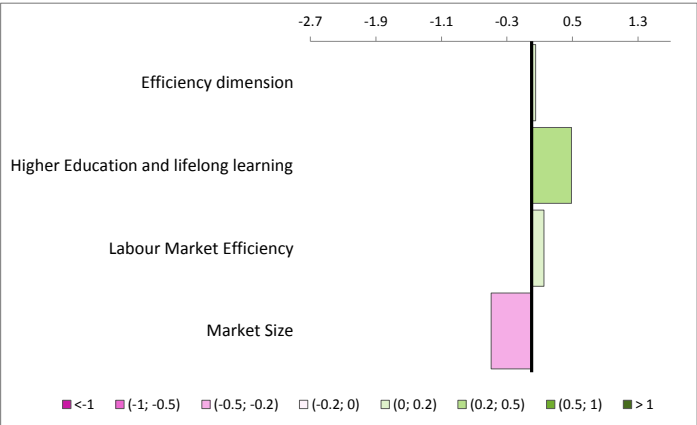
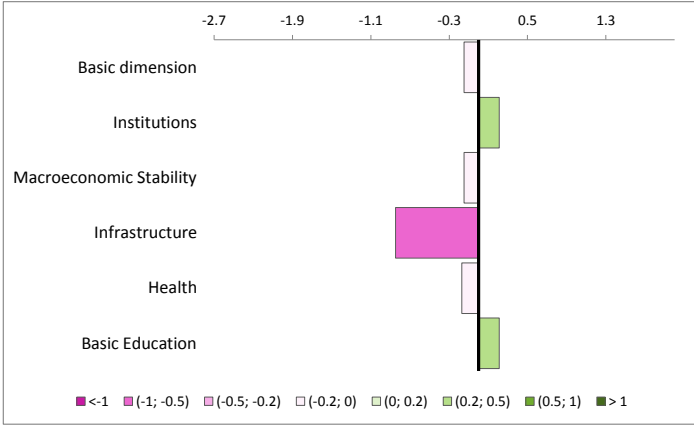
| | score (EU28=0) | peers comparison |
|--|----------------|------------------|
| Efficiency dimension | 0.05 | |
| Higher Education and lifelong learning | 0.49 | |
| Labour Market Efficiency | 0.15 | |
| Market Size | -0.49 | |

| | score (EU28=0) | peers comparison |
|-------------------------|----------------|------------------|
| Innovation dimension | 0.08 | |
| Technological Readiness | 0.05 | |
| Business Sophistication | 0.15 | |
| Innovation | 0.03 | |

Overperforming with respect to its peers

Similar to peers

Underperforming with respect to its peers



* Equal ranking is assigned if the difference in score is equal or below 0.1 on the 0-100 scale

Note: Macroeconomic Stability and Basic Education at the country level

| RCI 2019 | Score | Score 0-100 | Rank* | GDP per head PPS - EU28=100 | Value | Rank | Stage of development (1 = Lowest; 5 = Highest) | 4 |
|----------|-------|-------------|--------|-----------------------------|-------|--------|--|---|
| | 0.37 | 73.52 | 87/268 | | 104 | 90/268 | | |

Peer Regions: Friuli-Venezia Giulia; Münster; Gießen; Småland med öarna; Mellersta Norrland; Sydsverige; Közép-Magyarország (Budapest and its commuting zone); Toscana; Östra Mellansverige; Berlin and its commuting zone; Overijssel; Hampshire and Isle of Wight; Liguria; Zeeland and Piemonte

| | score (EU28=0) | peers comparison |
|-------------------------|----------------|------------------|
| Basic dimension | 0.16 | |
| Institutions | 0.28 | |
| Macroeconomic Stability | -0.15 | |
| Infrastructure | 0.02 | |
| Health | 0.43 | |
| Basic Education | 0.21 | |

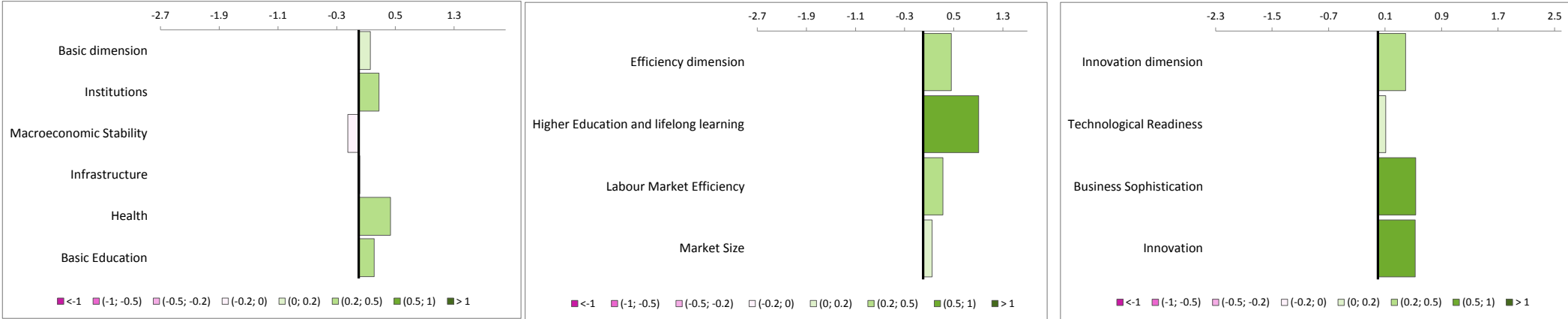
| | score (EU28=0) | peers comparison |
|--|----------------|------------------|
| Efficiency dimension | 0.46 | |
| Higher Education and lifelong learning | 0.90 | |
| Labour Market Efficiency | 0.32 | |
| Market Size | 0.15 | |

| | score (EU28=0) | peers comparison |
|-------------------------|----------------|------------------|
| Innovation dimension | 0.39 | |
| Technological Readiness | 0.11 | |
| Business Sophistication | 0.53 | |
| Innovation | 0.53 | |

Overperforming with respect to its peers

Similar to peers

Underperforming with respect to its peers



* Equal ranking is assigned if the difference in score is equal or below 0.1 on the 0-100 scale

Note: Macroeconomic Stability and Basic Education at the country level

| RCI 2019 | Score | Score 0-100 | Rank* | GDP per head PPS - EU28=100 | Value | Rank | Stage of development (1 = Lowest; 5 = Highest) | 4 |
|----------|-------|-------------|---------|--------------------------------|-------|---------|---|---|
| | 0.12 | 64.28 | 121/268 | | 97 | 106/268 | | |

Peer Regions: Länsi-Suomi; La Rioja; Malta; Illes Balears; Limburg; Highlands and Islands; Etelä-Suomi; Midi-Pyrénées; Alsace; Trier; East Anglia; Dresden; Norra Mellansverige; East Wales and Leicestershire, Rutland and Northamptonshire

| | score (EU28=0) | peers comparison |
|-------------------------|-------------------|------------------|
| Basic dimension | 0.10 | |
| Institutions | 0.10 | |
| Macroeconomic Stability | -0.15 | |
| Infrastructure | 0.21 | |
| Health | 0.12 | |
| Basic Education | 0.21 | |

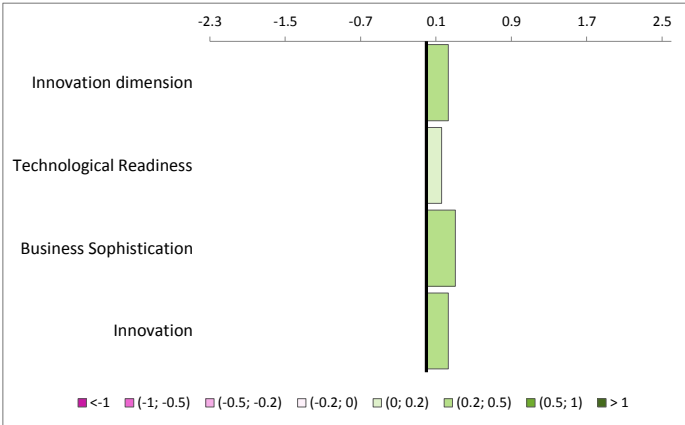
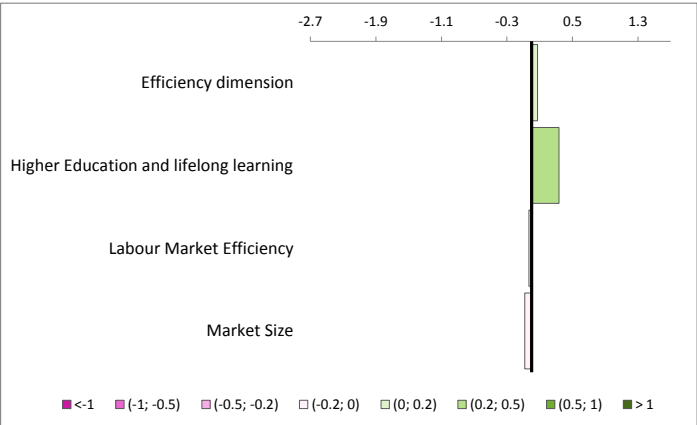
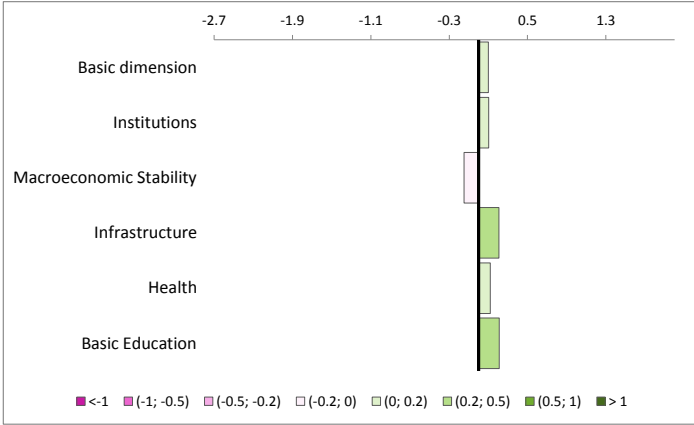
| | score (EU28=0) | peers comparison |
|--|-------------------|------------------|
| Efficiency dimension | 0.07 | |
| Higher Education and lifelong learning | 0.34 | |
| Labour Market Efficiency | -0.03 | |
| Market Size | -0.08 | |

| | score (EU28=0) | peers comparison |
|-------------------------|-------------------|------------------|
| Innovation dimension | 0.23 | |
| Technological Readiness | 0.16 | |
| Business Sophistication | 0.30 | |
| Innovation | 0.23 | |

Overperforming with respect to its peers

Similar to peers

Underperforming with respect to its peers



* Equal ranking is assigned if the difference in score is equal or below 0.1 on the 0-100 scale

Note: Macroeconomic Stability and Basic Education at the country level

| RCI 2019 | Score | Score 0-100 | Rank* | GDP per head PPS - EU28=100 | Value | Rank | Stage of development (1 = Lowest; 5 = Highest) | 3 |
|----------|-------|-------------|---------|-----------------------------|-------|---------|--|---|
| | -0.44 | 43.26 | 185/268 | | 85 | 144/268 | | |

Peer Regions: Bourgogne; Castilla y León; Northern and Western; Lancashire; Northumberland and Tyne and Wear; Nord-Pas de Calais; Liège; Centre - Val de Loire; Poitou-Charentes; Sachsen-Anhalt; Kýpros; Umbria; Abruzzo; Mecklenburg-Vorpommern and Derbyshire and Nottinghamshire

| | score (EU28=0) | peers comparison |
|-------------------------|----------------|------------------|
| Basic dimension | -0.28 | |
| Institutions | 0.03 | |
| Macroeconomic Stability | -0.15 | |
| Infrastructure | -1.29 | |
| Health | -0.19 | |
| Basic Education | 0.21 | |

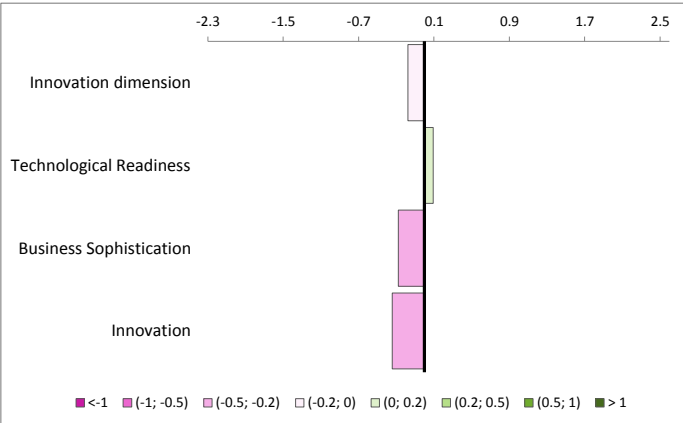
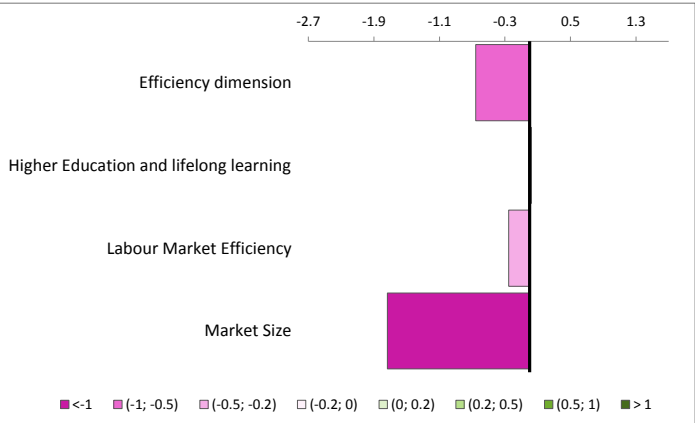
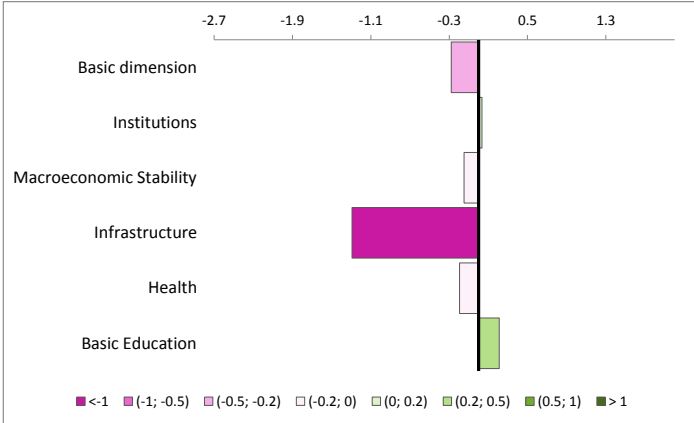
| | score (EU28=0) | peers comparison |
|--|----------------|------------------|
| Efficiency dimension | -0.66 | |
| Higher Education and lifelong learning | 0.02 | |
| Labour Market Efficiency | -0.26 | |
| Market Size | -1.74 | |

| | score (EU28=0) | peers comparison |
|-------------------------|----------------|------------------|
| Innovation dimension | -0.18 | |
| Technological Readiness | 0.09 | |
| Business Sophistication | -0.28 | |
| Innovation | -0.34 | |

Overperforming with respect to its peers

Similar to peers

Underperforming with respect to its peers



* Equal ranking is assigned if the difference in score is equal or below 0.1 on the 0-100 scale

Note: Macroeconomic Stability and Basic Education at the country level

| RCI 2019 | Score | Score 0-100 | Rank* | GDP per head PPS - EU28=100 | Value | Rank | Stage of development (1 = Lowest; 5 = Highest) | 2 |
|----------|-------|-------------|---------|-----------------------------|-------|---------|--|---|
| | -0.84 | 28.54 | 225/268 | | 72 | 195/268 | | |

Peer Regions: Basilicata; Śląskie; Tees Valley and Durham; Střední Morava; Alentejo; Lincolnshire; Castilla-La Mancha; Nyugat-Dunántúl; Moravskoslezsko; Ciudad Autónoma de Ceuta; Região Autónoma da Madeira; Severovýchod; Západné Slovensko; South Yorkshire and Luxembourg

| | score (EU28=0) | peers comparison |
|-------------------------|----------------|------------------|
| Basic dimension | -0.63 | |
| Institutions | -0.50 | |
| Macroeconomic Stability | -0.15 | |
| Infrastructure | -0.94 | |
| Health | -1.79 | |
| Basic Education | 0.21 | |

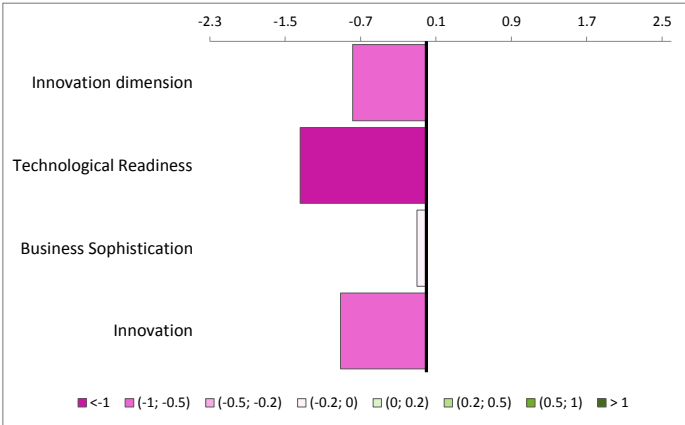
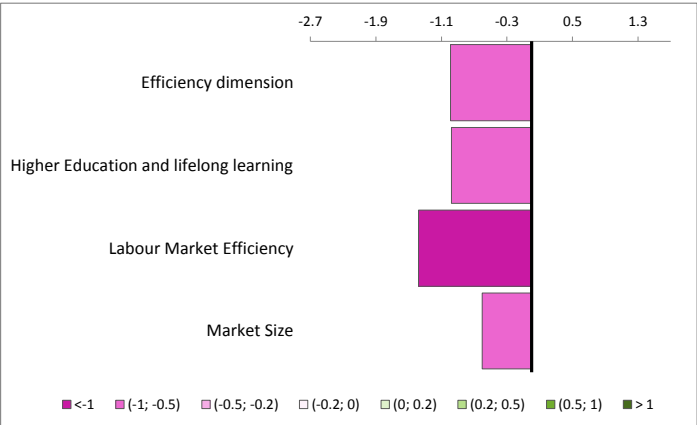
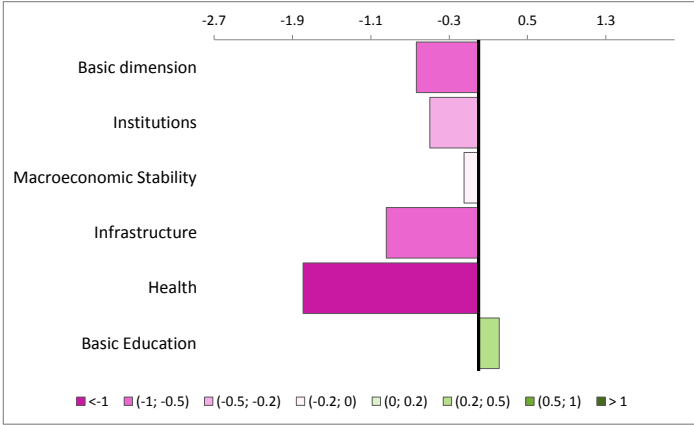
| | score (EU28=0) | peers comparison |
|--|----------------|------------------|
| Efficiency dimension | -0.99 | |
| Higher Education and lifelong learning | -0.98 | |
| Labour Market Efficiency | -1.38 | |
| Market Size | -0.60 | |

| | score (EU28=0) | peers comparison |
|-------------------------|----------------|------------------|
| Innovation dimension | -0.79 | |
| Technological Readiness | -1.34 | |
| Business Sophistication | -0.10 | |
| Innovation | -0.91 | |

Overperforming with respect to its peers

Similar to peers

Underperforming with respect to its peers



* Equal ranking is assigned if the difference in score is equal or below 0.1 on the 0-100 scale

Note: Macroeconomic Stability and Basic Education at the country level

| RCI 2019 | Score | Score 0-100 | Rank* | GDP per head PPS - EU28=100 | Value | Rank | Stage of development (1 = Lowest; 5 = Highest) | 3 |
|----------|-------|-------------|---------|-----------------------------|-------|---------|--|---|
| | -0.59 | 37.68 | 204/268 | | 77 | 180/268 | | |

Peer Regions: Jihozápad; Lorraine; Eesti; Dolnośląskie; Picardie; Languedoc-Roussillon; Yugozapaden; Canarias; Wielkopolskie; Región de Murcia; Hainaut; Shropshire and Staffordshire; Notio Aigaio; Franche-Comté and Limousin

| | score (EU28=0) | peers comparison |
|-------------------------|----------------|------------------|
| Basic dimension | -0.65 | |
| Institutions | -0.35 | |
| Macroeconomic Stability | -0.15 | |
| Infrastructure | -0.90 | |
| Health | -2.04 | |
| Basic Education | 0.21 | |

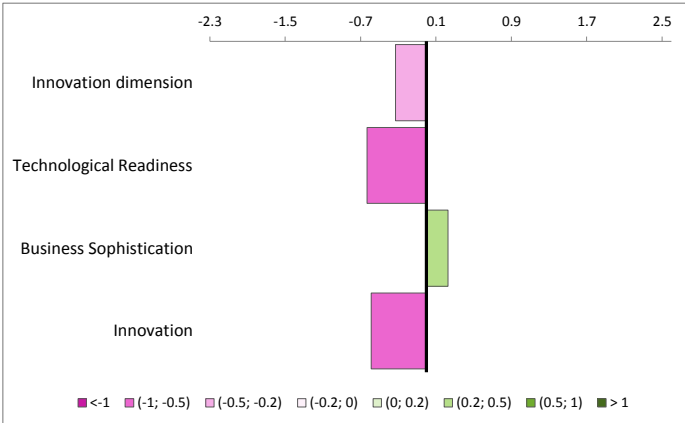
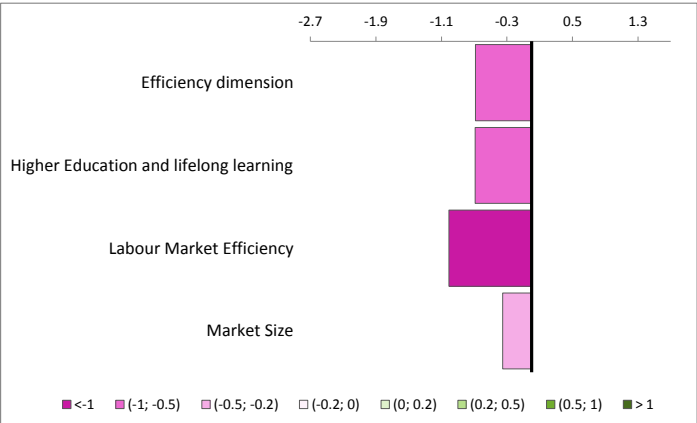
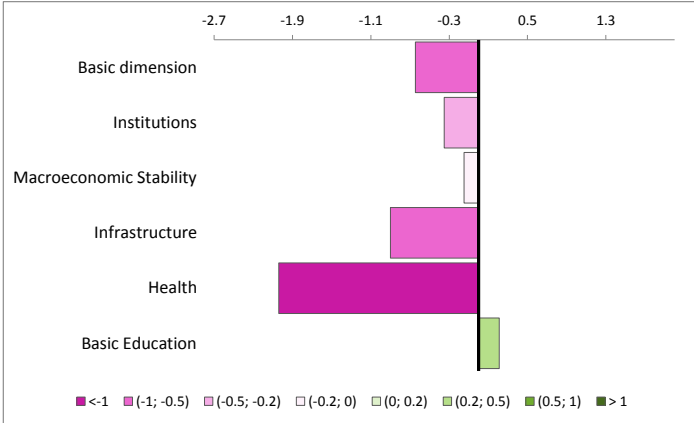
| | score (EU28=0) | peers comparison |
|--|----------------|------------------|
| Efficiency dimension | -0.68 | |
| Higher Education and lifelong learning | -0.69 | |
| Labour Market Efficiency | -1.01 | |
| Market Size | -0.35 | |

| | score (EU28=0) | peers comparison |
|-------------------------|----------------|------------------|
| Innovation dimension | -0.33 | |
| Technological Readiness | -0.63 | |
| Business Sophistication | 0.23 | |
| Innovation | -0.59 | |

Overperforming with respect to its peers

Similar to peers

Underperforming with respect to its peers



* Equal ranking is assigned if the difference in score is equal or below 0.1 on the 0-100 scale

Note: Macroeconomic Stability and Basic Education at the country level

| RCI 2019 | Score | Score 0-100 | Rank* | GDP per head PPS - EU28=100 | Value | Rank | Stage of development (1 = Lowest; 5 = Highest) | 2 |
|----------|-------|-------------|---------|--------------------------------|-------|---------|---|---|
| | -1.45 | 5.64 | 265/268 | | 53 | 243/268 | | |

Peer Regions: Nord-Vest; Kentriki Makedonia; Thessalia; Východné Slovensko; Voreio Aigaio; Podlaskie; Dytiki Ellada; Centru; Sud-Est; Świętokrzyskie; Warmińsko-mazurskie; Peloponnisos; Kujawsko-pomorskie; Podkarpackie and Opolskie

| | score (EU28=0) | peers comparison |
|-------------------------|-------------------|------------------|
| Basic dimension | -0.96 | |
| Institutions | -0.75 | |
| Macroeconomic Stability | -0.15 | |
| Infrastructure | -1.53 | |
| Health | -2.60 | |
| Basic Education | 0.21 | |

| | score (EU28=0) | peers comparison |
|--|-------------------|------------------|
| Efficiency dimension | -1.98 | |
| Higher Education and lifelong learning | -2.30 | |
| Labour Market Efficiency | -1.97 | |
| Market Size | -1.68 | |

| | score (EU28=0) | peers comparison |
|-----------------------------|-------------------|------------------|
| Innovation dimension | -0.87 | |
| Technological Readiness | -1.25 | |
| Business Sophistication | -0.54 | |
| Innovation | -0.82 | |



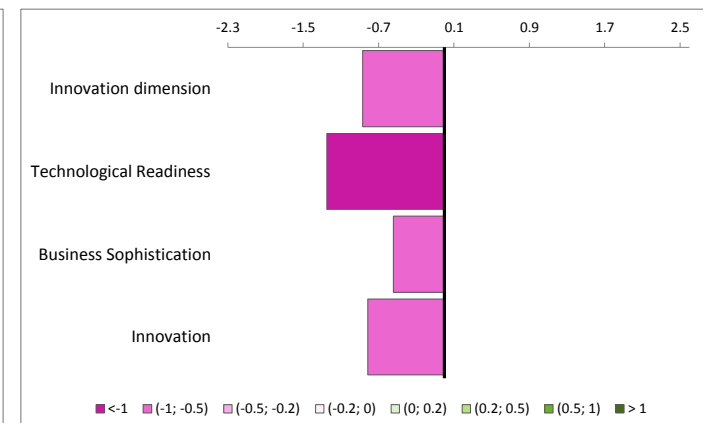
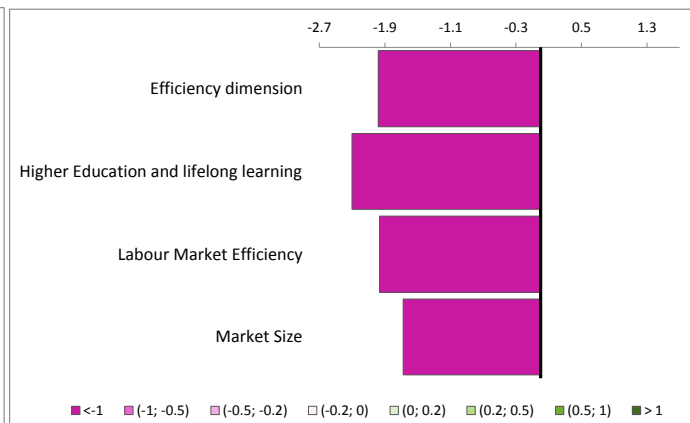
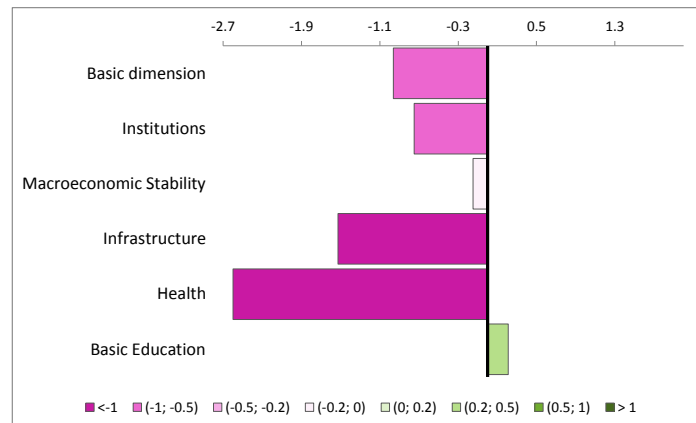
Overperforming with respect to its peers



Similar to peers



Underperforming with respect to its peers



* Equal ranking is assigned if the difference in score is equal or below 0.1 on the 0-100 scale

Note: Macroeconomic Stability and Basic Education at the country level

| RCI 2019 | Score | Score 0-100 | Rank* | GDP per head PPS - EU28=100 | Value | Rank | Stage of development (1 = Lowest; 5 = Highest) | 2 | |
|----------|-------|-------------|---------|-----------------------------|-------|---------|--|---|--|
| | -0.72 | 32.93 | 217/268 | | 69 | 203/268 | | | |

Peer Regions: Cornwall and Isles of Scilly; Vzhodna Slovenija; Sardegna; Região Autónoma dos Açores; Západne Slovensko; Andalucía; Pomorskie; Molise; Castilla-La Mancha; Lincolnshire; West Wales and The Valleys; Alentejo; Střední Morava; Śląskie and Guadeloupe

| | score (EU28=0) | peers comparison |
|-------------------------|----------------|------------------|
| Basic dimension | -0.45 | |
| Institutions | -0.20 | |
| Macroeconomic Stability | -0.15 | |
| Infrastructure | -0.88 | |
| Health | -1.22 | |
| Basic Education | 0.21 | |

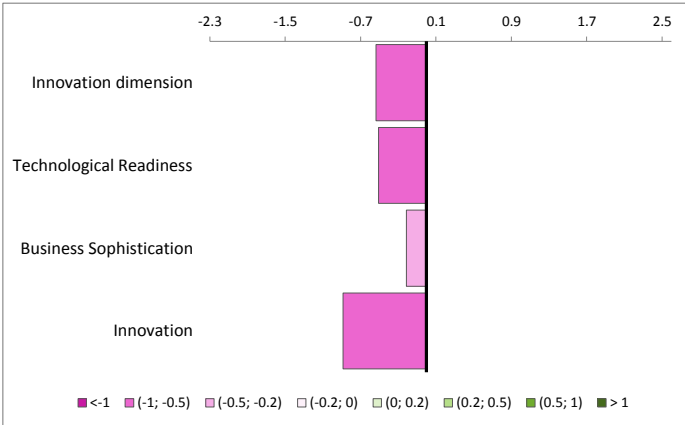
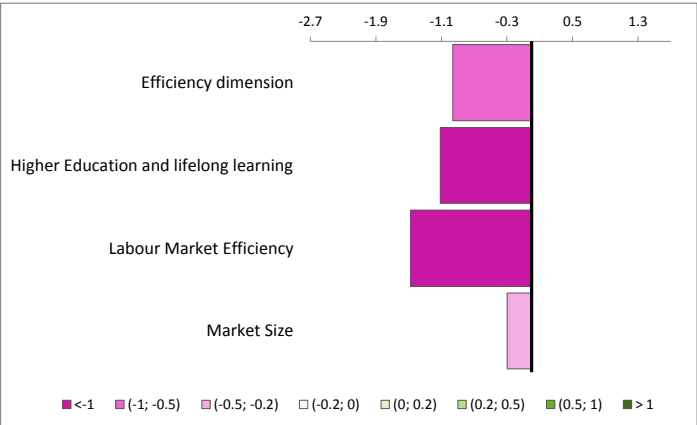
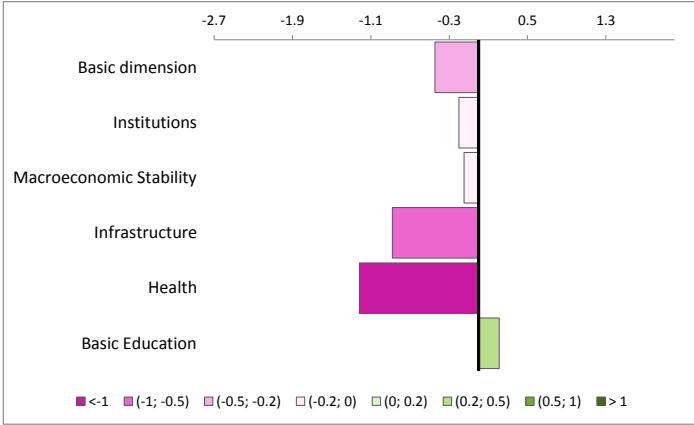
| | score (EU28=0) | peers comparison |
|--|----------------|------------------|
| Efficiency dimension | -0.96 | |
| Higher Education and lifelong learning | -1.12 | |
| Labour Market Efficiency | -1.48 | |
| Market Size | -0.30 | |

| | score (EU28=0) | peers comparison |
|-------------------------|----------------|------------------|
| Innovation dimension | -0.54 | |
| Technological Readiness | -0.51 | |
| Business Sophistication | -0.21 | |
| Innovation | -0.89 | |

Overperforming with respect to its peers

Similar to peers

Underperforming with respect to its peers



* Equal ranking is assigned if the difference in score is equal or below 0.1 on the 0-100 scale

Note: Macroeconomic Stability and Basic Education at the country level

| RCI 2019 | Score | Score 0-100 | Rank* | GDP per head PPS - EU28=100 | Value | Rank | Stage of development (1 = Lowest; 5 = Highest) | 1 |
|----------|-------|-------------|---------|--------------------------------|-------|---------|---|---|
| | -1.45 | 5.84 | 264/268 | | 33 | 266/268 | | |

Peer Regions: Severen tsentralen; Yuzhen tsentralen; Nord-Est; Severozapaden; Severoiztochen; Yugoiztochen; Sud-Vest Oltenia; Észak-Alföld; Dél-Dunántúl; Észak-Magyarország; Sud - Muntenia; Anatoliki Makedonia, Thraki; Lubelskie; Dél-Alföld and Ipeiros

| | score (EU28=0) | peers comparison |
|-------------------------|-------------------|------------------|
| Basic dimension | -0.75 | |
| Institutions | 0.15 | |
| Macroeconomic Stability | -0.15 | |
| Infrastructure | -1.25 | |
| Health | -2.71 | |
| Basic Education | 0.21 | |

| | score (EU28=0) | peers comparison |
|--|-------------------|------------------|
| Efficiency dimension | -2.20 | |
| Higher Education and lifelong learning | -1.72 | |
| Labour Market Efficiency | -2.41 | |
| Market Size | -2.45 | |

| | score (EU28=0) | peers comparison |
|-----------------------------|-------------------|------------------|
| Innovation dimension | -0.59 | |
| Technological Readiness | 0.31 | |
| Business Sophistication | -0.44 | |
| Innovation | -1.65 | |



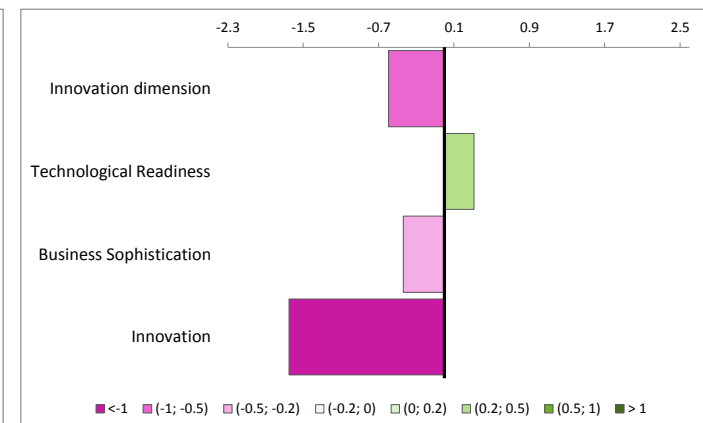
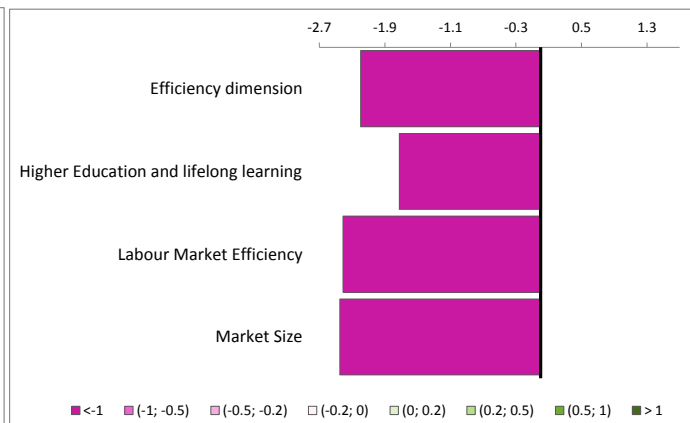
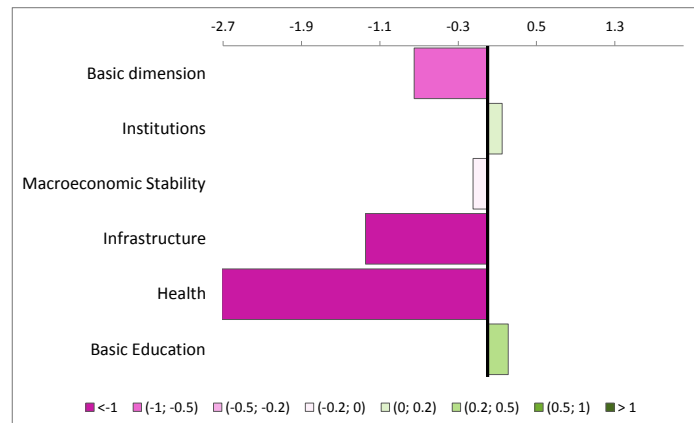
Overperforming with respect to its peers



Similar to peers



Underperforming with respect to its peers



* Equal ranking is assigned if the difference in score is equal or below 0.1 on the 0-100 scale

Note: Macroeconomic Stability and Basic Education at the country level

| RCI 2019 | Score | Score 0-100 | Rank* | GDP per head PPS - EU28=100 | Value | Rank | Stage of development (1 = Lowest; 5 = Highest) | 2 |
|----------|-------|-------------|---------|--------------------------------|-------|---------|---|---|
| | -0.79 | 30.37 | 222/268 | | 58 | 233/268 | | |

Peer Regions: Lubuskie; Zachodniopomorskie; Kriti; Calabria; Opolskie; Mazowiecki regionalny; Sicilia; Kujawsko-pomorskie; Peloponnisos; Centru; Stredné Slovensko; Sterea Ellada; Kontinentalna Hrvatska; Campania and Dytiki Makedonia

| | score (EU28=0) | peers comparison |
|-------------------------|-------------------|------------------|
| Basic dimension | -0.76 | |
| Institutions | -1.18 | |
| Macroeconomic Stability | -0.27 | |
| Infrastructure | -1.11 | |
| Health | -1.03 | |
| Basic Education | -0.23 | |

| | score (EU28=0) | peers comparison |
|--|-------------------|------------------|
| Efficiency dimension | -0.78 | |
| Higher Education and lifelong learning | 0.20 | |
| Labour Market Efficiency | -0.68 | |
| Market Size | -1.86 | |

| | score (EU28=0) | peers comparison |
|-----------------------------|-------------------|------------------|
| Innovation dimension | -0.86 | |
| Technological Readiness | -0.96 | |
| Business Sophistication | -0.64 | |
| Innovation | -0.98 | |



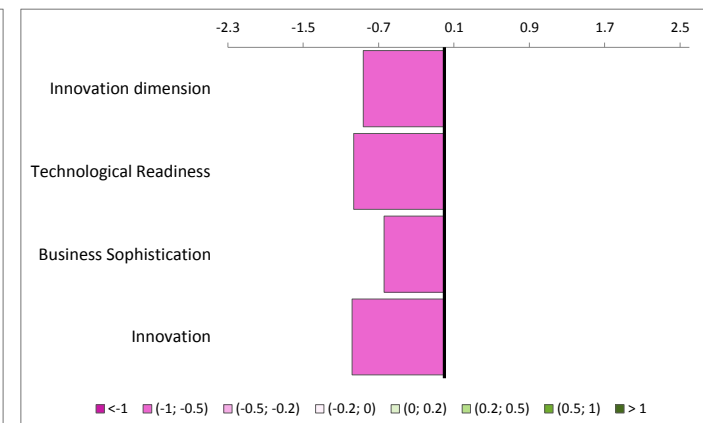
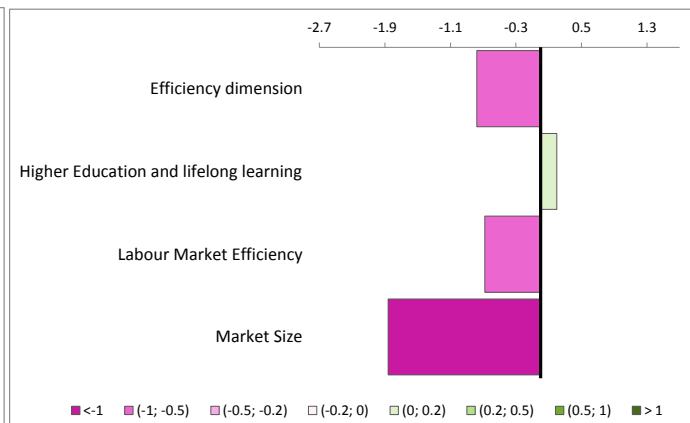
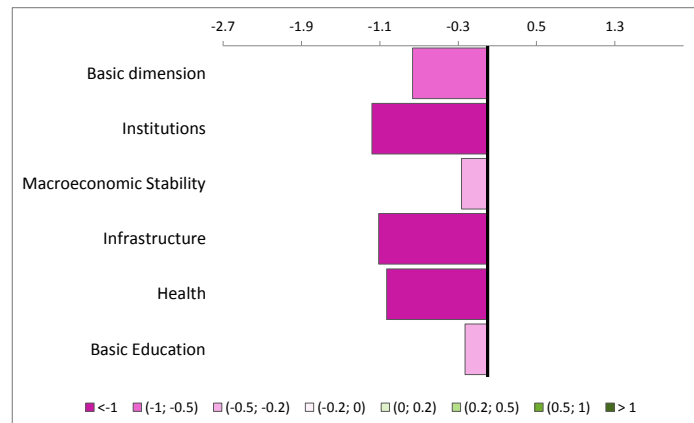
Overperforming with respect to its peers



Similar to peers



Underperforming with respect to its peers



* Equal ranking is assigned if the difference in score is equal or below 0.1 on the 0-100 scale

Note: Macroeconomic Stability and Basic Education at the country level

| RCI 2019 | Score | Score 0-100 | Rank* | GDP per head PPS - EU28=100 | Value | Rank | Stage of development (1 = Lowest; 5 = Highest) | 2 |
|----------|-------|-------------|---------|--------------------------------|-------|---------|---|---|
| | -0.71 | 33.26 | 216/268 | | 61 | 227/268 | | |

Peer Regions: Campania; Dytiki Makedonia; Sterea Ellada; Stredné Slovensko; Puglia; Vidurio ir vakarų Lietuvos regionas ; Vest; Ionia Nisia; Közép-Dunántúl; Małopolskie; Extremadura; Severozápad; Southern Scotland; Sicilia and Mazowiecki regionalny

| | score (EU28=0) | peers comparison |
|-------------------------|-------------------|------------------|
| Basic dimension | -0.79 | |
| Institutions | -1.22 | |
| Macroeconomic Stability | -0.27 | |
| Infrastructure | -0.85 | |
| Health | -1.36 | |
| Basic Education | -0.23 | |

| | score (EU28=0) | peers comparison |
|--|-------------------|------------------|
| Efficiency dimension | -0.66 | |
| Higher Education and lifelong learning | -0.07 | |
| Labour Market Efficiency | -0.72 | |
| Market Size | -1.21 | |

| | score (EU28=0) | peers comparison |
|-----------------------------|-------------------|------------------|
| Innovation dimension | -0.72 | |
| Technological Readiness | -1.14 | |
| Business Sophistication | -0.49 | |
| Innovation | -0.52 | |



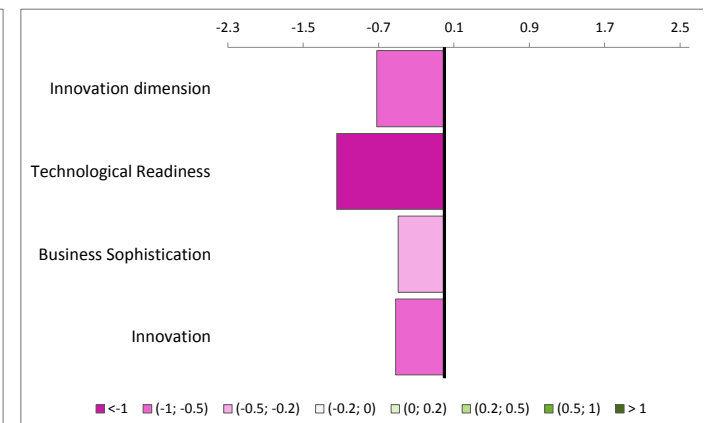
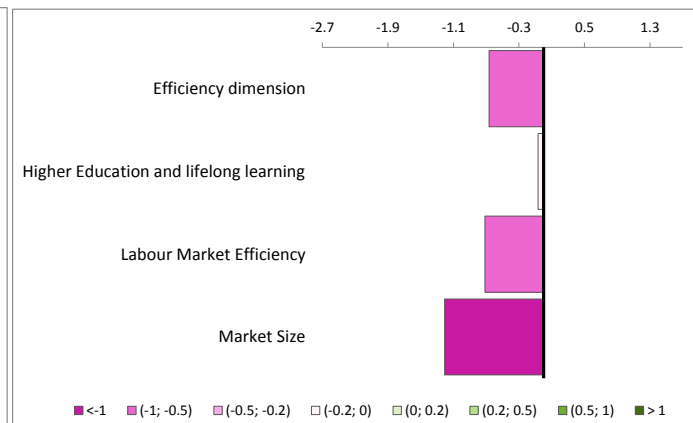
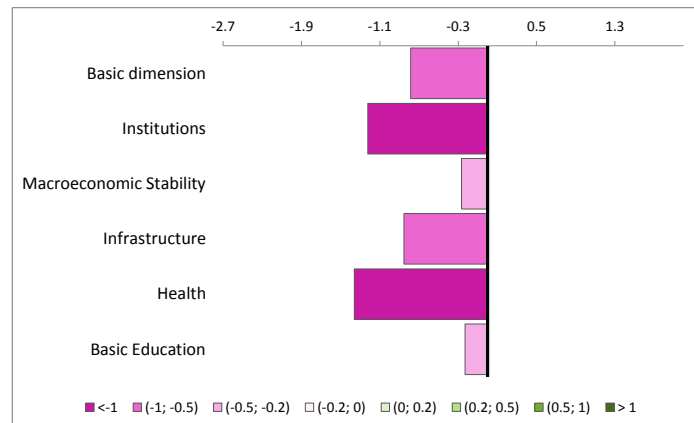
Overperforming with respect to its peers



Similar to peers



Underperforming with respect to its peers



* Equal ranking is assigned if the difference in score is equal or below 0.1 on the 0-100 scale

Note: Macroeconomic Stability and Basic Education at the country level

| RCI 2019 | Score | Score 0-100 | Rank* | GDP per head PPS - EU28=100 | Value | Rank | Stage of development (1 = Lowest; 5 = Highest) | 4 |
|----------|-------|-------------|---------|--------------------------------|-------|--------|---|---|
| | -0.02 | 59.12 | 139/268 | | 103 | 92/268 | | |

Peer Regions: Toscana; Mellersta Norrland; Zeeland; Rhône-Alpes; Friuli-Venezia Giulia; Münster; Gießen; Piemonte; Schleswig-Holstein; Småland med öarna; Área Metr. de Lisboa; Sydsvrige; Östra Mellansverige; Berlin and its commuting zone and Overijssel

| | score (EU28=0) | peers comparison |
|-------------------------|-------------------|------------------|
| Basic dimension | -0.63 | |
| Institutions | -1.21 | |
| Macroeconomic Stability | -0.28 | |
| Infrastructure | 0.06 | |
| Health | -1.07 | |
| Basic Education | -0.66 | |

| | score (EU28=0) | peers comparison |
|--|-------------------|------------------|
| Efficiency dimension | 0.25 | |
| Higher Education and lifelong learning | 0.39 | |
| Labour Market Efficiency | 0.47 | |
| Market Size | -0.11 | |

| | score (EU28=0) | peers comparison |
|-----------------------------|-------------------|------------------|
| Innovation dimension | 0.03 | |
| Technological Readiness | -0.49 | |
| Business Sophistication | -0.06 | |
| Innovation | 0.63 | |



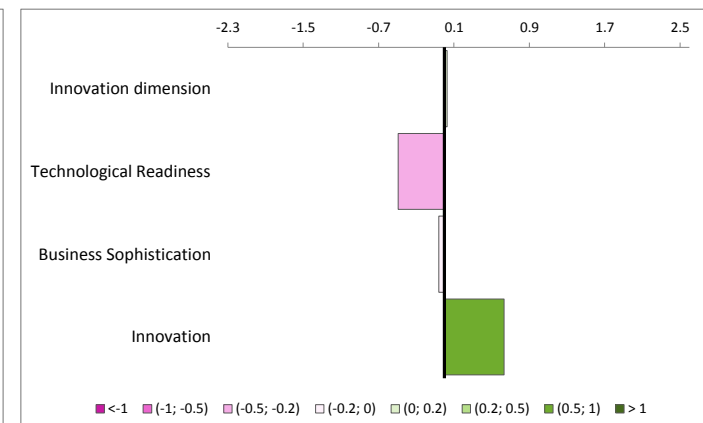
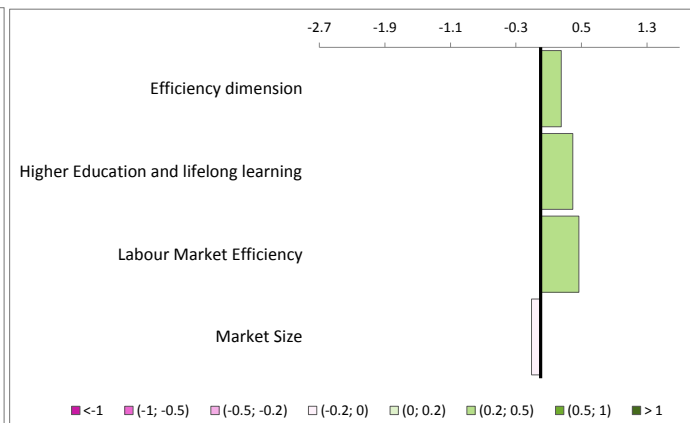
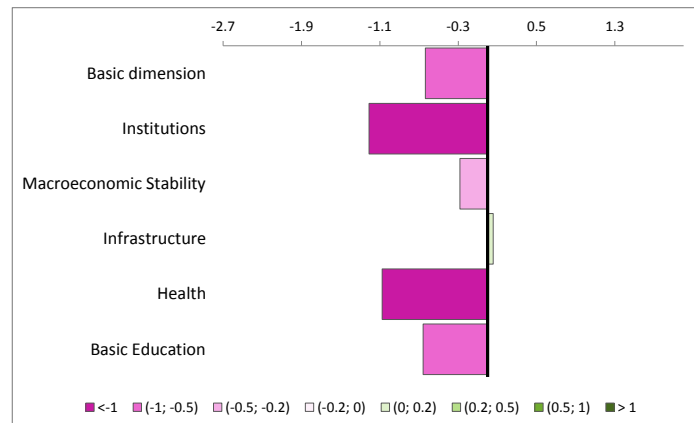
Overperforming with respect to its peers



Similar to peers



Underperforming with respect to its peers













* Equal ranking is assigned if the difference in score is equal or below 0.1 on the 0-100 scale





Note: Macroeconomic Stability and Basic Education at the country level

| RCI 2019 | Score | Score 0-100 | Rank* | GDP per head PPS - EU28=100 | Value | Rank | Stage of development (1 = Lowest; 5 = Highest) | 2 |
|----------|-------|-------------|---------|--------------------------------|-------|---------|---|---|
| | -0.52 | 40.57 | 194/268 | | 63 | 220/268 | | |

Peer Regions: Ionia Nisia; Małopolskie; Extremadura; Severozápad; Southern Scotland; Vest; Vidurio ir vakarų Lietuvos regionas ; Puglia; Dytiki Makedonia; Campania; Łódzkie; Kontinentalna Hrvatska; Latvija; Norte and Sterea Ellada

| | score (EU28=0) | peers comparison |
|-------------------------|-------------------|---|
| Basic dimension | -0.84 |  |
| Institutions | -0.98 |  |
| Macroeconomic Stability | -0.28 |  |
| Infrastructure | -0.61 |  |
| Health | -1.66 |  |
| Basic Education | -0.66 |  |

| | score (EU28=0) | peers comparison |
|--|-------------------|---|
| Efficiency dimension | -0.19 |  |
| Higher Education and lifelong learning | -0.32 |  |
| Labour Market Efficiency | 0.31 |  |
| Market Size | -0.56 |  |

| | score (EU28=0) | peers comparison |
|-----------------------------|-------------------|---|
| Innovation dimension | -0.85 |  |
| Technological Readiness | -0.55 |  |
| Business Sophistication | -1.26 |  |
| Innovation | -0.73 |  |



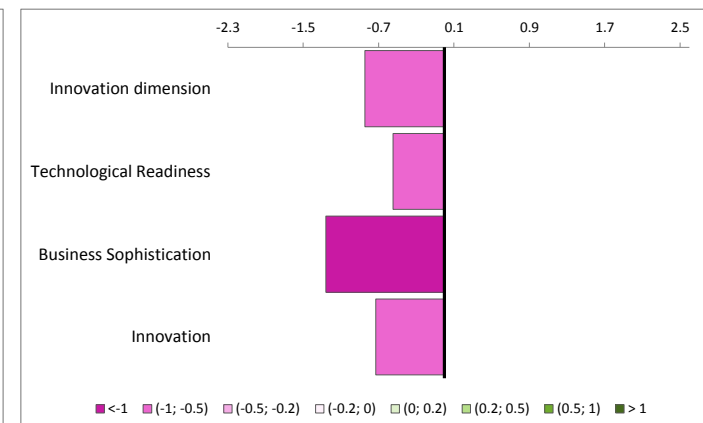
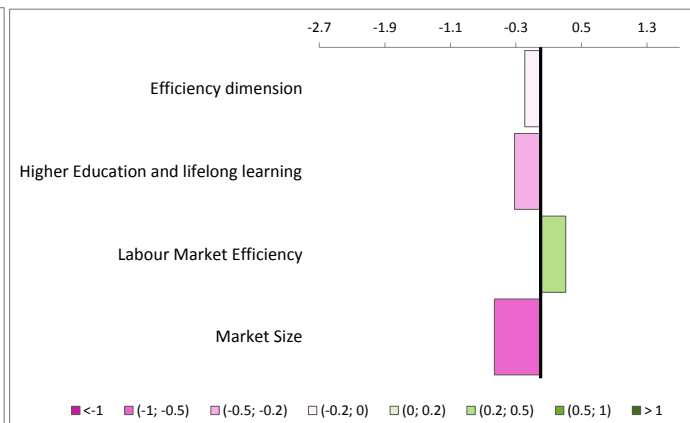
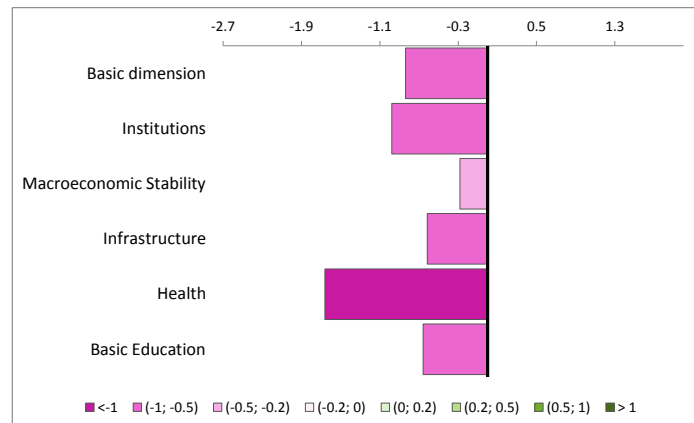
Overperforming with respect to its peers



Similar to peers



Underperforming with respect to its peers



* Equal ranking is assigned if the difference in score is equal or below 0.1 on the 0-100 scale

Note: Macroeconomic Stability and Basic Education at the country level

| RCI 2019 | Score | Score 0-100 | Rank* | GDP per head PPS - EU28=100 | Value | Rank | Stage of development (1 = Lowest; 5 = Highest) | 2 |
|----------|-------|-------------|---------|-----------------------------|-------|---------|--|---|
| | -0.52 | 40.40 | 196/268 | | 72 | 192/268 | | |

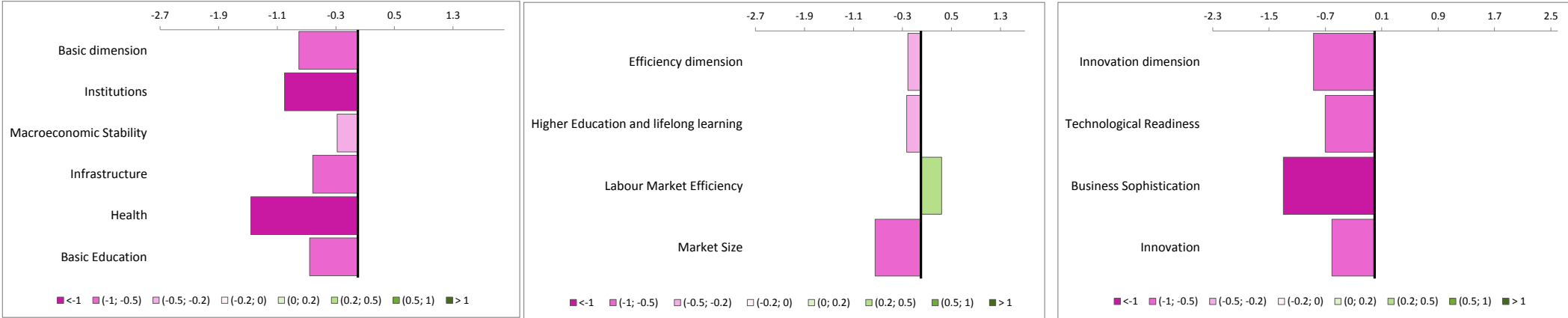
Peer Regions: Moravskoslezsko; Ciudad Autónoma de Ceuta; Região Autónoma da Madeira; Tees Valley and Durham; Severovýchod; Basilicata; Guadeloupe; Śląskie; South Yorkshire; Střední Morava; Alentejo; Lincolnshire; Castilla-La Mancha; Luxembourg and Západoé Slovensko

| | score (EU28=0) | peers comparison |
|-------------------------|----------------|------------------|
| Basic dimension | -0.80 | |
| Institutions | -1.00 | |
| Macroeconomic Stability | -0.28 | |
| Infrastructure | -0.61 | |
| Health | -1.46 | |
| Basic Education | -0.66 | |

| | score (EU28=0) | peers comparison |
|--|----------------|------------------|
| Efficiency dimension | -0.21 | |
| Higher Education and lifelong learning | -0.23 | |
| Labour Market Efficiency | 0.34 | |
| Market Size | -0.75 | |

| | score (EU28=0) | peers comparison |
|-------------------------|----------------|------------------|
| Innovation dimension | -0.87 | |
| Technological Readiness | -0.70 | |
| Business Sophistication | -1.30 | |
| Innovation | -0.61 | |

- Overperforming with respect to its peers
- Similar to peers
- Underperforming with respect to its peers



* Equal ranking is assigned if the difference in score is equal or below 0.1 on the 0-100 scale

Note: Macroeconomic Stability and Basic Education at the country level

| RCI 2019 | Score | Score 0-100 | Rank* | GDP per head PPS - EU28=100 | Value | Rank | Stage of development (1 = Lowest; 5 = Highest) | 1 |
|----------|-------|-------------|---------|--------------------------------|-------|---------|---|---|
| | -0.89 | 26.59 | 230/268 | | 44 | 259/268 | | |

Peer Regions: Észak-Magyarország; Észak-Alföld; Sud-Vest Oltenia; Yugoiztochen; Sud - Muntenia; Anatoliki Makedonia, Thraki; Lubelskie; Dél-Alföld; Ipeiros; Severoiztochen; Podkarpacie; Warmińsko-mazurskie; Świętokrzyskie; Sud-Est and Dytiki Ellada

| | score (EU28=0) | peers comparison |
|-------------------------|-------------------|------------------|
| Basic dimension | -1.07 | |
| Institutions | -0.98 | |
| Macroeconomic Stability | -0.28 | |
| Infrastructure | -1.50 | |
| Health | -1.93 | |
| Basic Education | -0.66 | |

| | score (EU28=0) | peers comparison |
|--|-------------------|------------------|
| Efficiency dimension | -0.73 | |
| Higher Education and lifelong learning | -0.73 | |
| Labour Market Efficiency | -0.17 | |
| Market Size | -1.28 | |

| | score (EU28=0) | peers comparison |
|-----------------------------|-------------------|------------------|
| Innovation dimension | -1.01 | |
| Technological Readiness | -0.97 | |
| Business Sophistication | -1.31 | |
| Innovation | -0.75 | |



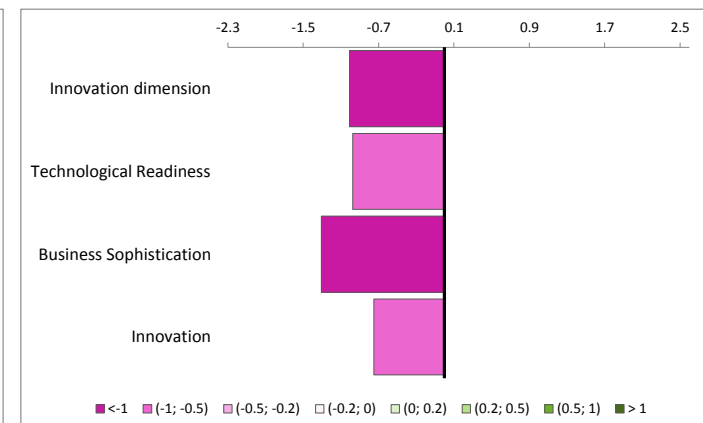
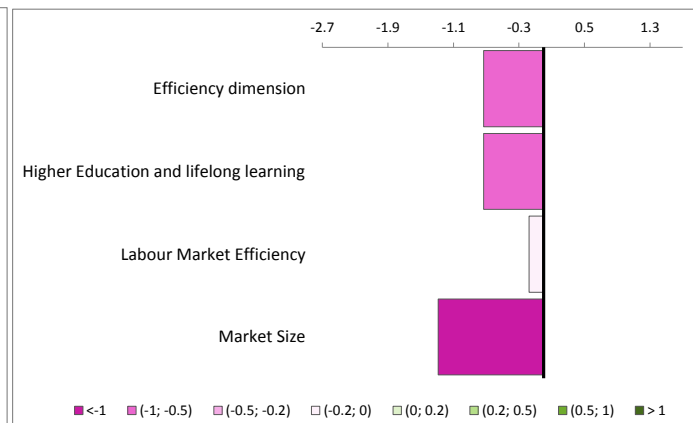
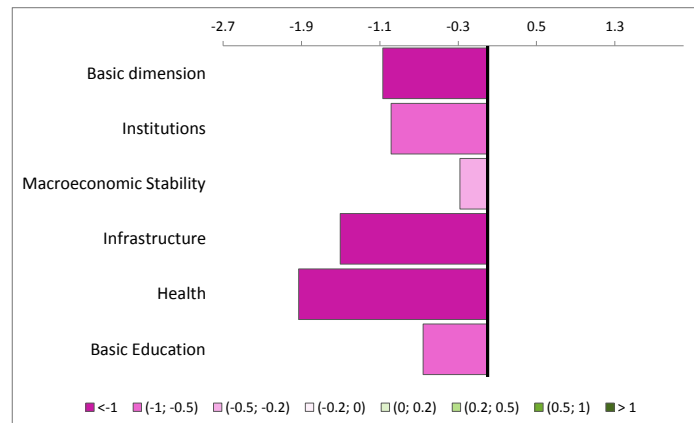
Overperforming with respect to its peers



Similar to peers



Underperforming with respect to its peers



* Equal ranking is assigned if the difference in score is equal or below 0.1 on the 0-100 scale

Note: Macroeconomic Stability and Basic Education at the country level

| RCI 2019 | Score | Score 0-100 | Rank* | GDP per head PPS - EU28=100 | Value | Rank | Stage of development (1 = Lowest; 5 = Highest) | 1 |
|----------|-------|-------------|---------|-----------------------------|-------|---------|--|---|
| | -0.88 | 27.08 | 227/268 | | 45 | 258/268 | | |

Peer Regions: Dél-Dunántúl; Észak-Alföld; Sud-Vest Oltenia; Sud - Muntenia; Anatoliki Makedonia, Thraki; Lubelskie; Yugoiztochen; Dél-Alföld; Ipeiros; Podkarpackie; Warmińsko-mazurskie; Świętokrzyskie; Sud-Est; Dytiki Ellada and Podlaskie

| | score (EU28=0) | peers comparison |
|-------------------------|----------------|------------------|
| Basic dimension | -1.04 | |
| Institutions | -1.04 | |
| Macroeconomic Stability | -0.28 | |
| Infrastructure | -1.17 | |
| Health | -2.04 | |
| Basic Education | -0.66 | |

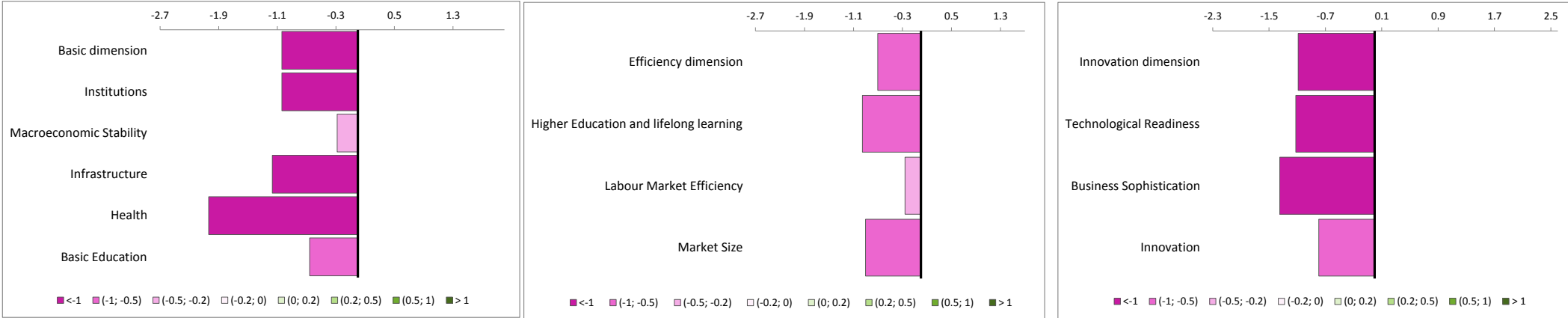
| | score (EU28=0) | peers comparison |
|--|----------------|------------------|
| Efficiency dimension | -0.71 | |
| Higher Education and lifelong learning | -0.96 | |
| Labour Market Efficiency | -0.26 | |
| Market Size | -0.90 | |

| | score (EU28=0) | peers comparison |
|-------------------------|----------------|------------------|
| Innovation dimension | -1.09 | |
| Technological Readiness | -1.12 | |
| Business Sophistication | -1.35 | |
| Innovation | -0.79 | |

Overperforming with respect to its peers

Similar to peers

Underperforming with respect to its peers



* Equal ranking is assigned if the difference in score is equal or below 0.1 on the 0-100 scale

Note: Macroeconomic Stability and Basic Education at the country level

| RCI 2019 | Score | Score 0-100 | Rank* | GDP per head PPS - EU28=100 | Value | Rank | Stage of development (1 = Lowest; 5 = Highest) | 1 |
|----------|-------|-------------|---------|--------------------------------|-------|---------|---|---|
| | -0.92 | 25.44 | 233/268 | | 43 | 260/268 | | |

Peer Regions: Sud-Vest Oltenia; Yugoiztochen; Dél-Dunántúl; Észak-Magyarország; Severoiztochen; Sud - Muntenia; Anatoliki Makedonia, Thraki; Lubelskie; Dél-Alföld; Ipeiros; Nord-Est; Podkarpacie; Warmińsko-mazurskie; Świętokrzyskie and Sud-Est

| | score (EU28=0) | peers comparison |
|-------------------------|-------------------|------------------|
| Basic dimension | -1.10 | |
| Institutions | -1.12 | |
| Macroeconomic Stability | -0.28 | |
| Infrastructure | -1.27 | |
| Health | -2.15 | |
| Basic Education | -0.66 | |

| | score (EU28=0) | peers comparison |
|--|-------------------|------------------|
| Efficiency dimension | -0.74 | |
| Higher Education and lifelong learning | -0.69 | |
| Labour Market Efficiency | -0.40 | |
| Market Size | -1.14 | |

| | score (EU28=0) | peers comparison |
|-----------------------------|-------------------|------------------|
| Innovation dimension | -1.11 | |
| Technological Readiness | -1.19 | |
| Business Sophistication | -1.42 | |
| Innovation | -0.72 | |



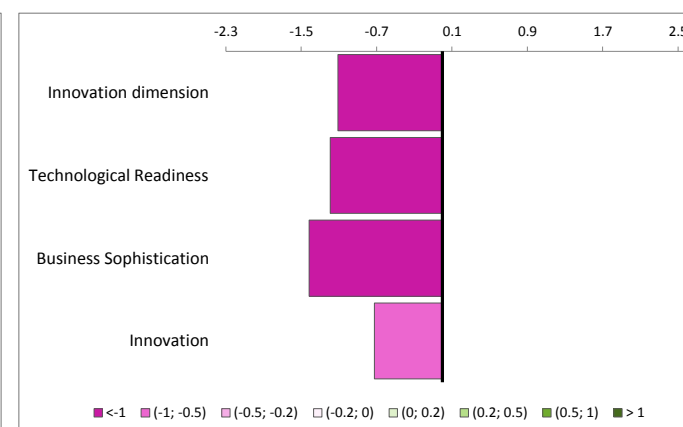
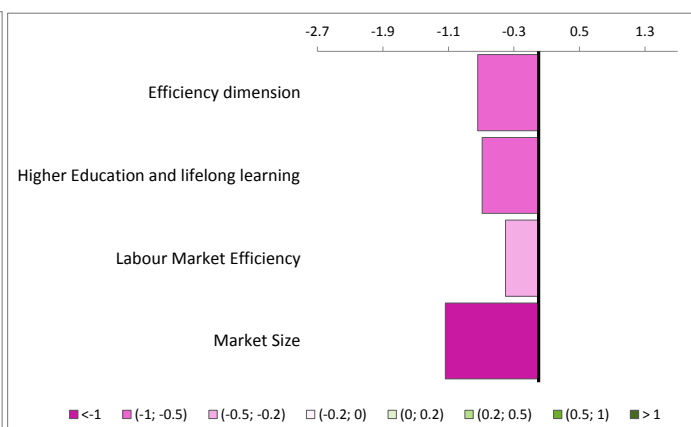
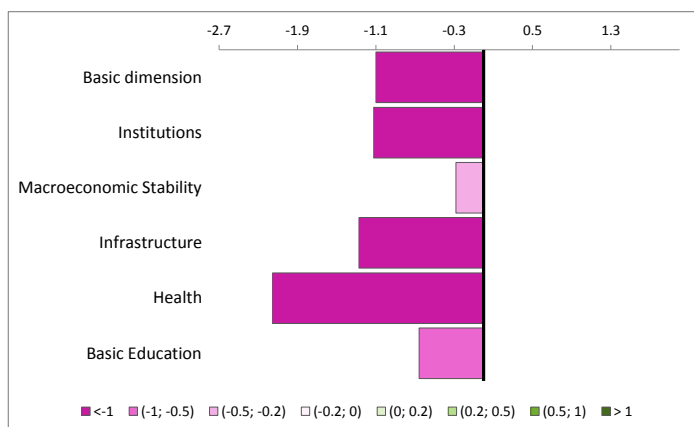
Overperforming with respect to its peers



Similar to peers



Underperforming with respect to its peers



* Equal ranking is assigned if the difference in score is equal or below 0.1 on the 0-100 scale

Note: Macroeconomic Stability and Basic Education at the country level

| RCI 2019 | Score | Score 0-100 | Rank* | GDP per head PPS - EU28=100 | Value | Rank | Stage of development (1 = Lowest; 5 = Highest) | 1 |
|----------|-------|----------------|---------|--------------------------------|-------|---------|---|---|
| | -0.79 | 30.54 | 221/268 | | 48 | 254/268 | | |

Peer Regions: Lubelskie; Ipeiros; Anatoliki Makedonia, Thraki; Sud - Muntenia; Podkarpackie; Warmińsko-mazurskie; Świętokrzyskie; Sud-Est; Dytiki Ellada; Podlaskie; Észak-Magyarország; Voreio Aigaio; Dél-Dunántúl; Thessalia and Nord-Vest

| | score (EU28=0) | peers comparison |
|-------------------------|-------------------|------------------|
| Basic dimension | -1.01 | |
| Institutions | -0.87 | |
| Macroeconomic Stability | -0.28 | |
| Infrastructure | -1.11 | |
| Health | -2.14 | |
| Basic Education | -0.66 | |

| | score (EU28=0) | peers comparison |
|--|-------------------|------------------|
| Efficiency dimension | -0.55 | |
| Higher Education and lifelong learning | -0.38 | |
| Labour Market Efficiency | -0.10 | |
| Market Size | -1.16 | |

| | score (EU28=0) | peers comparison |
|-----------------------------|-------------------|------------------|
| Innovation dimension | -1.06 | |
| Technological Readiness | -1.09 | |
| Business Sophistication | -1.40 | |
| Innovation | -0.67 | |



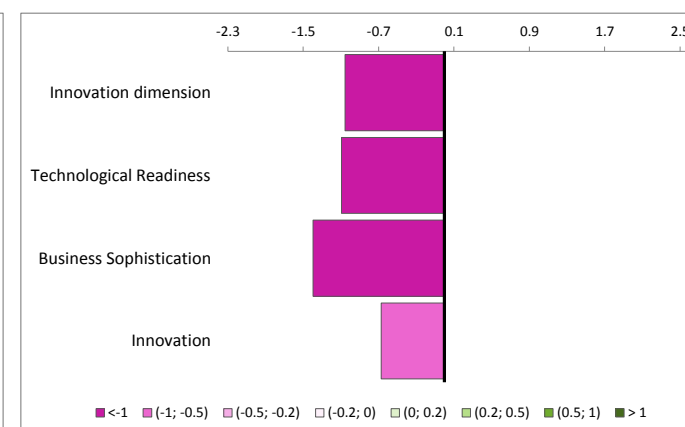
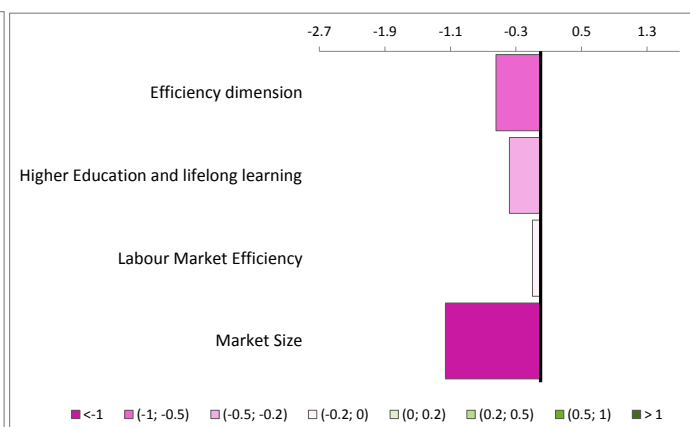
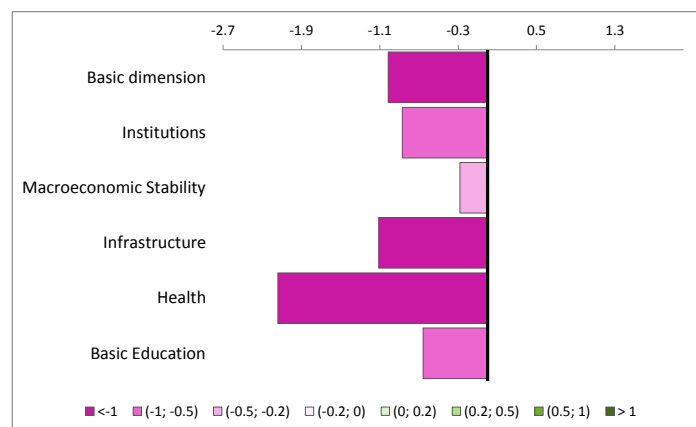
Overperforming with respect to its peers



Similar to peers



Underperforming with respect to its peers



* Equal ranking is assigned if the difference in score is equal or below 0.1 on the 0-100 scale

Note: Macroeconomic Stability and Basic Education at the country level

| RCI 2019 | Score | Score 0-100 | Rank* | GDP per head PPS - EU28=100 | Value | Rank | Stage of development (1 = Lowest; 5 = Highest) | 3 | |
|----------|-------|-------------|---------|-----------------------------|-------|---------|--|---|--|
| | -0.19 | 52.58 | 164/268 | | 84 | 146/268 | | | |

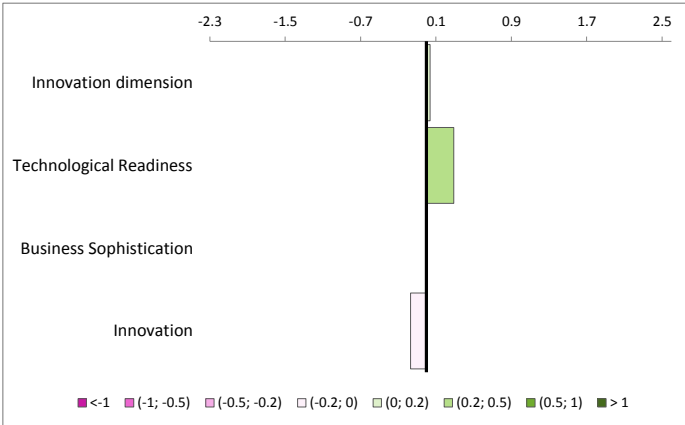
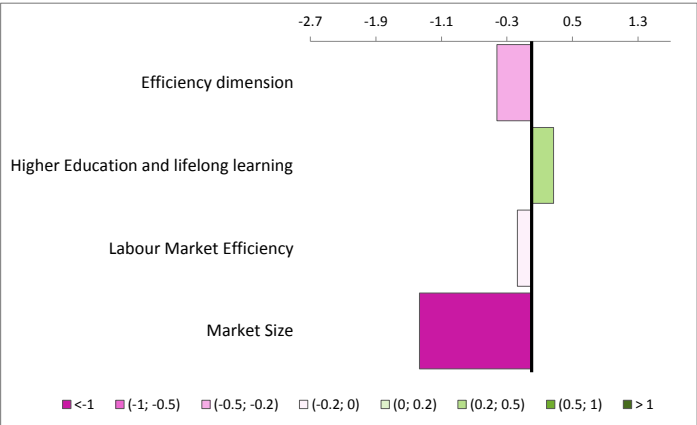
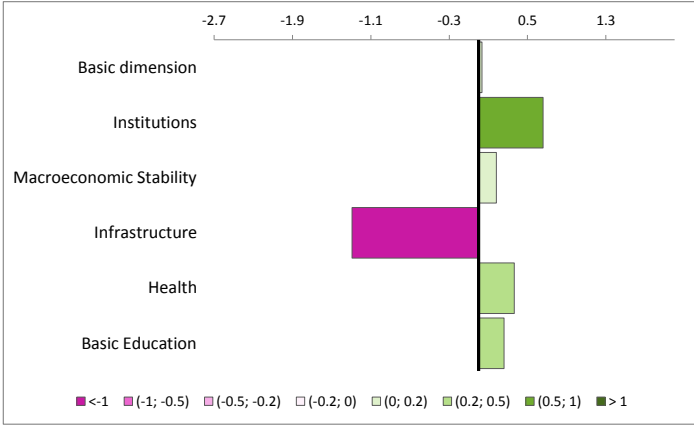
Peer Regions: Northumberland and Tyne and Wear; Nord-Pas de Calais; Bourgogne; Liège; Corse; Poitou-Charentes; Castilla y León; Lancashire; Kýpros; Umbria; Abruzzo; Centre - Val de Loire; Sachsen-Anhalt; Mecklenburg-Vorpommern and Derbyshire and Nottinghamshire

| | score (EU28=0) | peers comparison |
|-------------------------|----------------|------------------|
| Basic dimension | 0.04 | |
| Institutions | 0.66 | |
| Macroeconomic Stability | 0.18 | |
| Infrastructure | -1.29 | |
| Health | 0.37 | |
| Basic Education | 0.26 | |

| | score (EU28=0) | peers comparison |
|--|----------------|------------------|
| Efficiency dimension | -0.42 | |
| Higher Education and lifelong learning | 0.27 | |
| Labour Market Efficiency | -0.17 | |
| Market Size | -1.37 | |

| | score (EU28=0) | peers comparison |
|-------------------------|----------------|------------------|
| Innovation dimension | 0.04 | |
| Technological Readiness | 0.29 | |
| Business Sophistication | 0.00 | |
| Innovation | -0.17 | |

| | |
|--|---|
| | Overperforming with respect to its peers |
| | Similar to peers |
| | Underperforming with respect to its peers |



* Equal ranking is assigned if the difference in score is equal or below 0.1 on the 0-100 scale

Note: Macroeconomic Stability and Basic Education at the country level

| RCI 2019 | Score | Score 0-100 | Rank* | GDP per head PPS - EU28=100 | Value | Rank | Stage of development (1 = Lowest; 5 = Highest) | 5 |
|----------|-------|-------------|---------|--------------------------------|-------|-------|---|---|
| | 0.15 | 65.34 | 117/268 | | 221 | 2/268 | | |

Peer Regions: Hamburg; Eastern and Midland; Bratislavský kraj; Luxembourg; Oberbayern; Île de France; Stockholm; Hovedstaden; London and its commuting zone; Stuttgart; Bruxelles and its commuting zone; Amsterdam and its commuting zone; Darmstadt; Utrecht and Bremen

| | score (EU28=0) | peers comparison |
|-------------------------|-------------------|------------------|
| Basic dimension | 0.12 | |
| Institutions | 0.66 | |
| Macroeconomic Stability | 0.18 | |
| Infrastructure | -1.01 | |
| Health | 0.53 | |
| Basic Education | 0.26 | |

| | score (EU28=0) | peers comparison |
|--|-------------------|------------------|
| Efficiency dimension | -0.03 | |
| Higher Education and lifelong learning | 0.45 | |
| Labour Market Efficiency | 0.24 | |
| Market Size | -0.78 | |

| | score (EU28=0) | peers comparison |
|-----------------------------|-------------------|------------------|
| Innovation dimension | 0.46 | |
| Technological Readiness | 0.62 | |
| Business Sophistication | 0.50 | |
| Innovation | 0.26 | |



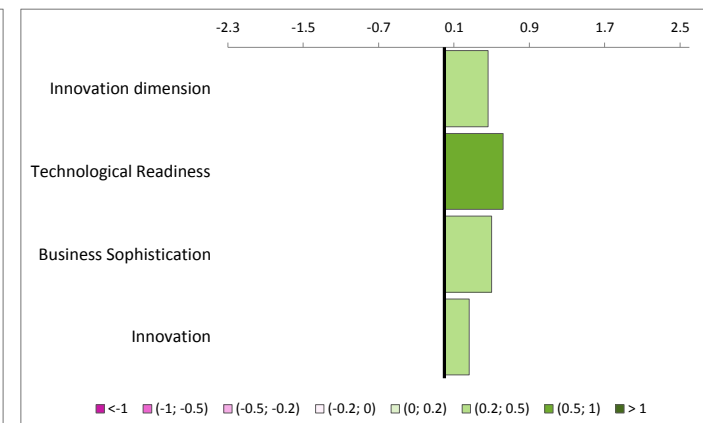
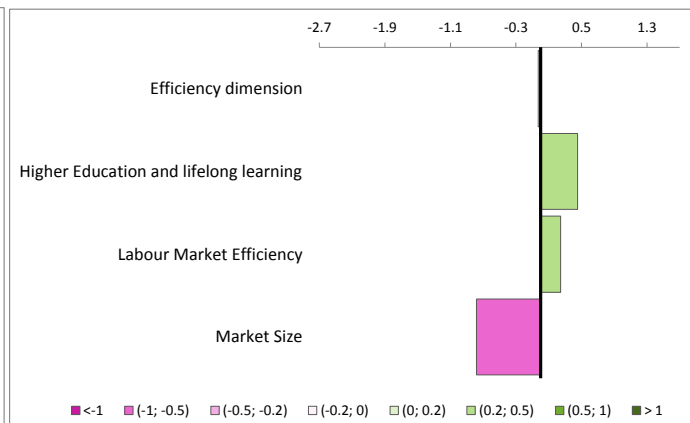
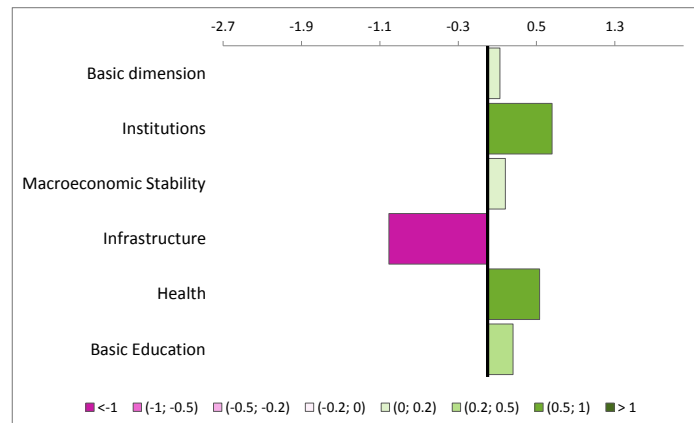
Overperforming with respect to its peers



Similar to peers



Underperforming with respect to its peers



* Equal ranking is assigned if the difference in score is equal or below 0.1 on the 0-100 scale

Note: Macroeconomic Stability and Basic Education at the country level

| RCI 2019 | Score | Score 0-100 | Rank* | GDP per head PPS - EU28=100 | Value | Rank | Stage of development (1 = Lowest; 5 = Highest) | 5 |
|----------|-------|-------------|--------|--------------------------------|-------|-------|---|---|
| | 0.41 | 74.87 | 74/268 | | 185 | 4/268 | | |

Peer Regions: Bratislavský kraj; Oberbayern; Île de France; Stockholm; Hovedstaden; Hamburg; London and its commuting zone; Stuttgart; Bruxelles and its commuting zone; Amsterdam and its commuting zone; Darmstadt; Utrecht; Bremen; Salzburg and North Eastern Scotland

| | score (EU28=0) | peers comparison |
|-------------------------|-------------------|------------------|
| Basic dimension | 0.36 | |
| Institutions | 0.66 | |
| Macroeconomic Stability | 0.18 | |
| Infrastructure | 0.21 | |
| Health | 0.46 | |
| Basic Education | 0.26 | |

| | score (EU28=0) | peers comparison |
|--|-------------------|------------------|
| Efficiency dimension | 0.29 | |
| Higher Education and lifelong learning | 0.69 | |
| Labour Market Efficiency | 0.37 | |
| Market Size | -0.20 | |

| | score (EU28=0) | peers comparison |
|-----------------------------|-------------------|------------------|
| Innovation dimension | 0.64 | |
| Technological Readiness | 0.85 | |
| Business Sophistication | 0.43 | |
| Innovation | 0.63 | |



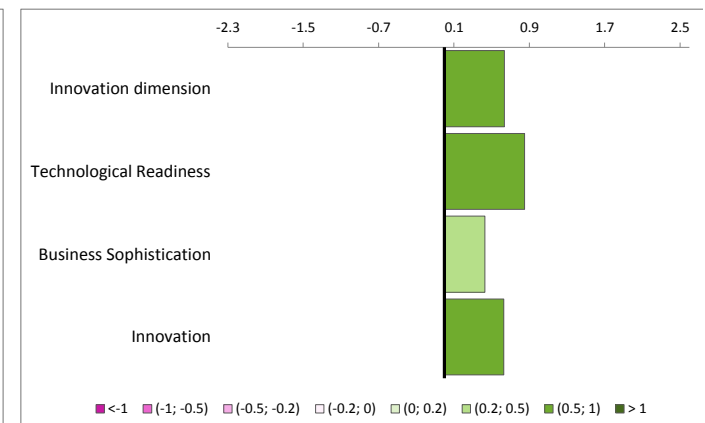
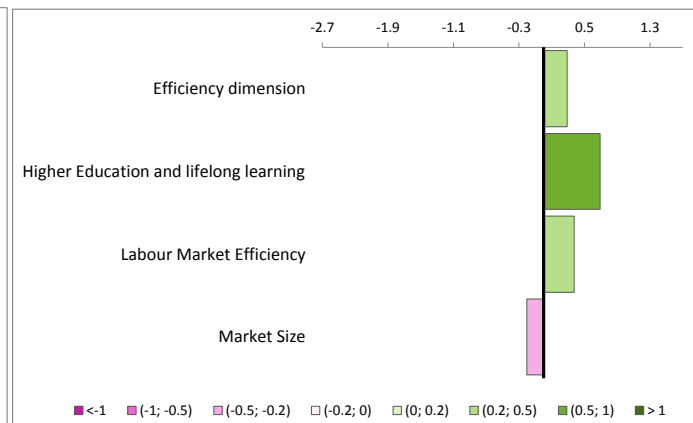
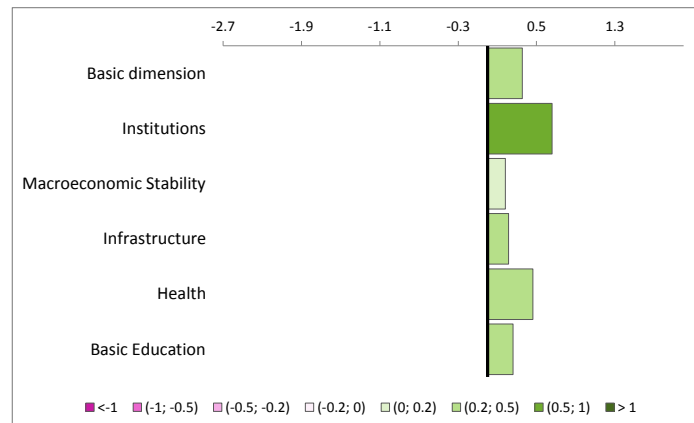
Overperforming with respect to its peers



Similar to peers



Underperforming with respect to its peers



* Equal ranking is assigned if the difference in score is equal or below 0.1 on the 0-100 scale

Note: Macroeconomic Stability and Basic Education at the country level

| RCI 2019 | Score | Score 0-100 | Rank* | GDP per head PPS - EU28=100 | Value | Rank | Stage of development (1 = Lowest; 5 = Highest) | 4 |
|----------|-------|-------------|---------|--------------------------------|-------|--------|---|---|
| | -0.24 | 50.74 | 167/268 | | 102 | 95/268 | | |

Peer Regions: Zeeland; Schleswig-Holstein; Área Metr. de Lisboa; Toscana; Közép-Magyarország (Budapest and its commuting zone); Mellersta Norrland; Leipzig; Rhône-Alpes; Friuli-Venezia Giulia; Münster; Gießen; Aragón; Herefordshire, Worcestershire and Warwickshire; Zahodna Slovenija and Småland med öarna

| | score (EU28=0) | peers comparison |
|-------------------------|-------------------|------------------|
| Basic dimension | -0.27 | |
| Institutions | -1.28 | |
| Macroeconomic Stability | -0.57 | |
| Infrastructure | 0.44 | |
| Health | 0.44 | |
| Basic Education | -0.39 | |

| | score (EU28=0) | peers comparison |
|--|-------------------|------------------|
| Efficiency dimension | -0.23 | |
| Higher Education and lifelong learning | -0.80 | |
| Labour Market Efficiency | -0.31 | |
| Market Size | 0.42 | |

| | score (EU28=0) | peers comparison |
|-----------------------------|-------------------|------------------|
| Innovation dimension | -0.24 | |
| Technological Readiness | -0.72 | |
| Business Sophistication | 0.12 | |
| Innovation | -0.13 | |



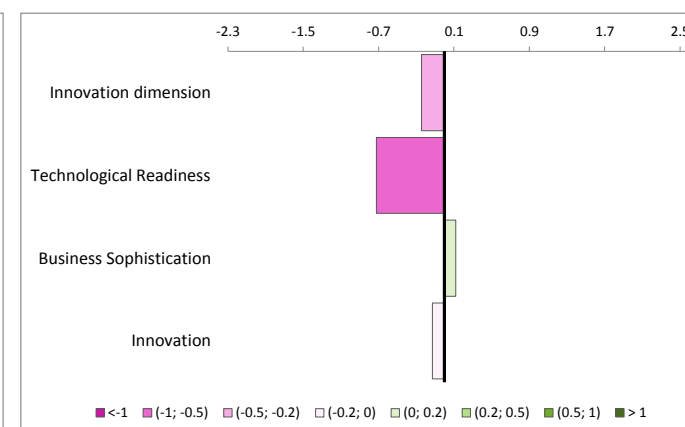
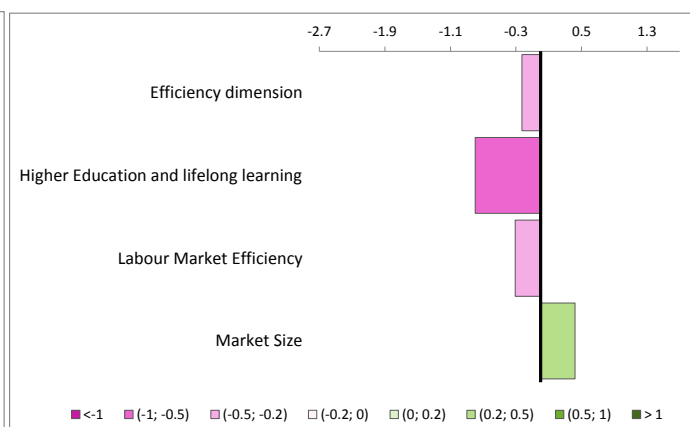
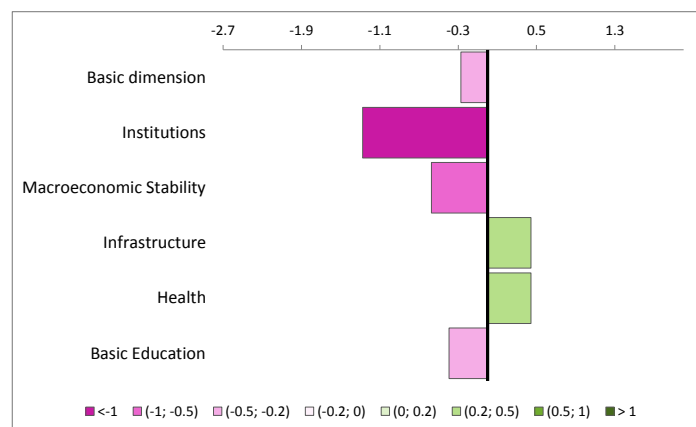
Overperforming with respect to its peers



Similar to peers



Underperforming with respect to its peers



* Equal ranking is assigned if the difference in score is equal or below 0.1 on the 0-100 scale

Note: Macroeconomic Stability and Basic Education at the country level

| RCI 2019 | Score | Score 0-100 | Rank* | GDP per head PPS - EU28=100 | Value | Rank | Stage of development (1 = Lowest; 5 = Highest) | 5 |
|----------|-------|-------------|---------|--------------------------------|-------|--------|---|---|
| | -0.55 | 39.36 | 200/268 | | 119 | 51/268 | | |

Peer Regions: Emilia-Romagna; Rheinhessen-Pfalz; Detmold; País Vasco; Freiburg; Hannover; Västsverige; Niederbayern; Provincia Autonoma di Trento; Oberfranken; Steiermark; West-Vlaanderen; Kassel; Schwaben and Syddanmark

| | score (EU28=0) | peers comparison |
|-------------------------|-------------------|------------------|
| Basic dimension | -0.56 | |
| Institutions | -1.03 | |
| Macroeconomic Stability | -0.57 | |
| Infrastructure | -0.82 | |
| Health | 0.02 | |
| Basic Education | -0.39 | |

| | score (EU28=0) | peers comparison |
|--|-------------------|------------------|
| Efficiency dimension | -0.43 | |
| Higher Education and lifelong learning | -1.18 | |
| Labour Market Efficiency | -0.06 | |
| Market Size | -0.06 | |

| | score (EU28=0) | peers comparison |
|-----------------------------|-------------------|------------------|
| Innovation dimension | -0.74 | |
| Technological Readiness | -0.93 | |
| Business Sophistication | -0.36 | |
| Innovation | -0.93 | |



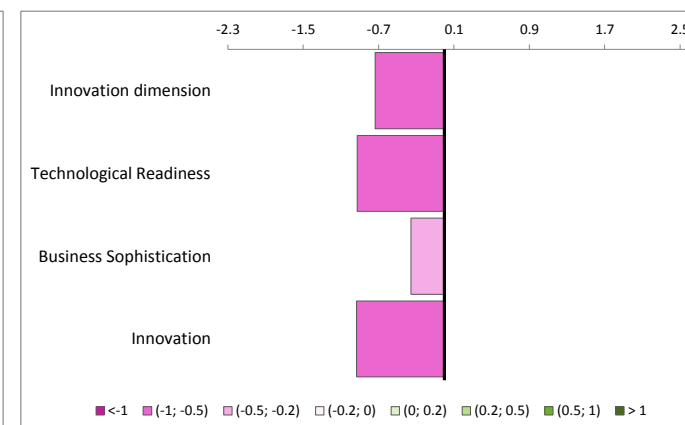
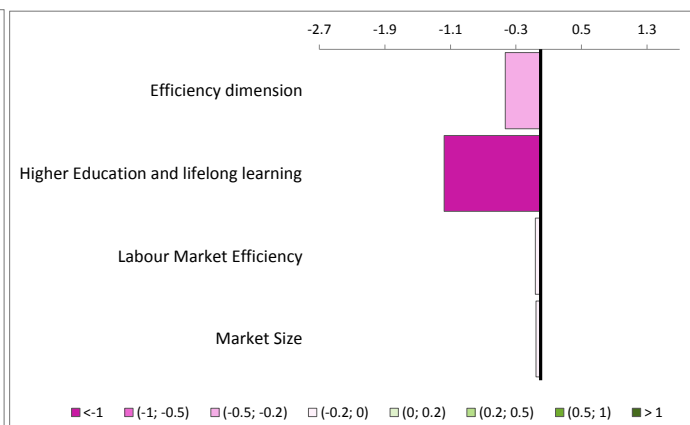
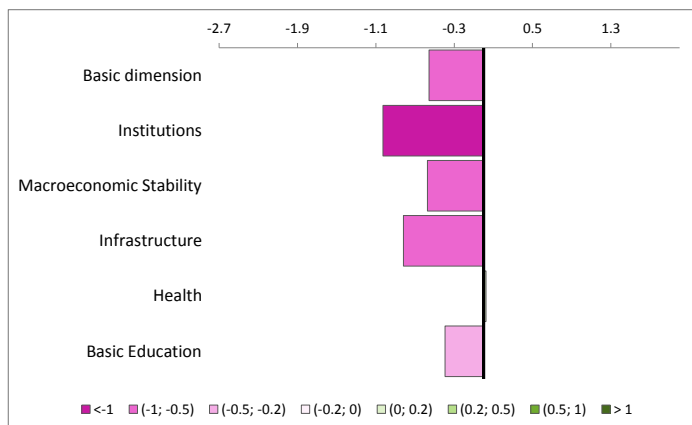
Overperforming with respect to its peers



Similar to peers



Underperforming with respect to its peers



* Equal ranking is assigned if the difference in score is equal or below 0.1 on the 0-100 scale

Note: Macroeconomic Stability and Basic Education at the country level

| RCI 2019 | Score | Score 0-100 | Rank* | GDP per head PPS - EU28=100 | Value | Rank | Stage of development (1 = Lowest; 5 = Highest) | 4 |
|----------|-------|-------------|---------|--------------------------------|-------|--------|---|---|
| | -0.30 | 48.55 | 172/268 | | 107 | 80/268 | | |

Peer Regions: Hampshire and Isle of Wight; Koblenz; Overijssel; Berlin and its commuting zone; Östra Mellansverige; Nordjylland; Sydsverige; Gelderland; Småland med öarna; Kärnten; Arnsberg; Gießen; Münster; Friuli-Venezia Giulia and Rhône-Alpes

| | score (EU28=0) | peers comparison |
|-------------------------|-------------------|------------------|
| Basic dimension | -0.26 | |
| Institutions | -1.30 | |
| Macroeconomic Stability | -0.57 | |
| Infrastructure | 0.20 | |
| Health | 0.75 | |
| Basic Education | -0.39 | |

| | score (EU28=0) | peers comparison |
|--|-------------------|------------------|
| Efficiency dimension | -0.34 | |
| Higher Education and lifelong learning | -0.69 | |
| Labour Market Efficiency | -0.39 | |
| Market Size | 0.05 | |

| | score (EU28=0) | peers comparison |
|-----------------------------|-------------------|------------------|
| Innovation dimension | -0.26 | |
| Technological Readiness | -0.70 | |
| Business Sophistication | -0.01 | |
| Innovation | -0.06 | |



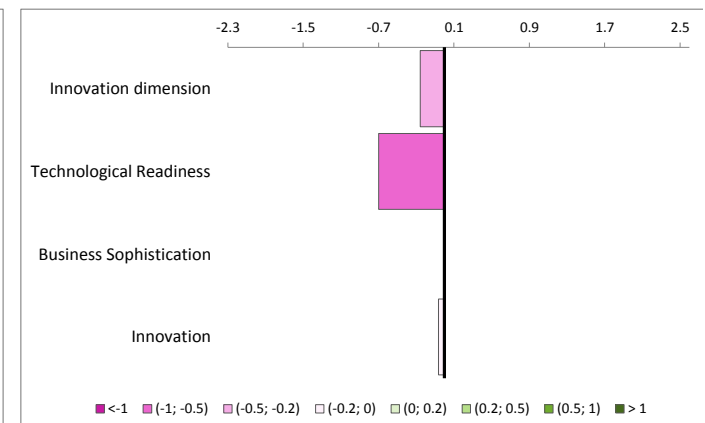
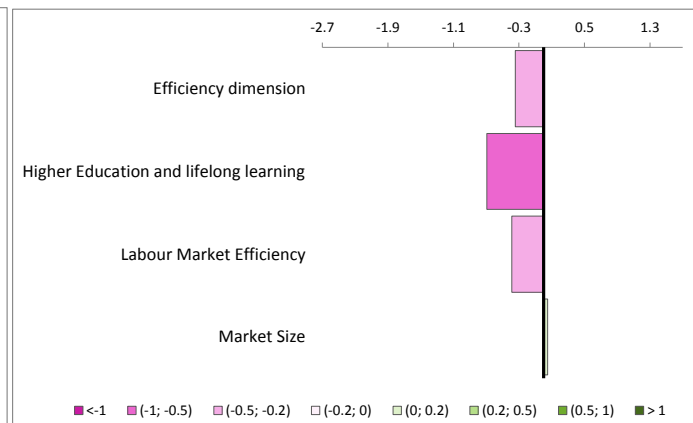
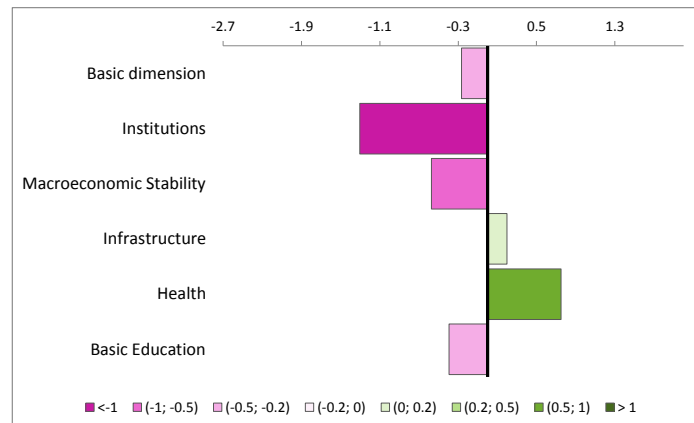
Overperforming with respect to its peers



Similar to peers



Underperforming with respect to its peers



* Equal ranking is assigned if the difference in score is equal or below 0.1 on the 0-100 scale

Note: Macroeconomic Stability and Basic Education at the country level

| RCI 2019 | Score | Score 0-100 | Rank* | GDP per head PPS - EU28=100 | Value | Rank | Stage of development (1 = Lowest; 5 = Highest) | 5 |
|----------|-------|-------------|---------|--------------------------------|-------|--------|---|---|
| | -0.07 | 57.01 | 145/268 | | 127 | 40/268 | | |

Peer Regions: Cheshire; Groningen; Zuid-Holland; Noord-Brabant; Oberpfalz; Düsseldorf; Åland; Unterfranken; Comunidad de Madrid; Wien and its commuting zone; Oberösterreich; Schwaben; Praha and its commuting zone ; Provincia Autonoma di Trento and Niederbayern

| | score (EU28=0) | peers comparison |
|-------------------------|-------------------|------------------|
| Basic dimension | -0.22 | |
| Institutions | -0.94 | |
| Macroeconomic Stability | -0.57 | |
| Infrastructure | 0.17 | |
| Health | 0.64 | |
| Basic Education | -0.39 | |

| | score (EU28=0) | peers comparison |
|--|-------------------|------------------|
| Efficiency dimension | 0.00 | |
| Higher Education and lifelong learning | -0.72 | |
| Labour Market Efficiency | -0.19 | |
| Market Size | 0.92 | |

| | score (EU28=0) | peers comparison |
|-----------------------------|-------------------|------------------|
| Innovation dimension | -0.11 | |
| Technological Readiness | -0.60 | |
| Business Sophistication | 0.32 | |
| Innovation | -0.04 | |



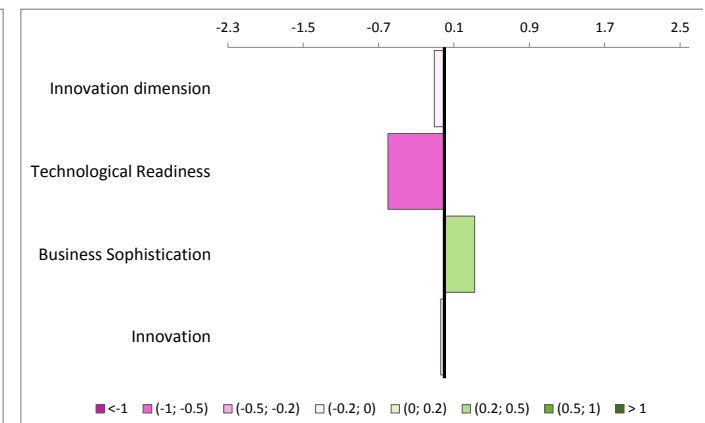
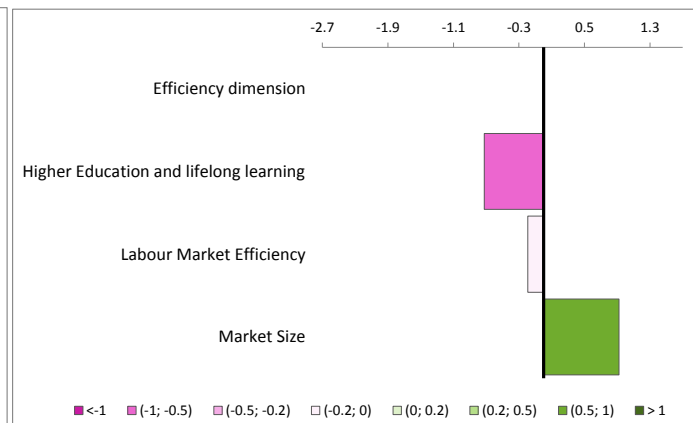
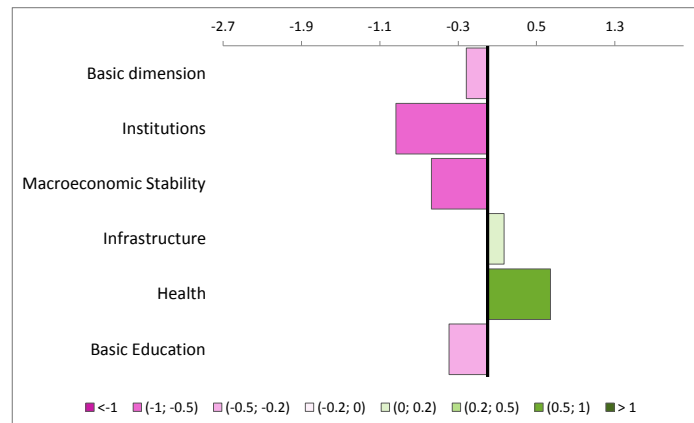
Overperforming with respect to its peers



Similar to peers



Underperforming with respect to its peers



* Equal ranking is assigned if the difference in score is equal or below 0.1 on the 0-100 scale

Note: Macroeconomic Stability and Basic Education at the country level

| RCI 2019 | Score | Score 0-100 | Rank* | GDP per head PPS - EU28=100 | Value | Rank | Stage of development (1 = Lowest; 5 = Highest) | 3 |
|----------|-------|-------------|---------|-----------------------------|-------|---------|--|---|
| | -0.69 | 34.20 | 213/268 | | 83 | 153/268 | | |

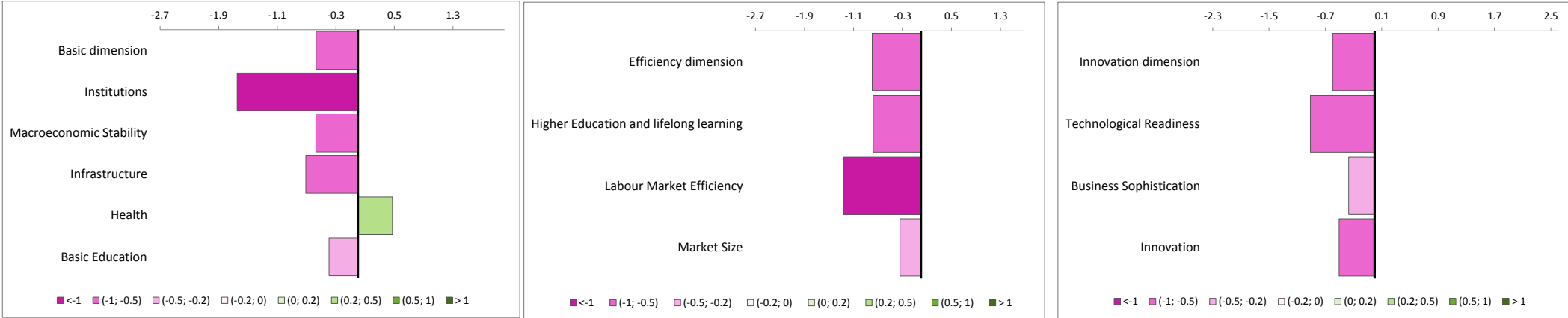
Peer Regions: Mecklenburg-Vorpommern; Derbyshire and Nottinghamshire; Umbria; Dorset and Somerset; Kýpros; Poitou-Charentes; Auvergne; Liège; Nord-Pas de Calais; Northumberland and Tyne and Wear; Basse-Normandie ; Northern and Western; Bourgogne; Cantabria and Corse

| | score (EU28=0) | peers comparison |
|-------------------------|----------------|------------------|
| Basic dimension | -0.57 | |
| Institutions | -1.65 | |
| Macroeconomic Stability | -0.57 | |
| Infrastructure | -0.71 | |
| Health | 0.47 | |
| Basic Education | -0.39 | |

| | score (EU28=0) | peers comparison |
|--|----------------|------------------|
| Efficiency dimension | -0.79 | |
| Higher Education and lifelong learning | -0.78 | |
| Labour Market Efficiency | -1.26 | |
| Market Size | -0.34 | |

| | score (EU28=0) | peers comparison |
|-------------------------|----------------|------------------|
| Innovation dimension | -0.60 | |
| Technological Readiness | -0.91 | |
| Business Sophistication | -0.37 | |
| Innovation | -0.50 | |

| | |
|--|---|
| | Overperforming with respect to its peers |
| | Similar to peers |
| | Underperforming with respect to its peers |



* Equal ranking is assigned if the difference in score is equal or below 0.1 on the 0-100 scale

Note: Macroeconomic Stability and Basic Education at the country level

| RCI 2019 | Score | Score 0-100 | Rank* | GDP per head PPS - EU28=100 | Value | Rank | Stage of development (1 = Lowest; 5 = Highest) | 2 |
|----------|-------|-------------|---------|--------------------------------|-------|---------|---|---|
| | -0.70 | 33.78 | 215/268 | | 67 | 209/268 | | |

Peer Regions: Pomorskie; West Wales and The Valleys; Andalucía; Ciudad Autónoma de Melilla; Centro; Região Autónoma dos Açores; Vzhodna Slovenija; Cornwall and Isles of Scilly; La Réunion; Norte; Latvija; Łódzkie; Sardegna; Západné Slovensko and Southern Scotland

| | score (EU28=0) | peers comparison |
|-------------------------|-------------------|------------------|
| Basic dimension | -0.59 | |
| Institutions | -1.27 | |
| Macroeconomic Stability | -0.57 | |
| Infrastructure | -1.33 | |
| Health | 0.64 | |
| Basic Education | -0.39 | |

| | score (EU28=0) | peers comparison |
|--|-------------------|------------------|
| Efficiency dimension | -0.74 | |
| Higher Education and lifelong learning | -0.80 | |
| Labour Market Efficiency | -0.94 | |
| Market Size | -0.48 | |

| | score (EU28=0) | peers comparison |
|-----------------------------|-------------------|------------------|
| Innovation dimension | -0.77 | |
| Technological Readiness | -1.37 | |
| Business Sophistication | -0.42 | |
| Innovation | -0.53 | |



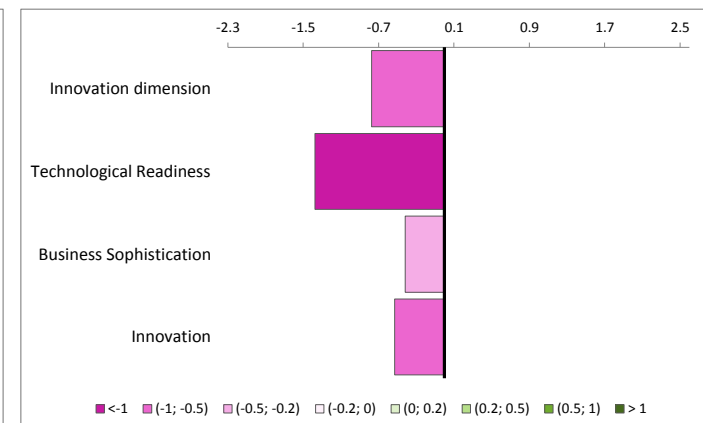
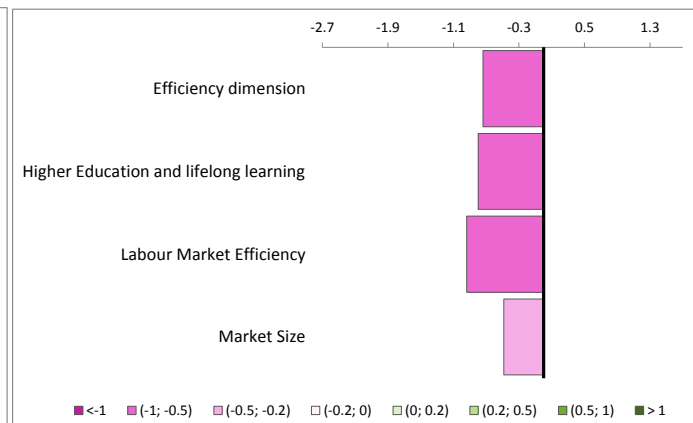
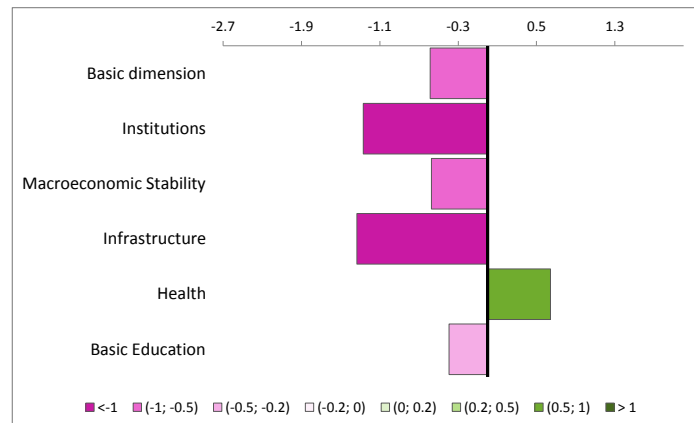
Overperforming with respect to its peers



Similar to peers



Underperforming with respect to its peers



* Equal ranking is assigned if the difference in score is equal or below 0.1 on the 0-100 scale

Note: Macroeconomic Stability and Basic Education at the country level

| RCI 2019 | Score | Score 0-100 | Rank* | GDP per head PPS - EU28=100 | Value | Rank | Stage of development (1 = Lowest; 5 = Highest) | 2 |
|----------|-------|-------------|---------|--------------------------------|-------|---------|---|---|
| | -0.91 | 25.89 | 232/268 | | 61 | 226/268 | | |

Peer Regions: Kontinentalna Hrvatska; Dytiki Makedonia; Sterea Ellada; Stredné Slovensko; Puglia; Vidurio ir vakarų Lietuvos regionas ; Vest; Ionia Nisia; Közép-Dunántúl; Małopolskie; Extremadura; Severozápad; Southern Scotland; Sicilia and Mazowiecki regionalny

| | score (EU28=0) | peers comparison |
|-------------------------|-------------------|------------------|
| Basic dimension | -0.45 | |
| Institutions | -1.61 | |
| Macroeconomic Stability | -0.57 | |
| Infrastructure | -0.07 | |
| Health | 0.42 | |
| Basic Education | -0.39 | |

| | score (EU28=0) | peers comparison |
|--|-------------------|------------------|
| Efficiency dimension | -1.24 | |
| Higher Education and lifelong learning | -1.48 | |
| Labour Market Efficiency | -2.08 | |
| Market Size | -0.17 | |

| | score (EU28=0) | peers comparison |
|-----------------------------|-------------------|------------------|
| Innovation dimension | -0.80 | |
| Technological Readiness | -1.27 | |
| Business Sophistication | -0.48 | |
| Innovation | -0.66 | |



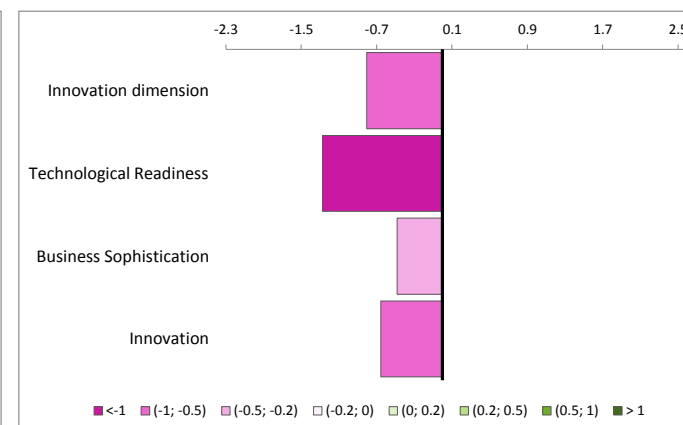
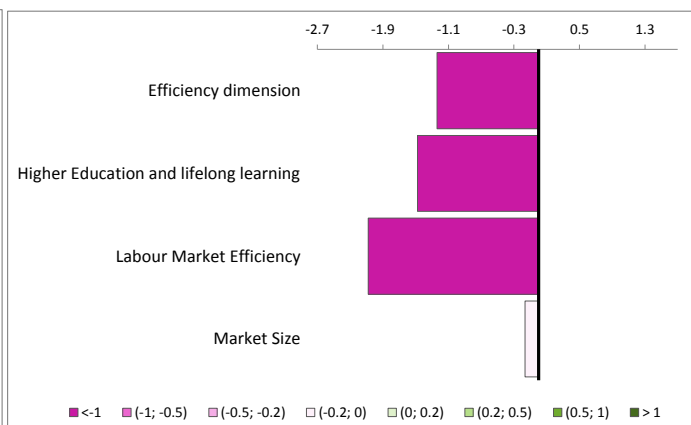
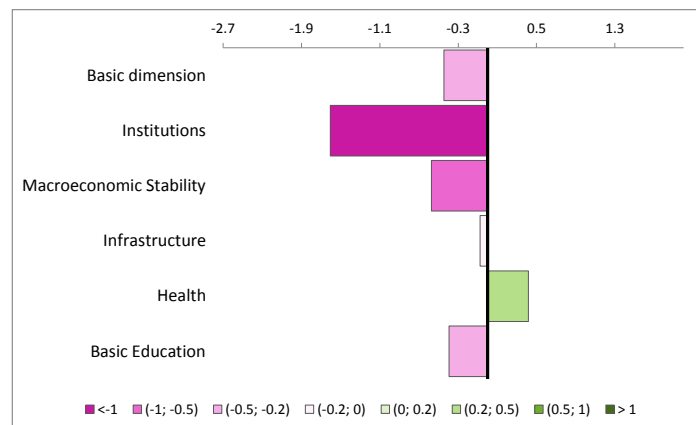
Overperforming with respect to its peers



Similar to peers



Underperforming with respect to its peers



* Equal ranking is assigned if the difference in score is equal or below 0.1 on the 0-100 scale

Note: Macroeconomic Stability and Basic Education at the country level

| RCI 2019 | Score | Score 0-100 | Rank* | GDP per head PPS - EU28=100 | Value | Rank | Stage of development (1 = Lowest; 5 = Highest) | 2 |
|----------|-------|-------------|---------|--------------------------------|-------|---------|---|---|
| | -1.00 | 22.72 | 235/268 | | 62 | 224/268 | | |

Peer Regions: Vidurio ir vakarų Lietuvos regionas ; Vest; Dytiki Makedonia; Ionia Nisia; Campania; Kontinentalna Hrvatska; Közép-Dunántúl; Małopolskie; Extremadura; Severozápad; Sterea Ellada; Stredné Slovensko; Southern Scotland; Łódzkie and Latvija

| | score (EU28=0) | peers comparison |
|-------------------------|-------------------|------------------|
| Basic dimension | -0.45 | |
| Institutions | -1.45 | |
| Macroeconomic Stability | -0.57 | |
| Infrastructure | -0.41 | |
| Health | 0.55 | |
| Basic Education | -0.39 | |

| | score (EU28=0) | peers comparison |
|--|-------------------|------------------|
| Efficiency dimension | -1.38 | |
| Higher Education and lifelong learning | -1.52 | |
| Labour Market Efficiency | -1.97 | |
| Market Size | -0.65 | |

| | score (EU28=0) | peers comparison |
|-----------------------------|-------------------|------------------|
| Innovation dimension | -0.86 | |
| Technological Readiness | -1.22 | |
| Business Sophistication | -0.32 | |
| Innovation | -1.05 | |



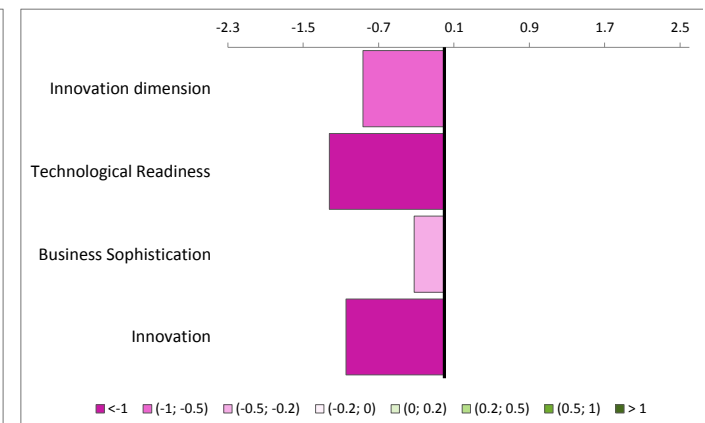
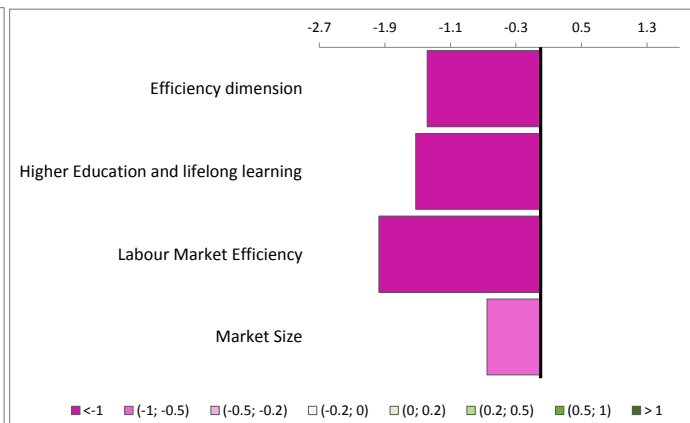
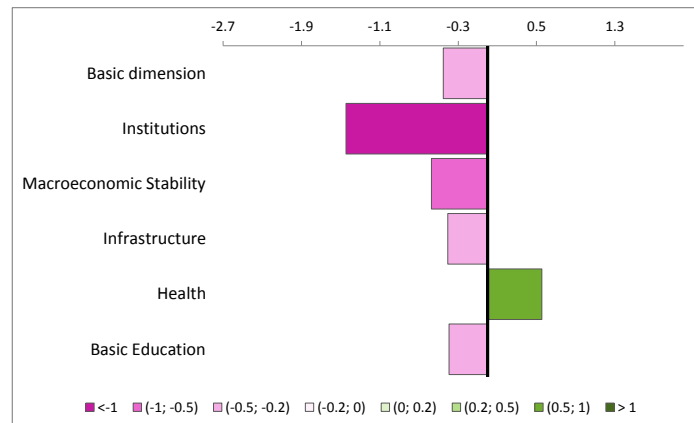
Overperforming with respect to its peers



Similar to peers



Underperforming with respect to its peers



* Equal ranking is assigned if the difference in score is equal or below 0.1 on the 0-100 scale

Note: Macroeconomic Stability and Basic Education at the country level

| RCI 2019 | Score | Score 0-100 | Rank* | GDP per head PPS - EU28=100 | Value | Rank | Stage of development (1 = Lowest; 5 = Highest) | 2 |
|----------|-------|-------------|---------|--------------------------------|-------|---------|---|---|
| | -0.91 | 26.03 | 231/268 | | 72 | 194/268 | | |

Peer Regions: Guadeloupe; Tees Valley and Durham; Śląskie; Střední Morava; Alentejo; Lincolnshire; Castilla-La Mancha; Nyugat-Dunántúl; Moravskoslezsko; Ciudad Autónoma de Ceuta; Região Autónoma da Madeira; Severovýchod; Západoé Slovensko; South Yorkshire and Luxembourg

| | score (EU28=0) | peers comparison |
|-------------------------|-------------------|------------------|
| Basic dimension | -0.68 | |
| Institutions | -1.50 | |
| Macroeconomic Stability | -0.57 | |
| Infrastructure | -1.23 | |
| Health | 0.27 | |
| Basic Education | -0.39 | |

| | score (EU28=0) | peers comparison |
|--|-------------------|------------------|
| Efficiency dimension | -1.06 | |
| Higher Education and lifelong learning | -0.95 | |
| Labour Market Efficiency | -1.35 | |
| Market Size | -0.87 | |

| | score (EU28=0) | peers comparison |
|-----------------------------|-------------------|------------------|
| Innovation dimension | -0.88 | |
| Technological Readiness | -1.12 | |
| Business Sophistication | -0.82 | |
| Innovation | -0.70 | |



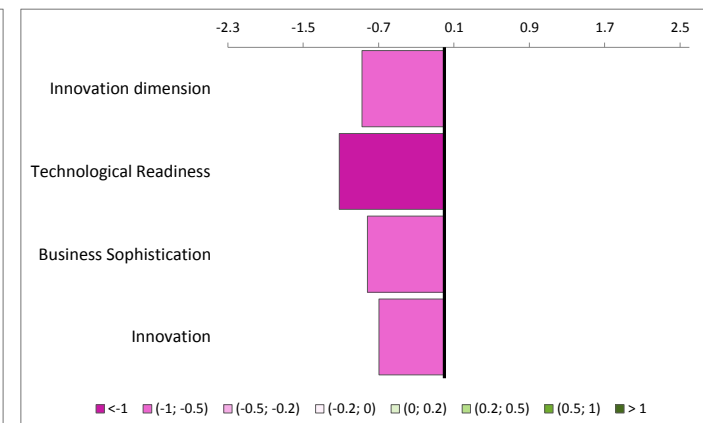
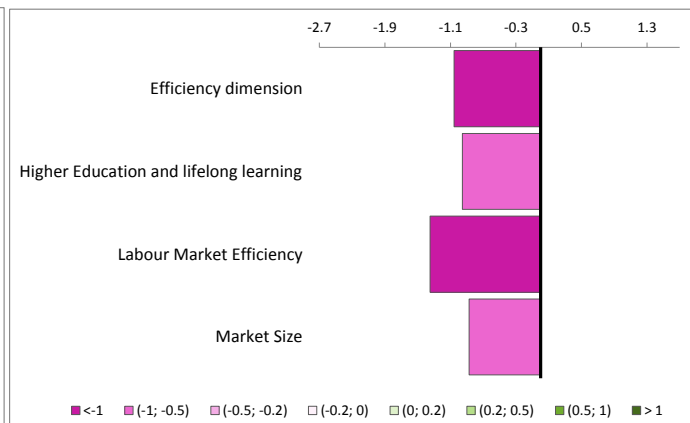
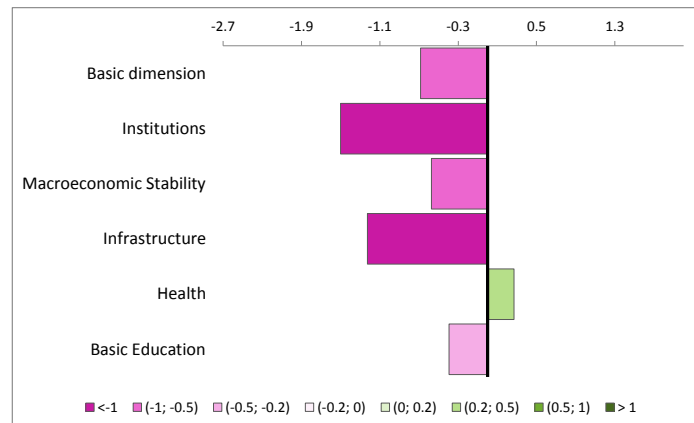
Overperforming with respect to its peers



Similar to peers



Underperforming with respect to its peers



* Equal ranking is assigned if the difference in score is equal or below 0.1 on the 0-100 scale

Note: Macroeconomic Stability and Basic Education at the country level

| RCI 2019 | Score | Score 0-100 | Rank* | GDP per head PPS - EU28=100 | Value | Rank | Stage of development (1 = Lowest; 5 = Highest) | 2 |
|----------|-------|-------------|---------|--------------------------------|-------|---------|---|---|
| | -1.11 | 18.42 | 244/268 | | 58 | 236/268 | | |

Peer Regions: Kriti; Lubuskie; Jadranska Hrvatska; Opolskie; Zachodniopomorskie; Mazowiecki regionalny; Kujawsko-pomorskie; Peloponnisos; Sicilia; Centru; Stredné Slovensko; Sterea Ellada; Kontinentalna Hrvatska; Campania and Dytiki Makedonia

| | score (EU28=0) | peers comparison |
|-------------------------|-------------------|------------------|
| Basic dimension | -0.60 | |
| Institutions | -1.75 | |
| Macroeconomic Stability | -0.57 | |
| Infrastructure | -0.71 | |
| Health | 0.44 | |
| Basic Education | -0.39 | |

| | score (EU28=0) | peers comparison |
|--|-------------------|------------------|
| Efficiency dimension | -1.48 | |
| Higher Education and lifelong learning | -1.30 | |
| Labour Market Efficiency | -2.05 | |
| Market Size | -1.09 | |

| | score (EU28=0) | peers comparison |
|-----------------------------|-------------------|------------------|
| Innovation dimension | -0.98 | |
| Technological Readiness | -1.40 | |
| Business Sophistication | -0.48 | |
| Innovation | -1.06 | |



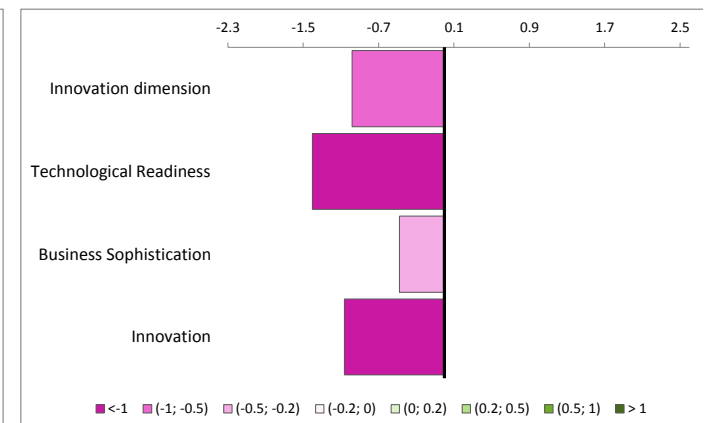
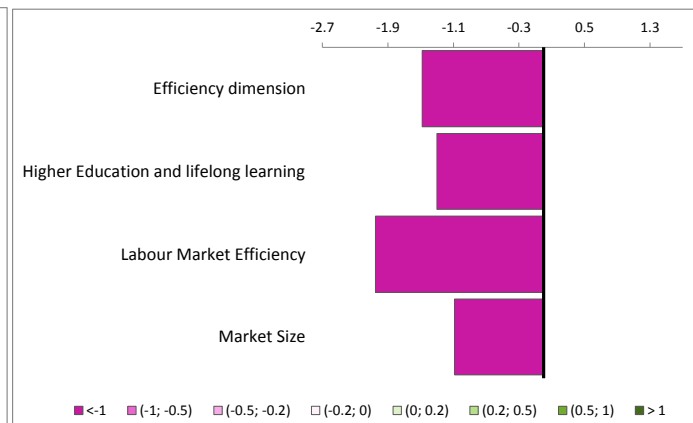
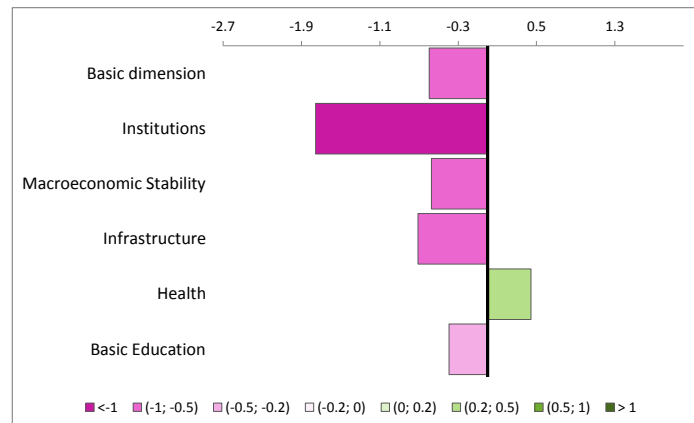
Overperforming with respect to its peers



Similar to peers



Underperforming with respect to its peers



* Equal ranking is assigned if the difference in score is equal or below 0.1 on the 0-100 scale

Note: Macroeconomic Stability and Basic Education at the country level

| RCI 2019 | Score | Score 0-100 | Rank* | GDP per head PPS - EU28=100 | Value | Rank | Stage of development (1 = Lowest; 5 = Highest) | 2 |
|----------|-------|-------------|---------|--------------------------------|-------|---------|---|---|
| | -1.09 | 19.07 | 241/268 | | 59 | 230/268 | | |

Peer Regions: Mazowiecki regionalny; Zachodniopomorskie; Jadranska Hrvatska; Lubuskie; Kriti; Calabria; Stredné Slovensko; Sterea Ellada; Opolskie; Kontinentalna Hrvatska; Campania; Dytiki Makedonia; Kujawsko-pomorskie; Peloponnisos and Puglia

| | score (EU28=0) | peers comparison |
|-------------------------|-------------------|------------------|
| Basic dimension | -0.48 | |
| Institutions | -1.45 | |
| Macroeconomic Stability | -0.57 | |
| Infrastructure | -0.38 | |
| Health | 0.40 | |
| Basic Education | -0.39 | |

| | score (EU28=0) | peers comparison |
|--|-------------------|------------------|
| Efficiency dimension | -1.55 | |
| Higher Education and lifelong learning | -1.82 | |
| Labour Market Efficiency | -2.08 | |
| Market Size | -0.76 | |

| | score (EU28=0) | peers comparison |
|-----------------------------|-------------------|------------------|
| Innovation dimension | -0.90 | |
| Technological Readiness | -1.38 | |
| Business Sophistication | -0.41 | |
| Innovation | -0.90 | |



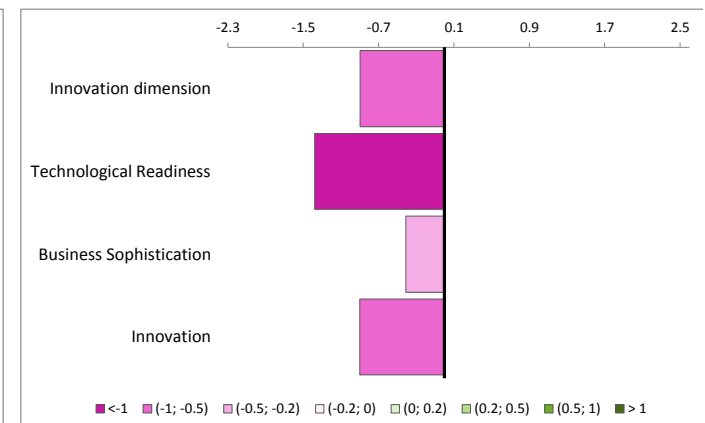
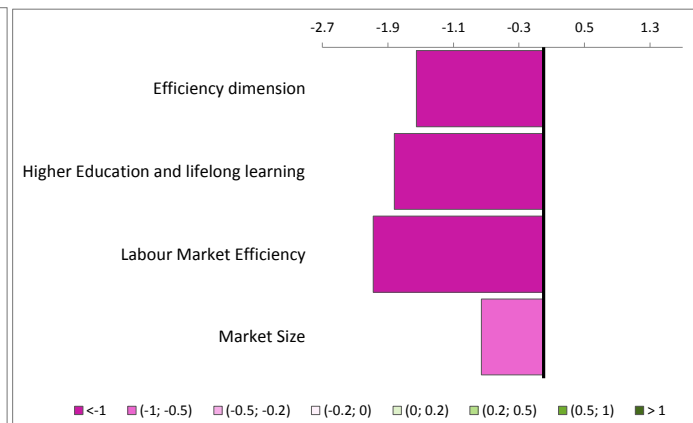
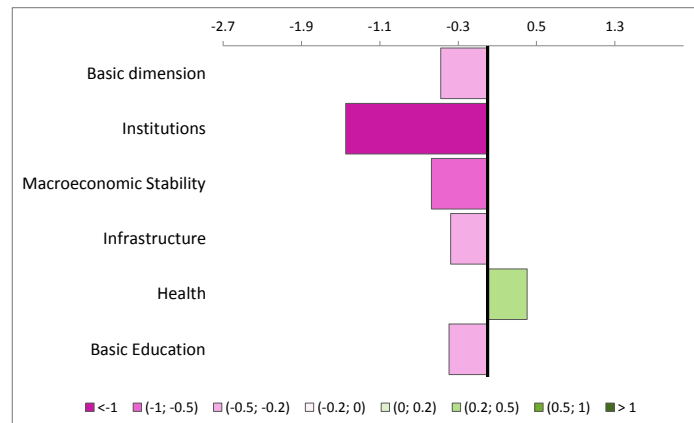
Overperforming with respect to its peers



Similar to peers



Underperforming with respect to its peers



* Equal ranking is assigned if the difference in score is equal or below 0.1 on the 0-100 scale

Note: Macroeconomic Stability and Basic Education at the country level

| RCI 2019 | Score | Score 0-100 | Rank* | GDP per head PPS - EU28=100 | Value | Rank | Stage of development (1 = Lowest; 5 = Highest) | 2 |
|----------|-------|-------------|---------|--------------------------------|-------|---------|---|---|
| | -0.97 | 23.75 | 234/268 | | 70 | 202/268 | | |

Peer Regions: Západoé Slovensko; La Réunion; Cornwall and Isles of Scilly; Castilla-La Mancha; Lincolnshire; Vzhodna Slovenija; Alentejo; Střední Morava; Região Autónoma dos Açores; Śląskie; Guadeloupe; Basilicata; Tees Valley and Durham; Nyugat-Dunántúl and Andalucía

| | score (EU28=0) | peers comparison |
|-------------------------|-------------------|------------------|
| Basic dimension | -0.57 | |
| Institutions | -1.29 | |
| Macroeconomic Stability | -0.57 | |
| Infrastructure | -0.90 | |
| Health | 0.29 | |
| Basic Education | -0.39 | |

| | score (EU28=0) | peers comparison |
|--|-------------------|------------------|
| Efficiency dimension | -1.35 | |
| Higher Education and lifelong learning | -1.51 | |
| Labour Market Efficiency | -1.30 | |
| Market Size | -1.23 | |

| | score (EU28=0) | peers comparison |
|-----------------------------|-------------------|------------------|
| Innovation dimension | -0.61 | |
| Technological Readiness | -0.67 | |
| Business Sophistication | -0.17 | |
| Innovation | -0.99 | |



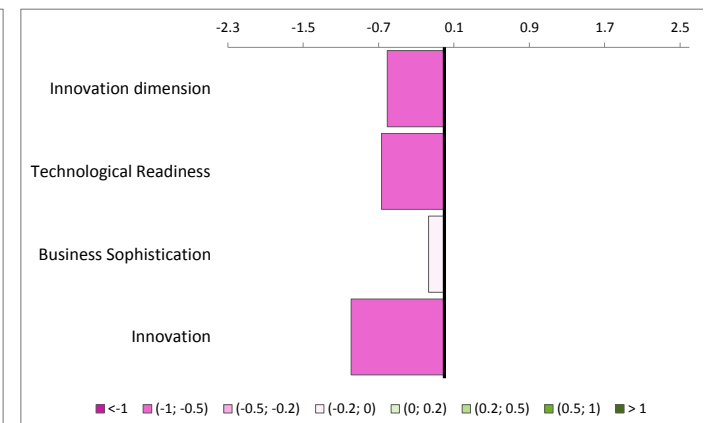
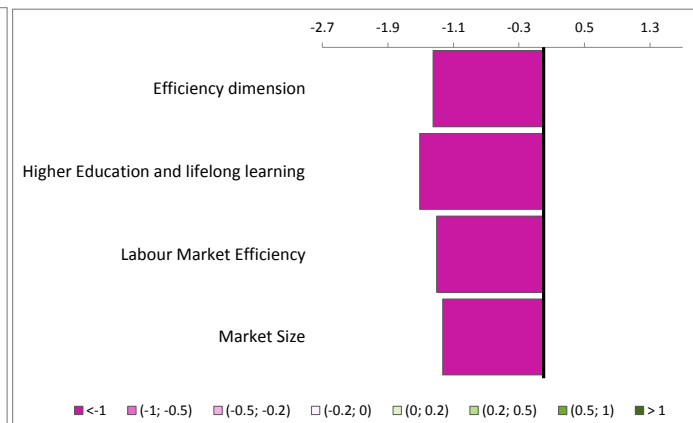
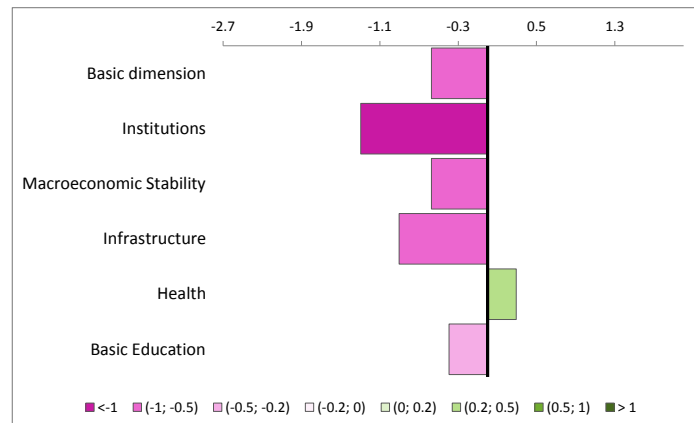
Overperforming with respect to its peers



Similar to peers



Underperforming with respect to its peers



* Equal ranking is assigned if the difference in score is equal or below 0.1 on the 0-100 scale

Note: Macroeconomic Stability and Basic Education at the country level

| RCI 2019 | Score | Score 0-100 | Rank* | GDP per head PPS - EU28=100 | Value | Rank | Stage of development (1 = Lowest; 5 = Highest) | 5 |
|----------|-------|-------------|---------|--------------------------------|-------|--------|---|---|
| | -0.35 | 46.67 | 176/268 | | 145 | 21/268 | | |

Peer Regions: Helsinki-Uusimaa; Berkshire, Buckinghamshire and Oxfordshire; Vorarlberg; Antwerpen; Warszawski stołeczny; București - Ilfov; North Eastern Scotland; Salzburg; Tirol; Karlsruhe; Mittelfranken; Bremen; Tübingen; Braunschweig and Utrecht

| | score (EU28=0) | peers comparison |
|-------------------------|-------------------|------------------|
| Basic dimension | -0.60 | |
| Institutions | -0.88 | |
| Macroeconomic Stability | -0.57 | |
| Infrastructure | -1.52 | |
| Health | 0.36 | |
| Basic Education | -0.39 | |

| | score (EU28=0) | peers comparison |
|--|-------------------|------------------|
| Efficiency dimension | -0.10 | |
| Higher Education and lifelong learning | -0.62 | |
| Labour Market Efficiency | 0.40 | |
| Market Size | -0.06 | |

| | score (EU28=0) | peers comparison |
|-----------------------------|-------------------|------------------|
| Innovation dimension | -0.61 | |
| Technological Readiness | -0.66 | |
| Business Sophistication | -0.38 | |
| Innovation | -0.80 | |



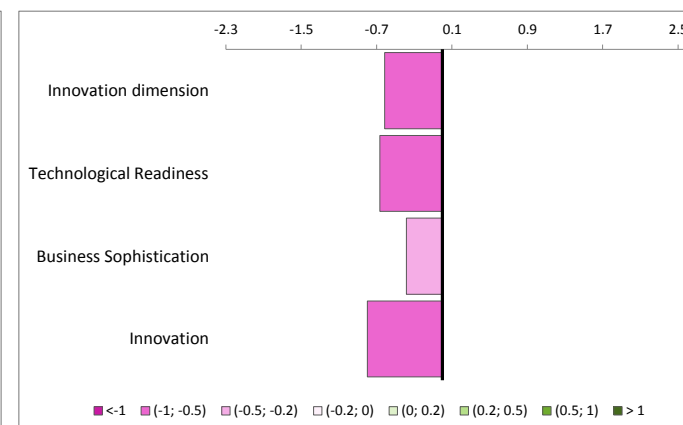
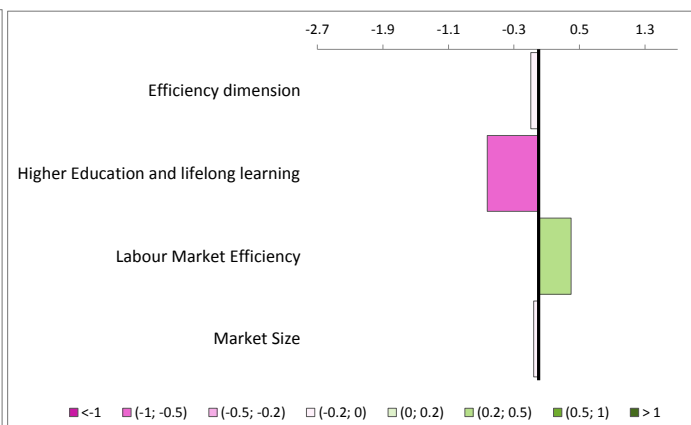
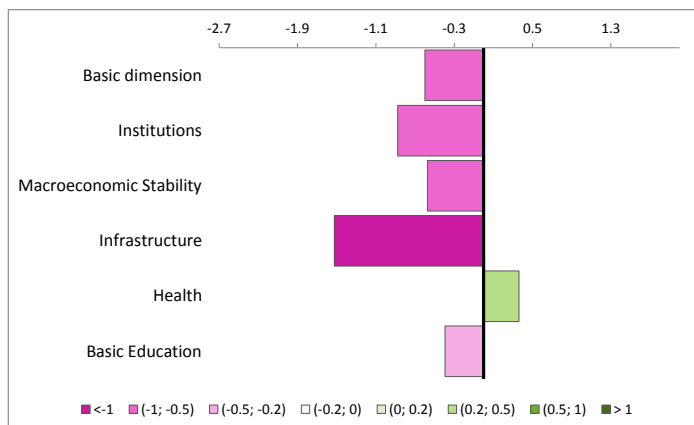
Overperforming with respect to its peers



Similar to peers



Underperforming with respect to its peers



* Equal ranking is assigned if the difference in score is equal or below 0.1 on the 0-100 scale

Note: Macroeconomic Stability and Basic Education at the country level

| RCI 2019 | Score | Score 0-100 | Rank* | GDP per head PPS - EU28=100 | Value | Rank | Stage of development (1 = Lowest; 5 = Highest) | 5 |
|----------|-------|-------------|---------|--------------------------------|-------|--------|---|---|
| | -0.14 | 54.55 | 155/268 | | 122 | 46/268 | | |

Peer Regions: Niederbayern; Västsverige; Schwaben; Freiburg; País Vasco; Valle d'Aosta/Vallée d'Aoste; Emilia-Romagna; Comunidad de Madrid; Unterfranken; Rheinhessen-Pfalz; Detmold; Hannover; Groningen; Cheshire and Lombardia

| | score (EU28=0) | peers comparison |
|-------------------------|-------------------|------------------|
| Basic dimension | -0.54 | |
| Institutions | -0.88 | |
| Macroeconomic Stability | -0.57 | |
| Infrastructure | -1.40 | |
| Health | 0.56 | |
| Basic Education | -0.39 | |

| | score (EU28=0) | peers comparison |
|--|-------------------|------------------|
| Efficiency dimension | -0.01 | |
| Higher Education and lifelong learning | -0.28 | |
| Labour Market Efficiency | 0.03 | |
| Market Size | 0.22 | |

| | score (EU28=0) | peers comparison |
|-----------------------------|-------------------|------------------|
| Innovation dimension | -0.09 | |
| Technological Readiness | -0.49 | |
| Business Sophistication | 0.24 | |
| Innovation | -0.02 | |



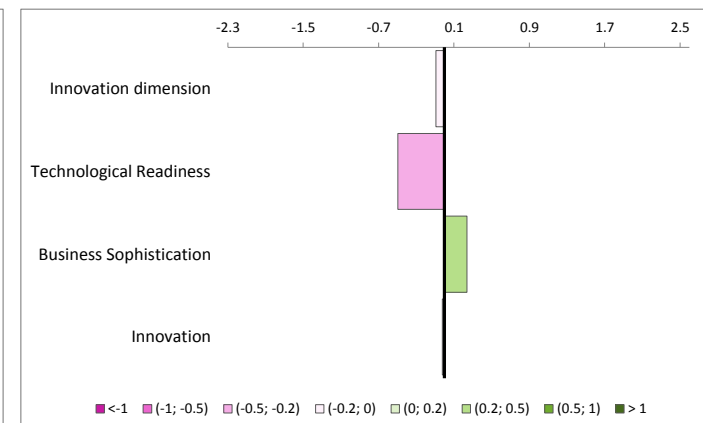
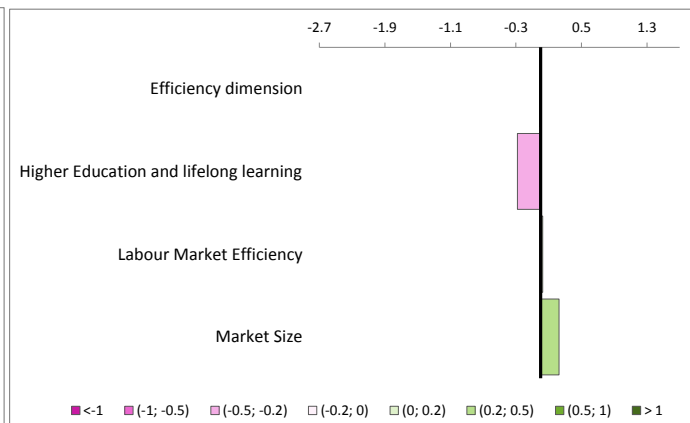
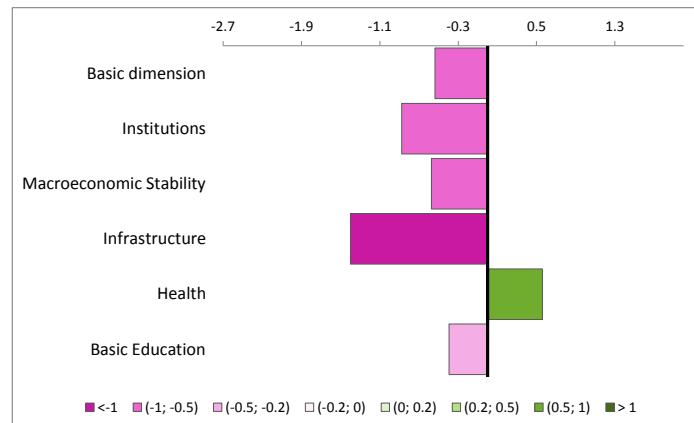
Overperforming with respect to its peers



Similar to peers



Underperforming with respect to its peers



* Equal ranking is assigned if the difference in score is equal or below 0.1 on the 0-100 scale

Note: Macroeconomic Stability and Basic Education at the country level

| RCI 2019 | Score | Score 0-100 | Rank* | GDP per head PPS - EU28=100 | Value | Rank | Stage of development (1 = Lowest; 5 = Highest) | 5 |
|----------|-------|-------------|---------|-----------------------------|-------|--------|--|---|
| | -0.26 | 50.07 | 168/268 | | 110 | 67/268 | | |

Peer Regions: Lazio; Weser-Ems; Sostinès regionas; Övre Norrland; Eastern Scotland; Surrey, East and West Sussex; Cataluña; Gloucestershire, Wiltshire and Bristol/Bath area; Oost-Vlaanderen; Limburg; Arnsberg; Saarland; Kärnten; Comunidad Foral de Navarra and Midtjylland

| | score (EU28=0) | peers comparison |
|-------------------------|----------------|------------------|
| Basic dimension | -0.30 | |
| Institutions | -0.92 | |
| Macroeconomic Stability | -0.57 | |
| Infrastructure | -0.14 | |
| Health | 0.54 | |
| Basic Education | -0.39 | |

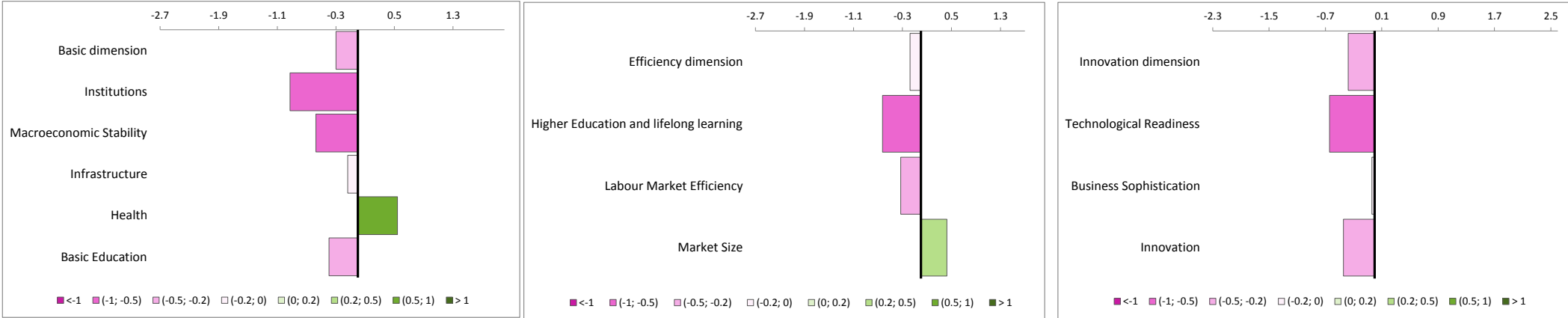
| | score (EU28=0) | peers comparison |
|--|----------------|------------------|
| Efficiency dimension | -0.18 | |
| Higher Education and lifelong learning | -0.63 | |
| Labour Market Efficiency | -0.33 | |
| Market Size | 0.42 | |

| | score (EU28=0) | peers comparison |
|-------------------------|----------------|------------------|
| Innovation dimension | -0.38 | |
| Technological Readiness | -0.64 | |
| Business Sophistication | -0.04 | |
| Innovation | -0.44 | |

Overperforming with respect to its peers

Similar to peers

Underperforming with respect to its peers



* Equal ranking is assigned if the difference in score is equal or below 0.1 on the 0-100 scale

Note: Macroeconomic Stability and Basic Education at the country level

| RCI 2019 | Score | Score 0-100 | Rank* | GDP per head PPS - EU28=100 | Value | Rank | Stage of development (1 = Lowest; 5 = Highest) | 4 |
|----------|-------|-------------|---------|--------------------------------|-------|--------|---|---|
| | -0.28 | 49.17 | 169/268 | | 104 | 89/268 | | |

Peer Regions: Rhône-Alpes; Münster; Gießen; Småland med öarna; Mellersta Norrland; Sydsverige; Közép-Magyarország (Budapest and its commuting zone); Toscana; Östra Mellansverige; Berlin and its commuting zone; Overijssel; Hampshire and Isle of Wight; Liguria; Zeeland and Piemonte

| | score (EU28=0) | peers comparison |
|-------------------------|-------------------|------------------|
| Basic dimension | -0.38 | |
| Institutions | -0.94 | |
| Macroeconomic Stability | -0.57 | |
| Infrastructure | -0.45 | |
| Health | 0.46 | |
| Basic Education | -0.39 | |

| | score (EU28=0) | peers comparison |
|--|-------------------|------------------|
| Efficiency dimension | -0.24 | |
| Higher Education and lifelong learning | -0.40 | |
| Labour Market Efficiency | -0.32 | |
| Market Size | 0.01 | |

| | score (EU28=0) | peers comparison |
|-----------------------------|-------------------|------------------|
| Innovation dimension | -0.29 | |
| Technological Readiness | -0.78 | |
| Business Sophistication | 0.03 | |
| Innovation | -0.13 | |



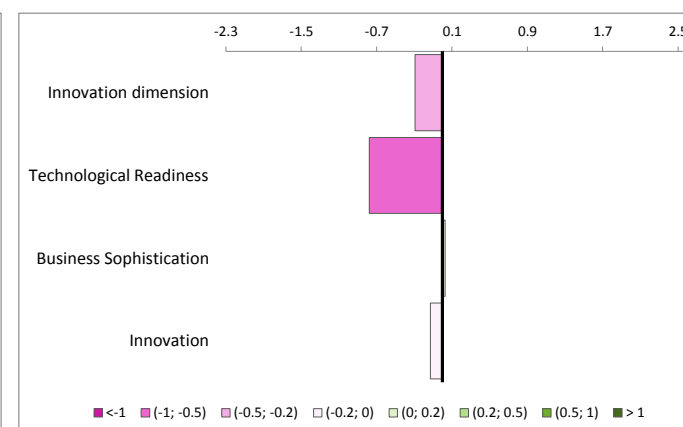
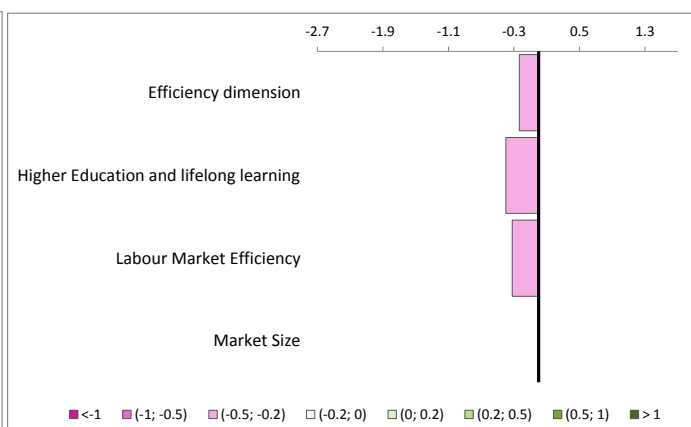
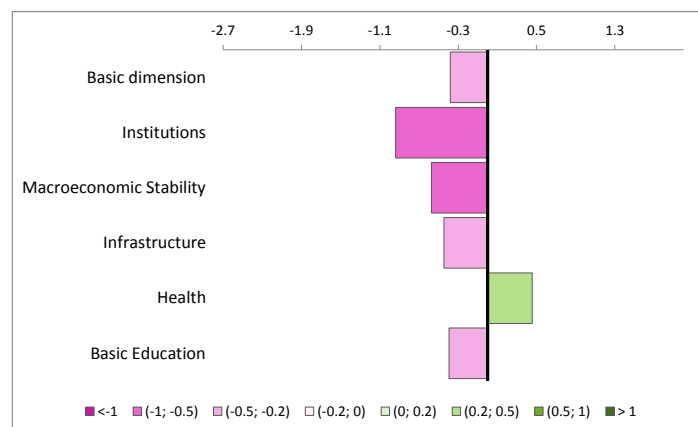
Overperforming with respect to its peers



Similar to peers



Underperforming with respect to its peers



* Equal ranking is assigned if the difference in score is equal or below 0.1 on the 0-100 scale

Note: Macroeconomic Stability and Basic Education at the country level

| RCI 2019 | Score | Score 0-100 | Rank* | GDP per head PPS - EU28=100 | Value | Rank | Stage of development (1 = Lowest; 5 = Highest) | 5 |
|----------|-------|-------------|---------|-----------------------------|-------|--------|--|---|
| | -0.18 | 53.19 | 162/268 | | 119 | 52/268 | | |

Peer Regions: Valle d'Aosta/Vallée d'Aoste; Rheinhessen-Pfalz; Detmold; País Vasco; Freiburg; Hannover; Västsverige; Niederbayern; Provincia Autonoma di Trento; Oberfranken; Steiermark; West-Vlaanderen; Kassel; Schwaben and Syddanmark

| | score (EU28=0) | peers comparison |
|-------------------------|----------------|------------------|
| Basic dimension | -0.32 | |
| Institutions | -0.92 | |
| Macroeconomic Stability | -0.57 | |
| Infrastructure | -0.23 | |
| Health | 0.50 | |
| Basic Education | -0.39 | |

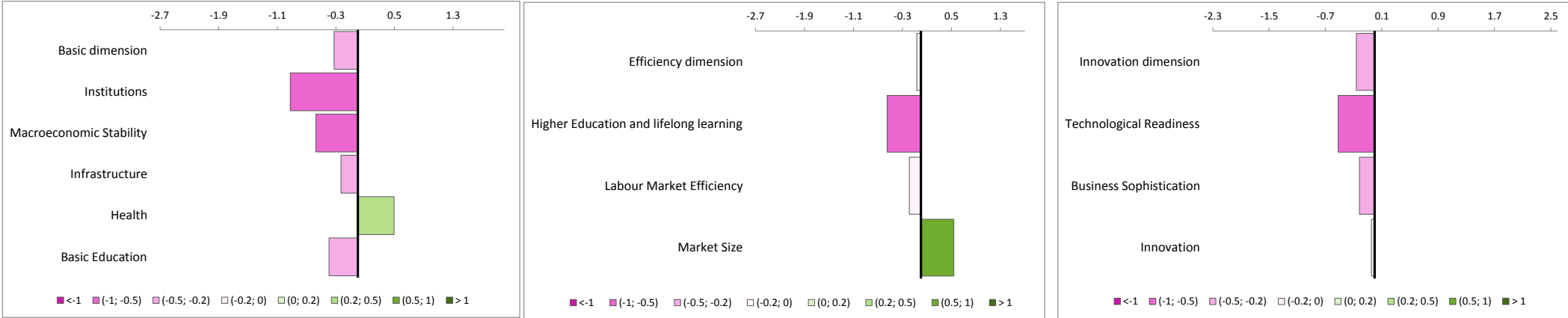
| | score (EU28=0) | peers comparison |
|--|----------------|------------------|
| Efficiency dimension | -0.07 | |
| Higher Education and lifelong learning | -0.55 | |
| Labour Market Efficiency | -0.19 | |
| Market Size | 0.54 | |

| | score (EU28=0) | peers comparison |
|-----------------------------|----------------|------------------|
| Innovation dimension | -0.26 | |
| Technological Readiness | -0.52 | |
| Business Sophistication | -0.22 | |
| Innovation | -0.05 | |

Overperforming with respect to its peers

Similar to peers

Underperforming with respect to its peers



* Equal ranking is assigned if the difference in score is equal or below 0.1 on the 0-100 scale

Note: Macroeconomic Stability and Basic Education at the country level

| RCI 2019 | Score | Score 0-100 | Rank* | GDP per head PPS - EU28=100 | Value | Rank | Stage of development (1 = Lowest; 5 = Highest) | 4 |
|----------|-------|-------------|---------|--------------------------------|-------|--------|---|---|
| | -0.32 | 47.77 | 173/268 | | 103 | 93/268 | | |

Peer Regions: Közép-Magyarország (Budapest and its commuting zone); Mellersta Norrland; Zeeland; Piemonte; Rhône-Alpes; Friuli-Venezia Giulia; Münster; Gießen; Schleswig-Holstein; Área Metr. de Lisboa; Småland med öarna; Sydsverige; Östra Mellansverige; Berlin and its commuting zone and Overijssel

| | score (EU28=0) | peers comparison |
|-------------------------|-------------------|------------------|
| Basic dimension | -0.39 | |
| Institutions | -1.11 | |
| Macroeconomic Stability | -0.57 | |
| Infrastructure | -0.44 | |
| Health | 0.55 | |
| Basic Education | -0.39 | |

| | score (EU28=0) | peers comparison |
|--|-------------------|------------------|
| Efficiency dimension | -0.28 | |
| Higher Education and lifelong learning | -0.65 | |
| Labour Market Efficiency | -0.28 | |
| Market Size | 0.07 | |

| | score (EU28=0) | peers comparison |
|-----------------------------|-------------------|------------------|
| Innovation dimension | -0.33 | |
| Technological Readiness | -0.63 | |
| Business Sophistication | -0.01 | |
| Innovation | -0.36 | |



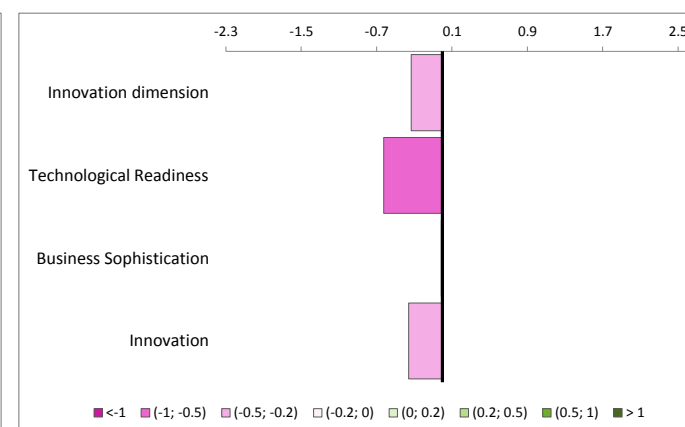
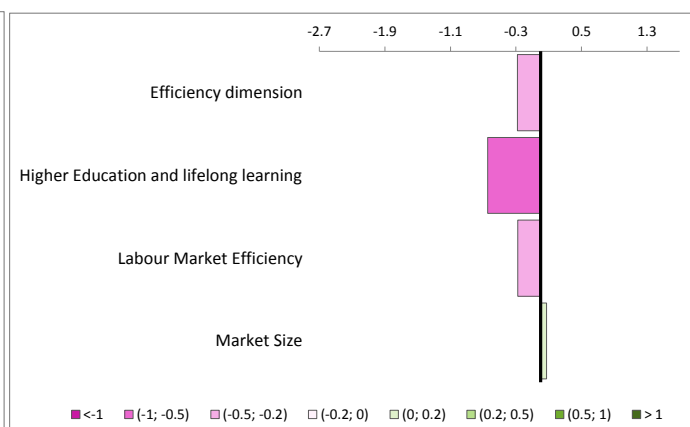
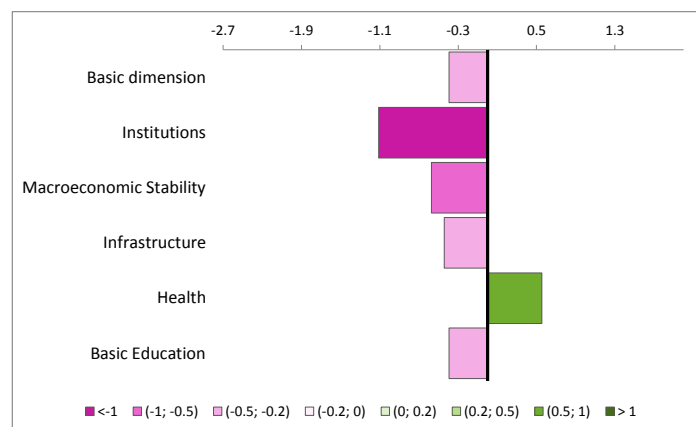
Overperforming with respect to its peers



Similar to peers



Underperforming with respect to its peers



* Equal ranking is assigned if the difference in score is equal or below 0.1 on the 0-100 scale

Note: Macroeconomic Stability and Basic Education at the country level

| RCI 2019 | Score | Score 0-100 | Rank* | GDP per head PPS - EU28=100 | Value | Rank | Stage of development (1 = Lowest; 5 = Highest) | 3 |
|----------|-------|-------------|---------|-----------------------------|-------|---------|--|---|
| | -0.44 | 43.49 | 184/268 | | 83 | 152/268 | | |

Peer Regions: Kýpros; Abruzzo; Mecklenburg-Vorpommern; Poitou-Charentes; Derbyshire and Nottinghamshire; Dorset and Somerset; Liège; Nord-Pas de Calais; Northumberland and Tyne and Wear; Northern and Western; Auvergne; Bourgogne; Basse-Normandie ; Corse and Castilla y León

| | score (EU28=0) | peers comparison |
|-------------------------|----------------|------------------|
| Basic dimension | -0.54 | |
| Institutions | -1.43 | |
| Macroeconomic Stability | -0.57 | |
| Infrastructure | -0.89 | |
| Health | 0.59 | |
| Basic Education | -0.39 | |

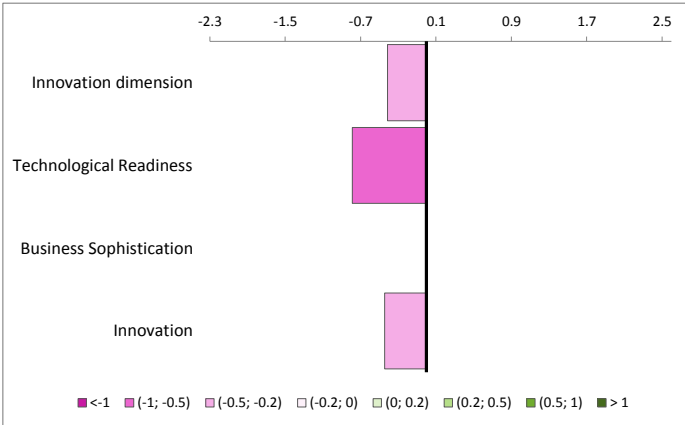
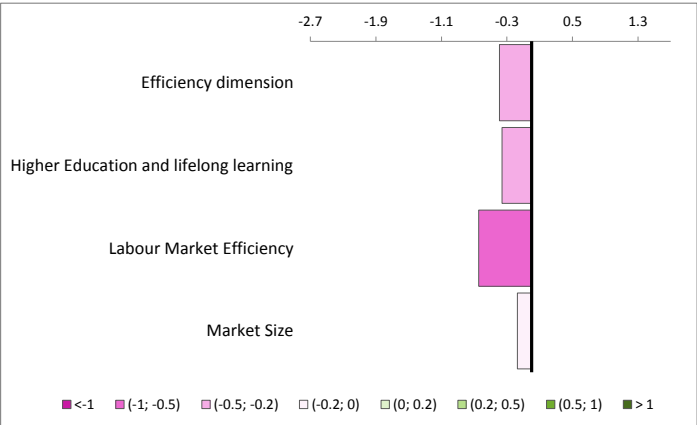
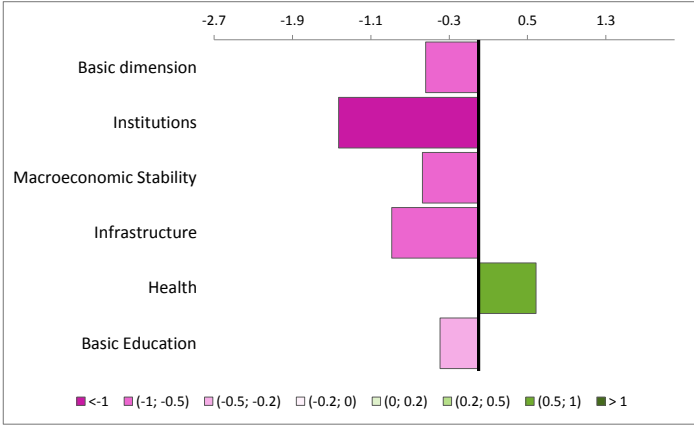
| | score (EU28=0) | peers comparison |
|--|----------------|------------------|
| Efficiency dimension | -0.39 | |
| Higher Education and lifelong learning | -0.36 | |
| Labour Market Efficiency | -0.65 | |
| Market Size | -0.17 | |

| | score (EU28=0) | peers comparison |
|-------------------------|----------------|------------------|
| Innovation dimension | -0.41 | |
| Technological Readiness | -0.79 | |
| Business Sophistication | -0.01 | |
| Innovation | -0.45 | |

Overperforming with respect to its peers

Similar to peers

Underperforming with respect to its peers



* Equal ranking is assigned if the difference in score is equal or below 0.1 on the 0-100 scale

Note: Macroeconomic Stability and Basic Education at the country level

| RCI 2019 | Score | Score 0-100 | Rank* | GDP per head PPS - EU28=100 | Value | Rank | Stage of development (1 = Lowest; 5 = Highest) | 4 |
|----------|-------|-------------|---------|-----------------------------|-------|---------|--|---|
| | -0.49 | 41.72 | 188/268 | | 91 | 124/268 | | |

Peer Regions: Aquitaine; Attiki; West Central Scotland; North Yorkshire; Burgenland; Greater Manchester; West Yorkshire; Cumbria; Thüringen; Haute-Normandie; Pohjois- ja Itä-Suomi; West Midlands; Pays de la Loire; Friesland and Drenthe

| | score (EU28=0) | peers comparison |
|-------------------------|----------------|------------------|
| Basic dimension | -0.47 | |
| Institutions | -1.37 | |
| Macroeconomic Stability | -0.57 | |
| Infrastructure | -0.58 | |
| Health | 0.54 | |
| Basic Education | -0.39 | |

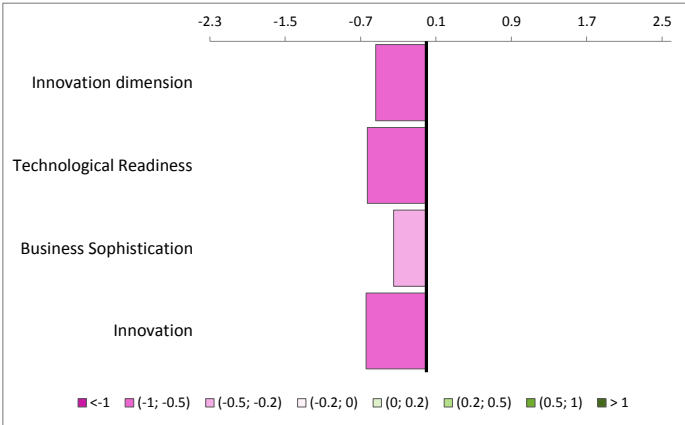
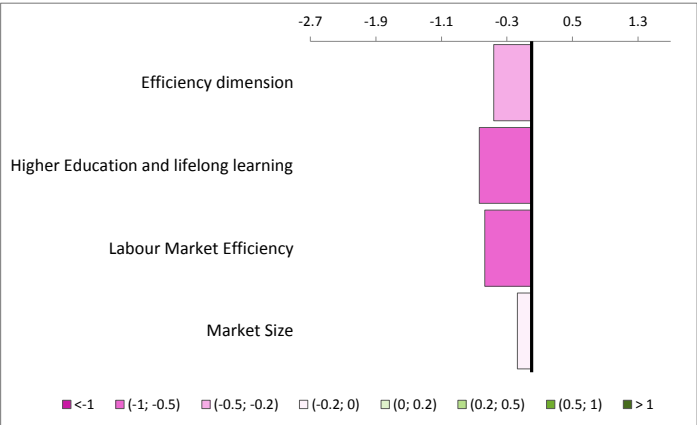
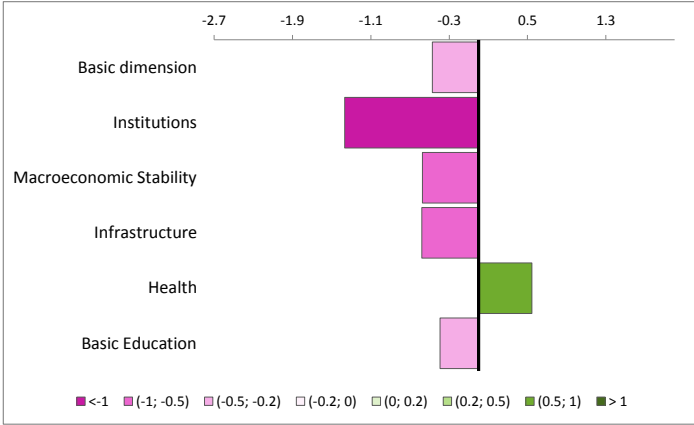
| | score (EU28=0) | peers comparison |
|--|----------------|------------------|
| Efficiency dimension | -0.46 | |
| Higher Education and lifelong learning | -0.64 | |
| Labour Market Efficiency | -0.57 | |
| Market Size | -0.17 | |

| | score (EU28=0) | peers comparison |
|-------------------------|----------------|------------------|
| Innovation dimension | -0.54 | |
| Technological Readiness | -0.63 | |
| Business Sophistication | -0.35 | |
| Innovation | -0.64 | |

Overperforming with respect to its peers

Similar to peers

Underperforming with respect to its peers



* Equal ranking is assigned if the difference in score is equal or below 0.1 on the 0-100 scale

Note: Macroeconomic Stability and Basic Education at the country level

| RCI 2019 | Score | Score 0-100 | Rank* | GDP per head PPS - EU28=100 | Value | Rank | Stage of development (1 = Lowest; 5 = Highest) | 5 |
|----------|-------|-------------|---------|--------------------------------|-------|--------|---|---|
| | -0.18 | 53.09 | 163/268 | | 110 | 68/268 | | |

Peer Regions: Weser-Ems; Veneto; Sostinès regionas; Eastern Scotland; Övre Norrland; Cataluña; Surrey, East and West Sussex; Gloucestershire, Wiltshire and Bristol/Bath area; Oost-Vlaanderen; Arnsberg; Limburg; Kärnten; Saarland; Comunidad Foral de Navarra and Gelderland

| | score (EU28=0) | peers comparison |
|-------------------------|-------------------|------------------|
| Basic dimension | -0.30 | |
| Institutions | -1.44 | |
| Macroeconomic Stability | -0.57 | |
| Infrastructure | 0.49 | |
| Health | 0.44 | |
| Basic Education | -0.39 | |

| | score (EU28=0) | peers comparison |
|--|-------------------|------------------|
| Efficiency dimension | -0.22 | |
| Higher Education and lifelong learning | -0.42 | |
| Labour Market Efficiency | -0.60 | |
| Market Size | 0.35 | |

| | score (EU28=0) | peers comparison |
|-----------------------------|-------------------|------------------|
| Innovation dimension | -0.03 | |
| Technological Readiness | -0.71 | |
| Business Sophistication | 0.36 | |
| Innovation | 0.26 | |



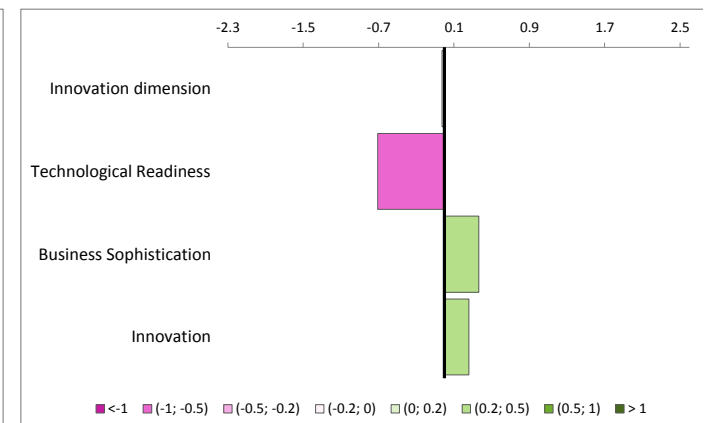
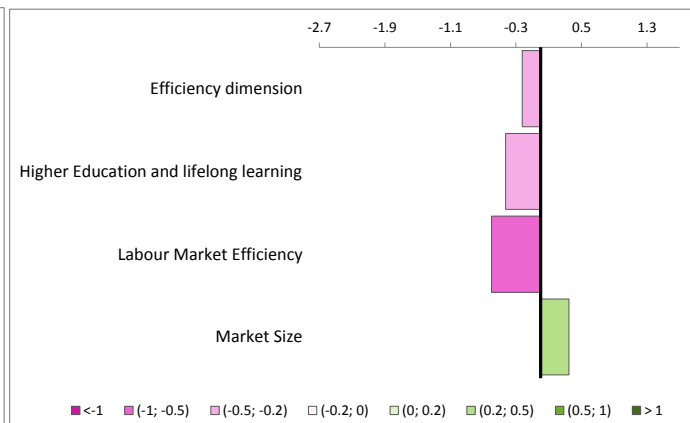
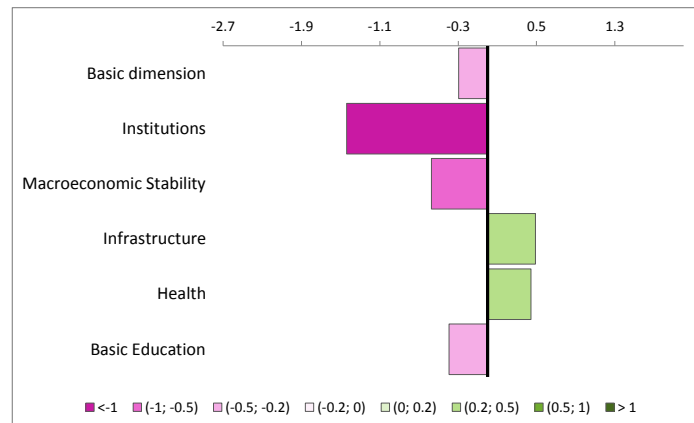
Overperforming with respect to its peers



Similar to peers



Underperforming with respect to its peers



* Equal ranking is assigned if the difference in score is equal or below 0.1 on the 0-100 scale

Note: Macroeconomic Stability and Basic Education at the country level

| RCI 2019 | Score | Score 0-100 | Rank* | GDP per head PPS - EU28=100 | Value | Rank | Stage of development (1 = Lowest; 5 = Highest) | 4 |
|----------|-------|-------------|---------|-----------------------------|-------|--------|--|---|
| | -0.16 | 53.85 | 159/268 | | 110 | 70/268 | | |

Peer Regions: Eastern Scotland; Cataluña; Weser-Ems; Lazio; Veneto; Gloucestershire, Wiltshire and Bristol/Bath area; Oost-Vlaanderen; Arnsberg; Kärnten; Övre Norrland; Gelderland; Surrey, East and West Sussex; Nordjylland; Limburg and Koblenz

| | score (EU28=0) | peers comparison |
|-------------------------|----------------|------------------|
| Basic dimension | -0.62 | |
| Institutions | -0.35 | |
| Macroeconomic Stability | 0.43 | |
| Infrastructure | -0.67 | |
| Health | -2.19 | |
| Basic Education | -0.29 | |

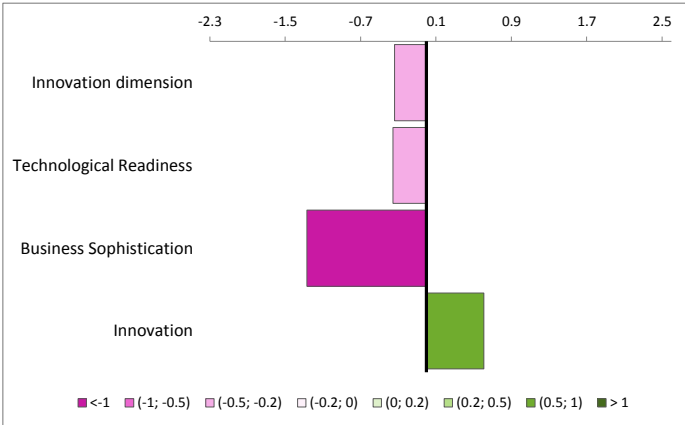
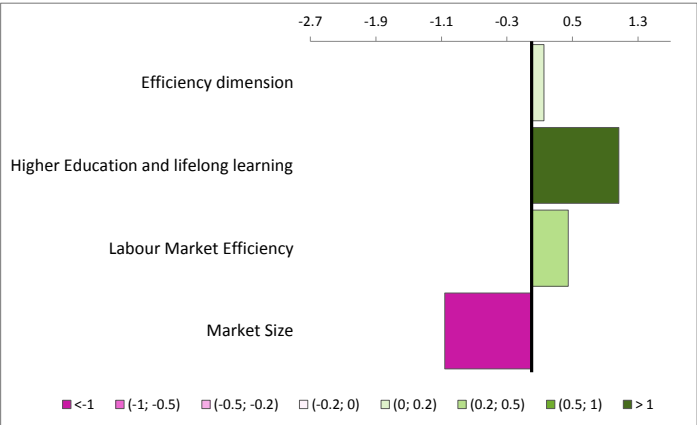
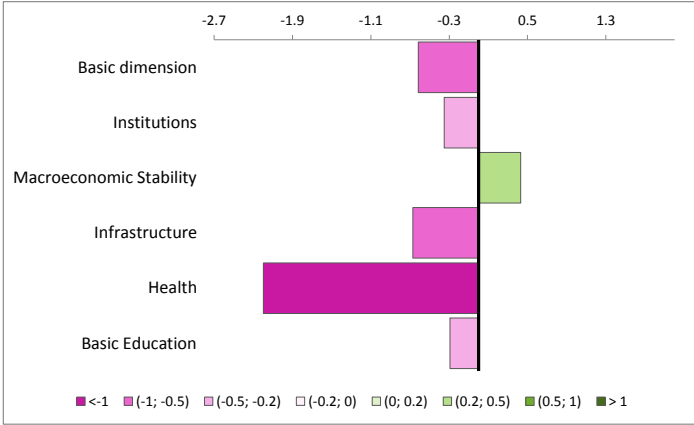
| | score (EU28=0) | peers comparison |
|--|----------------|------------------|
| Efficiency dimension | 0.15 | |
| Higher Education and lifelong learning | 1.07 | |
| Labour Market Efficiency | 0.45 | |
| Market Size | -1.06 | |

| | score (EU28=0) | peers comparison |
|-------------------------|----------------|------------------|
| Innovation dimension | -0.34 | |
| Technological Readiness | -0.35 | |
| Business Sophistication | -1.27 | |
| Innovation | 0.61 | |

Overperforming with respect to its peers

Similar to peers

Underperforming with respect to its peers



* Equal ranking is assigned if the difference in score is equal or below 0.1 on the 0-100 scale

Note: Macroeconomic Stability and Basic Education at the country level

| RCI 2019 | Score | Score 0-100 | Rank* | GDP per head PPS - EU28=100 | Value | Rank | Stage of development (1 = Lowest; 5 = Highest) | 2 |
|----------|-------|-------------|---------|-----------------------------|-------|---------|--|---|
| | -0.50 | 41.18 | 190/268 | | 62 | 223/268 | | |

Peer Regions: Puglia; Vest; Ionia Nisia; Dytiki Makedonia; Közép-Dunántúl; Campania; Kontinentalna Hrvatska; Małopolskie; Extremadura; Severozápad; Southern Scotland; Sterea Ellada; Stredné Slovensko; Łódzkie and Latvija

| | score (EU28=0) | peers comparison |
|-------------------------|----------------|------------------|
| Basic dimension | -0.72 | |
| Institutions | -0.35 | |
| Macroeconomic Stability | 0.43 | |
| Infrastructure | -1.14 | |
| Health | -2.24 | |
| Basic Education | -0.29 | |

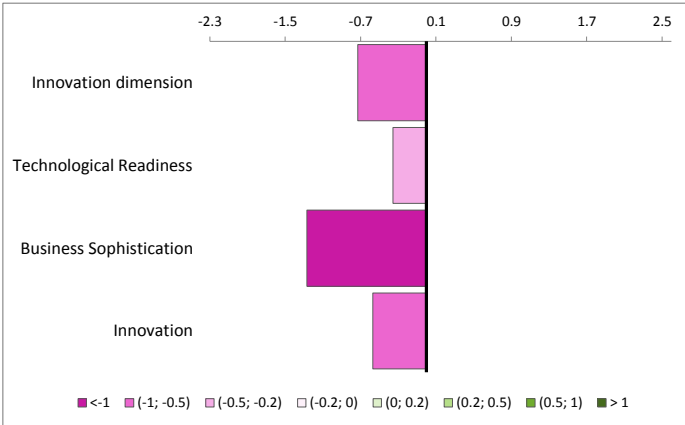
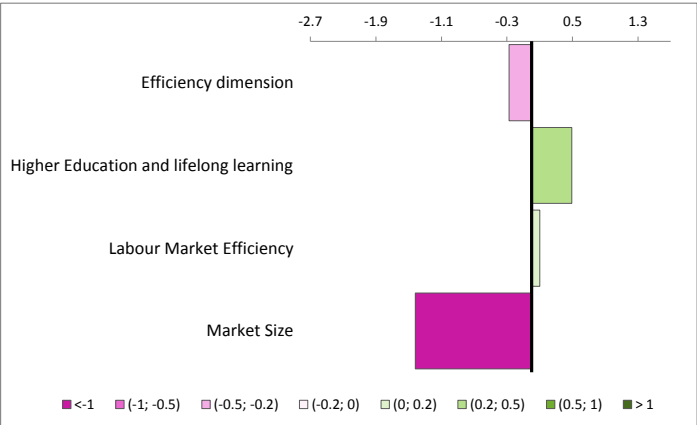
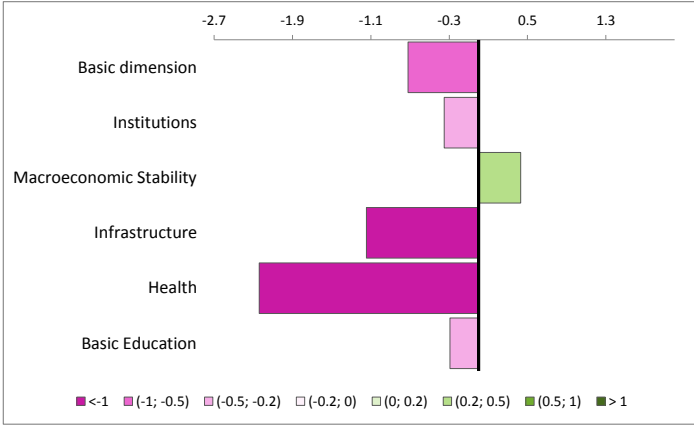
| | score (EU28=0) | peers comparison |
|--|----------------|------------------|
| Efficiency dimension | -0.28 | |
| Higher Education and lifelong learning | 0.49 | |
| Labour Market Efficiency | 0.10 | |
| Market Size | -1.42 | |

| | score (EU28=0) | peers comparison |
|-------------------------|----------------|------------------|
| Innovation dimension | -0.73 | |
| Technological Readiness | -0.35 | |
| Business Sophistication | -1.27 | |
| Innovation | -0.57 | |

Overperforming with respect to its peers

Similar to peers

Underperforming with respect to its peers



* Equal ranking is assigned if the difference in score is equal or below 0.1 on the 0-100 scale

Note: Macroeconomic Stability and Basic Education at the country level

| RCI 2019 | Score | Score 0-100 | Rank* | GDP per head PPS - EU28=100 | Value | Rank | Stage of development (1 = Lowest; 5 = Highest) | 5 |
|----------|-------|-------------|-------|-----------------------------|-------|-------|--|---|
| | 0.93 | 94.43 | 7/268 | | 262 | 1/268 | | |

Peer Regions: Southern; Hamburg; Eastern and Midland; Bratislavský kraj; Oberbayern; Île de France; Stockholm; Hovedstaden; London and its commuting zone; Stuttgart; Bruxelles and its commuting zone; Amsterdam and its commuting zone; Darmstadt; Utrecht and Bremen

| | score (EU28=0) | peers comparison |
|-------------------------|----------------|------------------|
| Basic dimension | 0.73 | |
| Institutions | 1.13 | |
| Macroeconomic Stability | 1.19 | |
| Infrastructure | -0.09 | |
| Health | 0.22 | |
| Basic Education | 1.21 | |

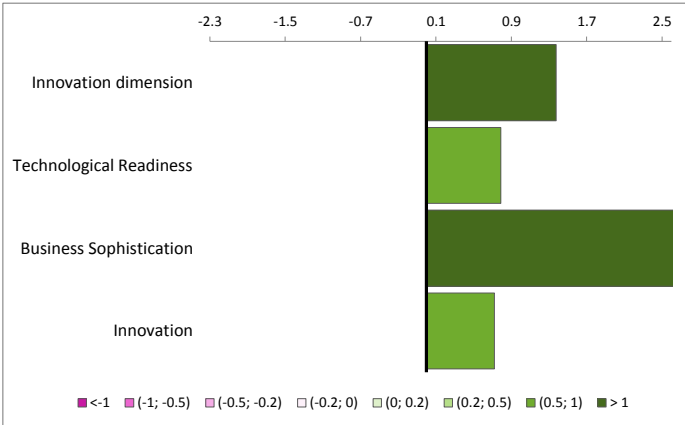
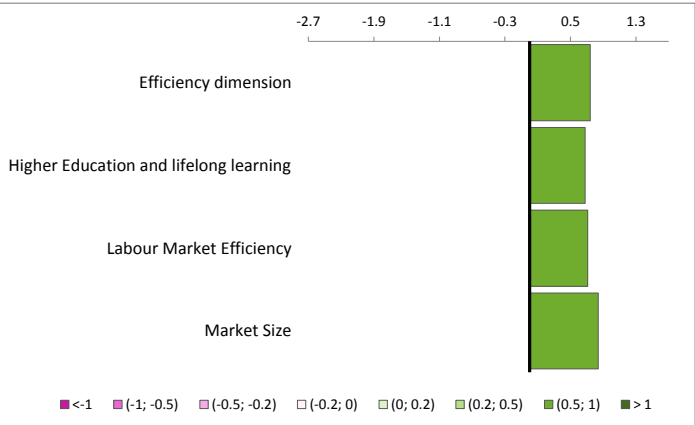
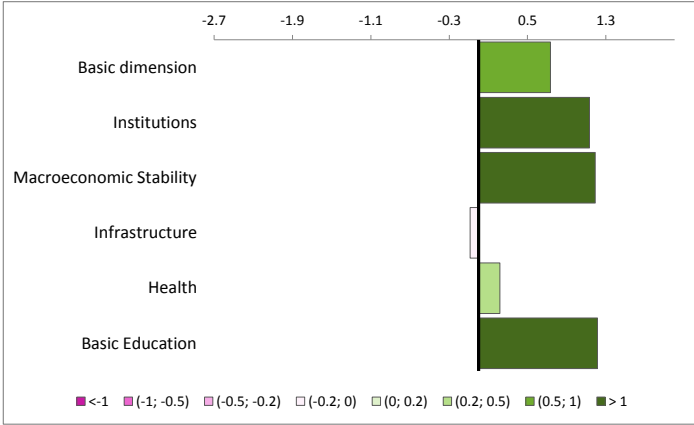
| | score (EU28=0) | peers comparison |
|--|----------------|------------------|
| Efficiency dimension | 0.74 | |
| Higher Education and lifelong learning | 0.68 | |
| Labour Market Efficiency | 0.71 | |
| Market Size | 0.84 | |

| | score (EU28=0) | peers comparison |
|-------------------------|----------------|------------------|
| Innovation dimension | 1.38 | |
| Technological Readiness | 0.79 | |
| Business Sophistication | 2.62 | |
| Innovation | 0.72 | |

Overperforming with respect to its peers

Similar to peers

Underperforming with respect to its peers



* Equal ranking is assigned if the difference in score is equal or below 0.1 on the 0-100 scale

Note: Macroeconomic Stability and Basic Education at the country level

| RCI 2019 | Score | Score 0-100 | Rank* | GDP per head PPS - EU28=100 | Value | Rank | Stage of development (1 = Lowest; 5 = Highest) | 2 | |
|----------|-------|-------------|---------|-----------------------------|-------|---------|--|---|--|
| | -0.57 | 38.69 | 202/268 | | 64 | 214/268 | | | |

Peer Regions: Łódzkie; Norte; Southern Scotland; Severozápad; Extremadura; Małopolskie; Közép-Dunántúl; Ionia Nisia; Centro; Vest; Ciudad Autónoma de Melilla; Vidurio ir vakarų Lietuvos regionas ; Puglia; West Wales and The Valleys and Molise

| | score (EU28=0) | peers comparison |
|-------------------------|----------------|------------------|
| Basic dimension | -0.49 | |
| Institutions | -0.55 | |
| Macroeconomic Stability | 0.36 | |
| Infrastructure | -1.10 | |
| Health | -1.92 | |
| Basic Education | 0.78 | |

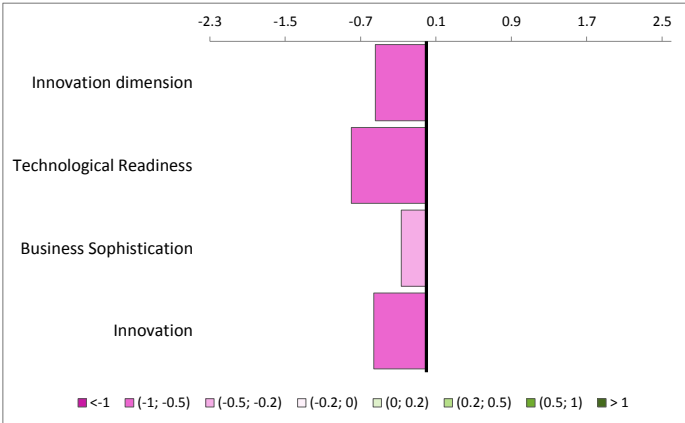
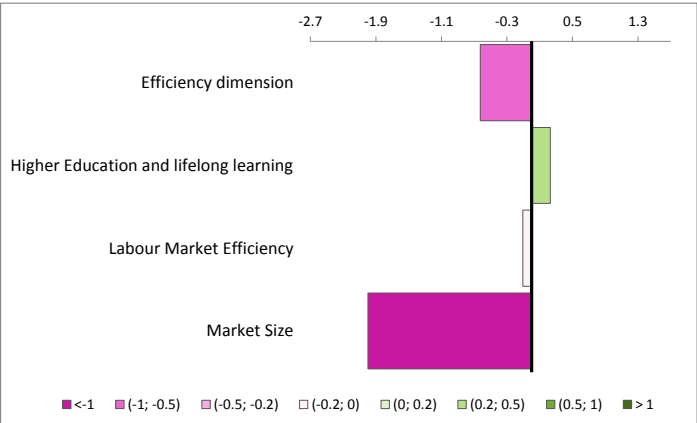
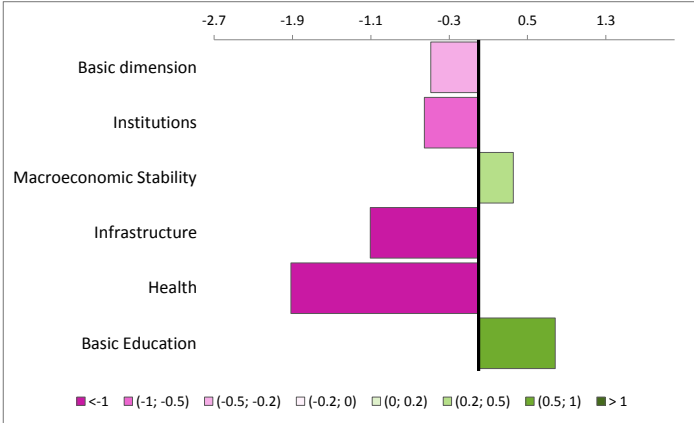
| | score (EU28=0) | peers comparison |
|--|----------------|------------------|
| Efficiency dimension | -0.63 | |
| Higher Education and lifelong learning | 0.23 | |
| Labour Market Efficiency | -0.11 | |
| Market Size | -2.00 | |

| | score (EU28=0) | peers comparison |
|-------------------------|----------------|------------------|
| Innovation dimension | -0.54 | |
| Technological Readiness | -0.80 | |
| Business Sophistication | -0.27 | |
| Innovation | -0.56 | |

Overperforming with respect to its peers

Similar to peers

Underperforming with respect to its peers



* Equal ranking is assigned if the difference in score is equal or below 0.1 on the 0-100 scale

Note: Macroeconomic Stability and Basic Education at the country level

| RCI 2019 | Score | Score 0-100 | Rank* | GDP per head PPS - EU28=100 | Value | Rank | Stage of development (1 = Lowest; 5 = Highest) | 4 |
|----------|-------|-------------|---------|-----------------------------|-------|---------|--|---|
| | -0.37 | 45.94 | 177/268 | | 96 | 108/268 | | |

Peer Regions: Illes Balears; La Rioja; Limburg; Provence-Alpes-Côte d’Azur; Länsi-Suomi; Etelä-Suomi; Midi-Pyrénées; Alsace; Highlands and Islands; Trier; East Anglia; Dresden; East Wales; Norra Mellansverige and Leicestershire, Rutland and Northamptonshire

| | score (EU28=0) | peers comparison |
|-------------------------|----------------|------------------|
| Basic dimension | 0.19 | |
| Institutions | -0.04 | |
| Macroeconomic Stability | 1.17 | |
| Infrastructure | -0.63 | |
| Health | 0.22 | |
| Basic Education | 0.20 | |

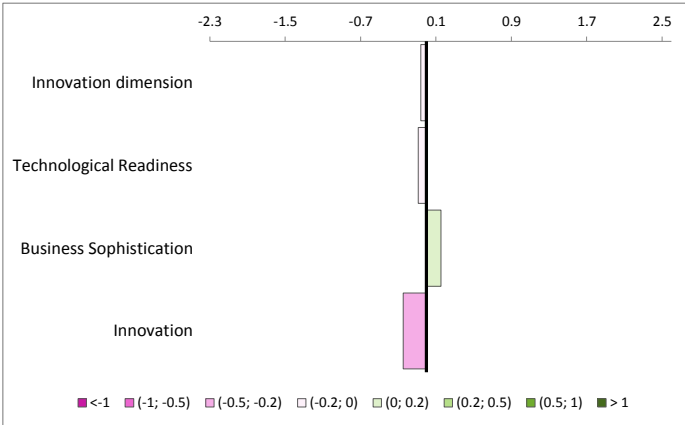
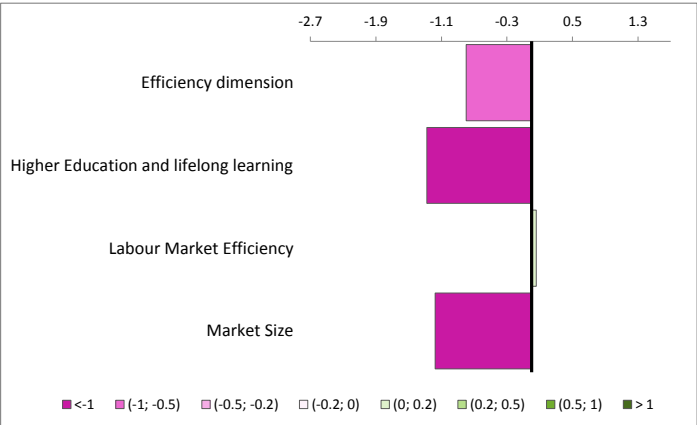
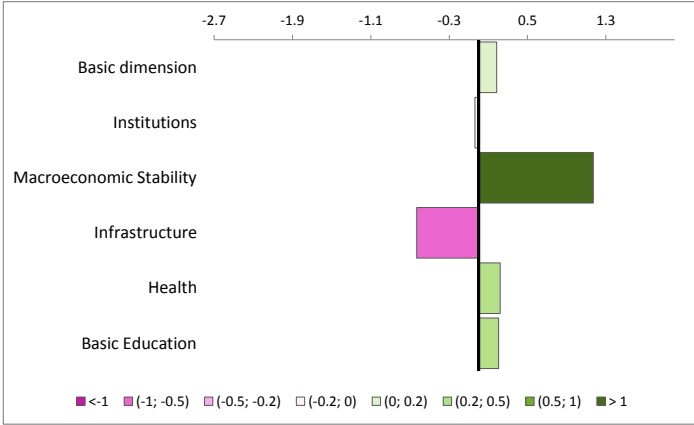
| | score (EU28=0) | peers comparison |
|--|----------------|------------------|
| Efficiency dimension | -0.80 | |
| Higher Education and lifelong learning | -1.28 | |
| Labour Market Efficiency | 0.06 | |
| Market Size | -1.18 | |

| | score (EU28=0) | peers comparison |
|-------------------------|----------------|------------------|
| Innovation dimension | -0.06 | |
| Technological Readiness | -0.09 | |
| Business Sophistication | 0.15 | |
| Innovation | -0.25 | |

Overperforming with respect to its peers

Similar to peers

Underperforming with respect to its peers



* Equal ranking is assigned if the difference in score is equal or below 0.1 on the 0-100 scale

Note: Macroeconomic Stability and Basic Education at the country level

| RCI 2019 | Score | Score 0-100 | Rank* | GDP per head PPS - EU28=100 | Value | Rank | Stage of development (1 = Lowest; 5 = Highest) | 5 |
|----------|-------|-------------|-------|-----------------------------|-------|--------|--|---|
| | 0.90 | 93.20 | 9/268 | | 159 | 13/268 | | |

Peer Regions: Darmstadt; Bruxelles and its commuting zone; Stuttgart; London and its commuting zone; Utrecht; Bremen; Salzburg; Hovedstaden; North Eastern Scotland; Warszawski stoleczny; Berkshire, Buckinghamshire and Oxfordshire; Stockholm; Prov. Autonoma di Bolzano/Bozen; Helsinki-Uusimaa and île de France

| | score (EU28=0) | peers comparison |
|-------------------------|----------------|------------------|
| Basic dimension | 1.09 | |
| Institutions | 1.08 | |
| Macroeconomic Stability | 1.19 | |
| Infrastructure | 1.08 | |
| Health | 0.49 | |
| Basic Education | 1.64 | |

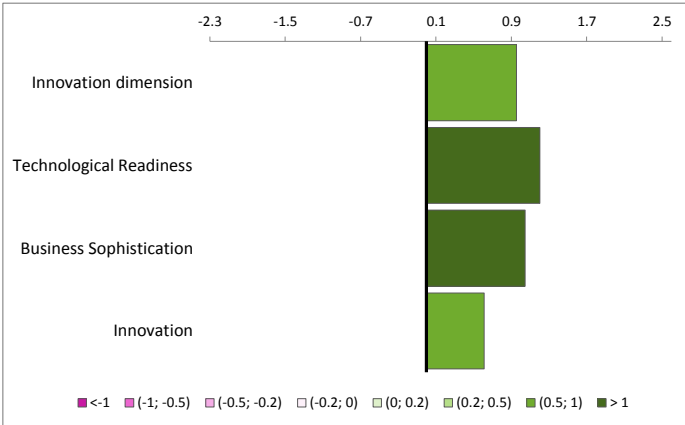
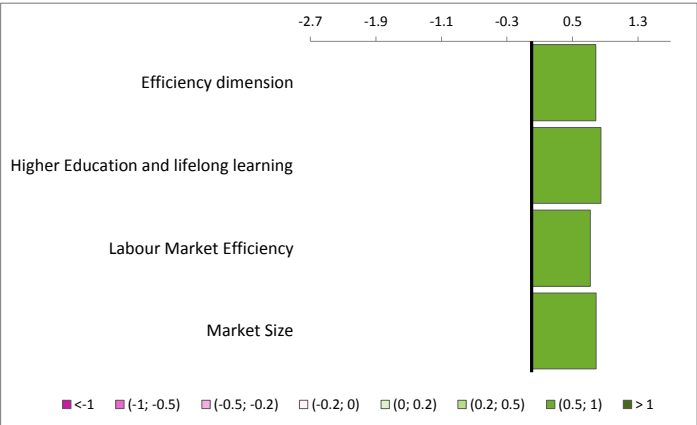
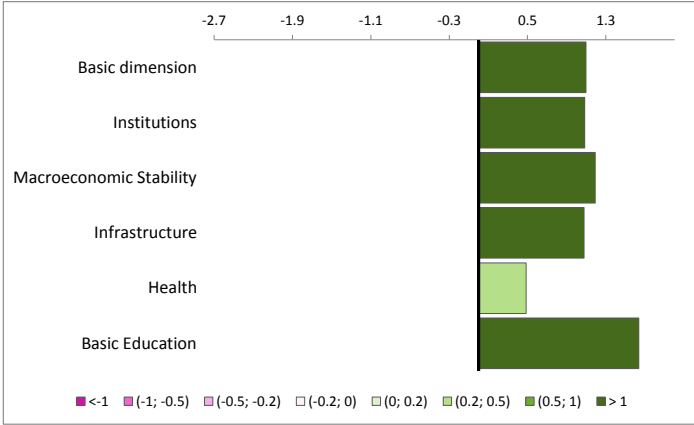
| | score (EU28=0) | peers comparison |
|--|----------------|------------------|
| Efficiency dimension | 0.79 | |
| Higher Education and lifelong learning | 0.85 | |
| Labour Market Efficiency | 0.72 | |
| Market Size | 0.79 | |

| | score (EU28=0) | peers comparison |
|-------------------------|----------------|------------------|
| Innovation dimension | 0.95 | |
| Technological Readiness | 1.20 | |
| Business Sophistication | 1.05 | |
| Innovation | 0.61 | |

Overperforming with respect to its peers

Similar to peers

Underperforming with respect to its peers



* Equal ranking is assigned if the difference in score is equal or below 0.1 on the 0-100 scale

Note: Macroeconomic Stability and Basic Education at the country level

| RCI 2019 | Score | Score 0-100 | Rank* | GDP per head PPS - EU28=100 | Value | Rank | Stage of development (1 = Lowest; 5 = Highest) | 5 |
|----------|-------|-------------|--------|-----------------------------|-------|--------|--|---|
| | 0.54 | 79.77 | 44/268 | | 127 | 42/268 | | |

Peer Regions: Cheshire; Lombardia; Zuid-Holland; Unterfranken; Comunidad de Madrid; Noord-Brabant; Oberpfalz; Düsseldorf; Åland; Schwaben; Wien and its commuting zone; Oberösterreich; Provincia Autonoma di Trento; Praha and its commuting zone and Niederbayern

| | score (EU28=0) | peers comparison |
|-------------------------|----------------|------------------|
| Basic dimension | 0.77 | |
| Institutions | 1.19 | |
| Macroeconomic Stability | 1.19 | |
| Infrastructure | -0.18 | |
| Health | -0.01 | |
| Basic Education | 1.64 | |

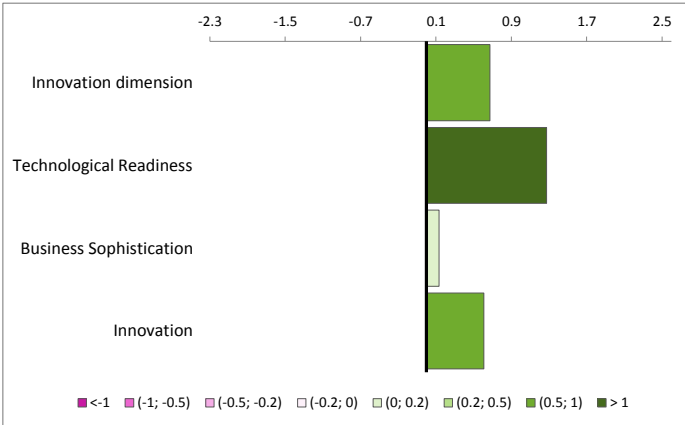
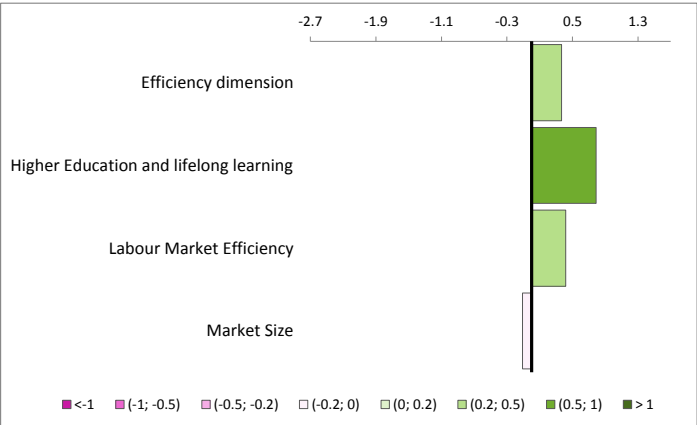
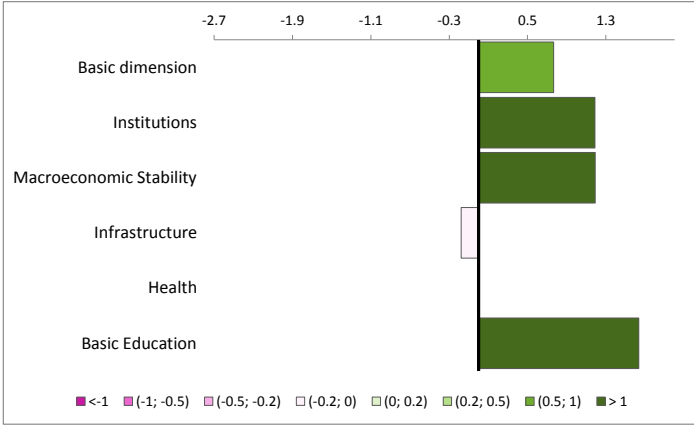
| | score (EU28=0) | peers comparison |
|--|----------------|------------------|
| Efficiency dimension | 0.37 | |
| Higher Education and lifelong learning | 0.79 | |
| Labour Market Efficiency | 0.42 | |
| Market Size | -0.11 | |

| | score (EU28=0) | peers comparison |
|-------------------------|----------------|------------------|
| Innovation dimension | 0.67 | |
| Technological Readiness | 1.27 | |
| Business Sophistication | 0.13 | |
| Innovation | 0.61 | |

Overperforming with respect to its peers

Similar to peers

Underperforming with respect to its peers



* Equal ranking is assigned if the difference in score is equal or below 0.1 on the 0-100 scale

Note: Macroeconomic Stability and Basic Education at the country level

| RCI 2019 | Score | Score 0-100 | Rank* | GDP per head PPS - EU28=100 | Value | Rank | Stage of development (1 = Lowest; 5 = Highest) | 3 |
|----------|-------|-------------|--------|-----------------------------|-------|---------|--|---|
| | 0.37 | 73.65 | 86/268 | | 88 | 132/268 | | |

Peer Regions: Drenthe; Bretagne; West Midlands; Sjælland; Kent; Lüneburg; Chemnitz; Pohjois- ja Itä-Suomi; Haute-Normandie; Thüringen; West Yorkshire; Champagne-Ardenne; Burgenland; North Yorkshire and Sachsen-Anhalt

| | score (EU28=0) | peers comparison |
|-------------------------|----------------|------------------|
| Basic dimension | 0.88 | |
| Institutions | 1.19 | |
| Macroeconomic Stability | 1.19 | |
| Infrastructure | 0.28 | |
| Health | 0.11 | |
| Basic Education | 1.64 | |

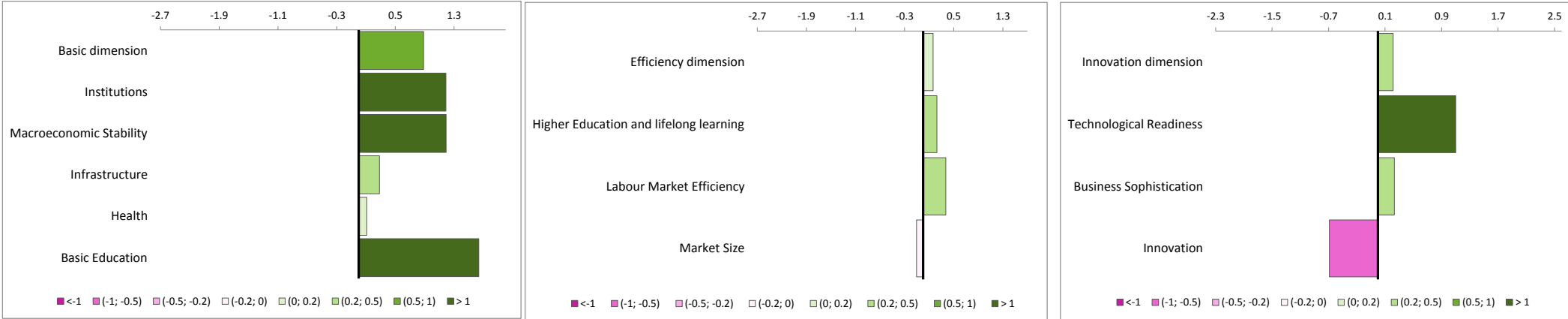
| | score (EU28=0) | peers comparison |
|--|----------------|------------------|
| Efficiency dimension | 0.16 | |
| Higher Education and lifelong learning | 0.22 | |
| Labour Market Efficiency | 0.37 | |
| Market Size | -0.11 | |

| | score (EU28=0) | peers comparison |
|-------------------------|----------------|------------------|
| Innovation dimension | 0.21 | |
| Technological Readiness | 1.10 | |
| Business Sophistication | 0.23 | |
| Innovation | -0.69 | |

Overperforming with respect to its peers

Similar to peers

Underperforming with respect to its peers



* Equal ranking is assigned if the difference in score is equal or below 0.1 on the 0-100 scale

Note: Macroeconomic Stability and Basic Education at the country level

| RCI 2019 | Score | Score 0-100 | Rank* | GDP per head PPS - EU28=100 | Value | Rank | Stage of development (1 = Lowest; 5 = Highest) | 3 |
|----------|-------|-------------|--------|-----------------------------|-------|---------|--|---|
| | 0.44 | 76.04 | 66/268 | | 88 | 133/268 | | |

Peer Regions: Bretagne; Friesland; Sjælland; Kent; West Midlands; Lüneburg; Chemnitz; Pohjois- ja Itä-Suomi; Haute-Normandie; Thüringen; West Yorkshire; Champagne-Ardenne; Burgenland; North Yorkshire and Sachsen-Anhalt

| | score (EU28=0) | peers comparison |
|-------------------------|----------------|------------------|
| Basic dimension | 0.79 | |
| Institutions | 1.19 | |
| Macroeconomic Stability | 1.19 | |
| Infrastructure | -0.17 | |
| Health | 0.09 | |
| Basic Education | 1.64 | |

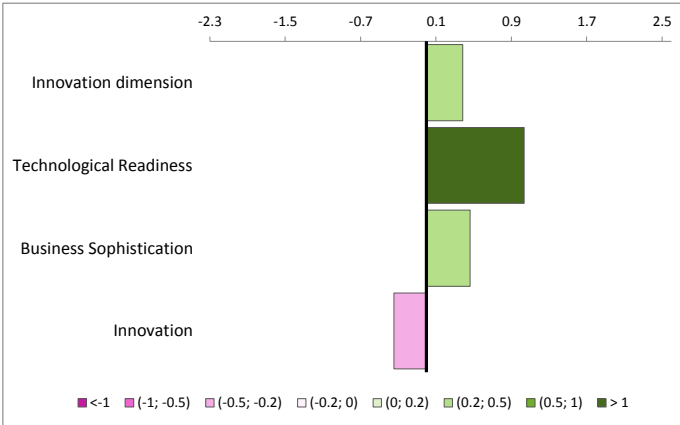
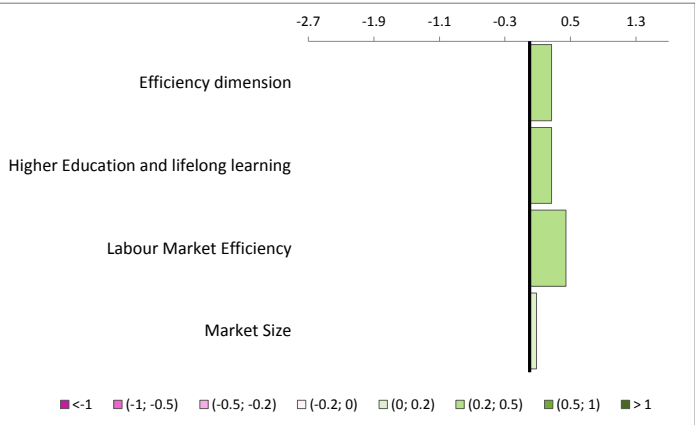
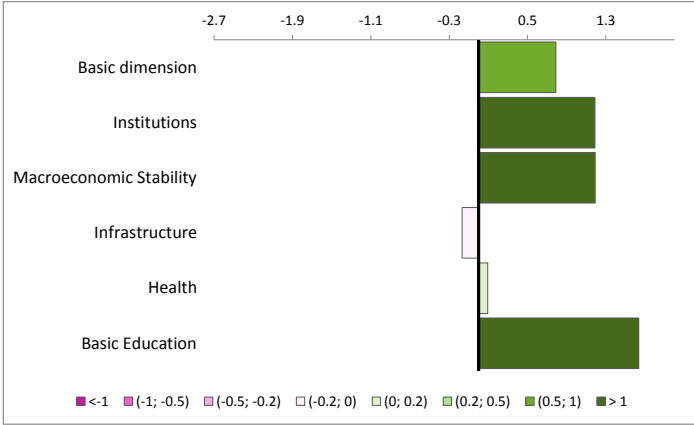
| | score (EU28=0) | peers comparison |
|--|----------------|------------------|
| Efficiency dimension | 0.27 | |
| Higher Education and lifelong learning | 0.27 | |
| Labour Market Efficiency | 0.45 | |
| Market Size | 0.09 | |

| | score (EU28=0) | peers comparison |
|-------------------------|----------------|------------------|
| Innovation dimension | 0.38 | |
| Technological Readiness | 1.04 | |
| Business Sophistication | 0.46 | |
| Innovation | -0.35 | |

Overperforming with respect to its peers

Similar to peers

Underperforming with respect to its peers



* Equal ranking is assigned if the difference in score is equal or below 0.1 on the 0-100 scale

Note: Macroeconomic Stability and Basic Education at the country level

| RCI 2019 | Score | Score 0-100 | Rank* | GDP per head PPS - EU28=100 | Value | Rank | Stage of development (1 = Lowest; 5 = Highest) | 4 |
|----------|-------|-------------|--------|-----------------------------|-------|--------|--|---|
| | 0.59 | 81.69 | 32/268 | | 106 | 82/268 | | |

Peer Regions: Berlin and its commuting zone; Östra Mellansverige; Hampshire and Isle of Wight; Liguria; Sydsverige; Småland med öarna; Koblenz; Nordjylland; Gießen; Münster; Gelderland; Friuli-Venezia Giulia; Rhône-Alpes; Kärnten and Arnsberg

| | score (EU28=0) | peers comparison |
|-------------------------|----------------|------------------|
| Basic dimension | 0.98 | |
| Institutions | 1.18 | |
| Macroeconomic Stability | 1.19 | |
| Infrastructure | 0.55 | |
| Health | 0.33 | |
| Basic Education | 1.64 | |

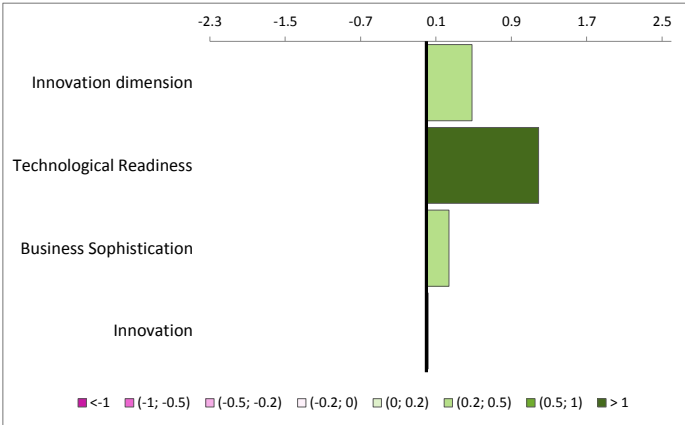
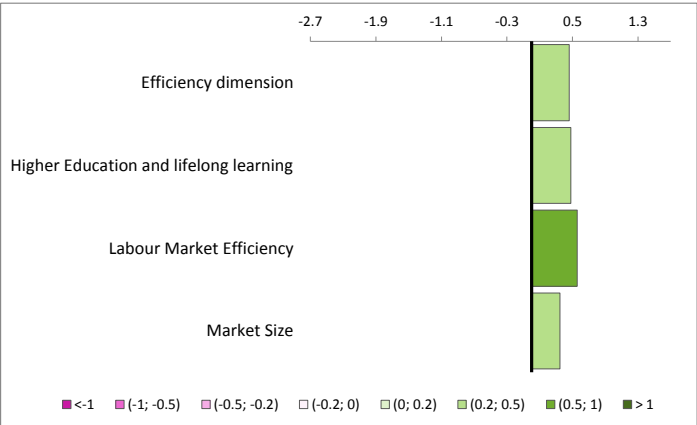
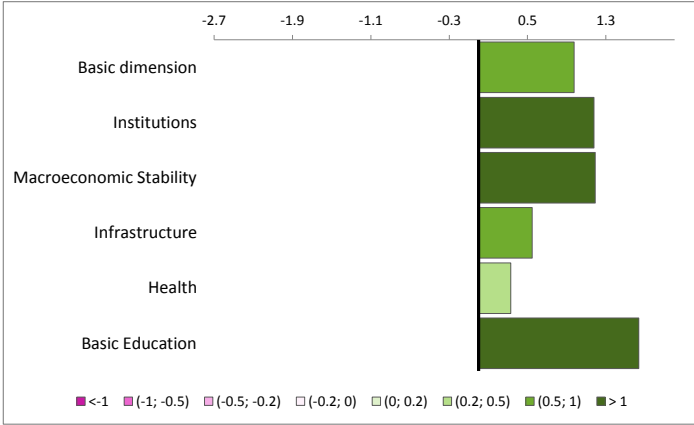
| | score (EU28=0) | peers comparison |
|--|----------------|------------------|
| Efficiency dimension | 0.46 | |
| Higher Education and lifelong learning | 0.48 | |
| Labour Market Efficiency | 0.56 | |
| Market Size | 0.35 | |

| | score (EU28=0) | peers comparison |
|-------------------------|----------------|------------------|
| Innovation dimension | 0.48 | |
| Technological Readiness | 1.19 | |
| Business Sophistication | 0.24 | |
| Innovation | 0.02 | |

Overperforming with respect to its peers

Similar to peers

Underperforming with respect to its peers



* Equal ranking is assigned if the difference in score is equal or below 0.1 on the 0-100 scale

Note: Macroeconomic Stability and Basic Education at the country level

| RCI 2019 | Score | Score 0-100 | Rank* | GDP per head PPS - EU28=100 | Value | Rank | Stage of development (1 = Lowest; 5 = Highest) | 4 |
|----------|-------|-------------|--------|--------------------------------|-------|--------|---|---|
| | 0.72 | 86.40 | 20/268 | | 108 | 77/268 | | |

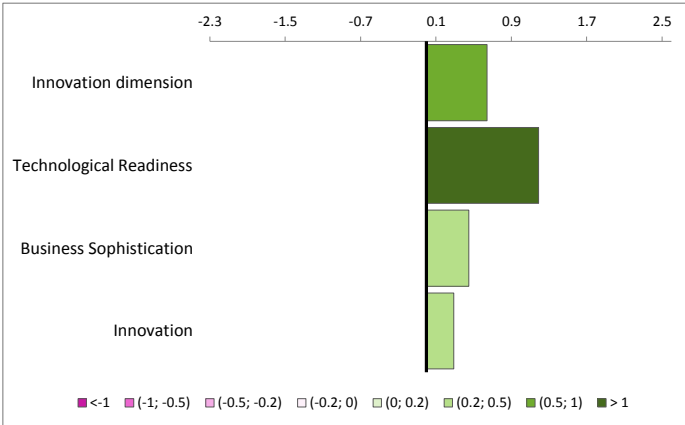
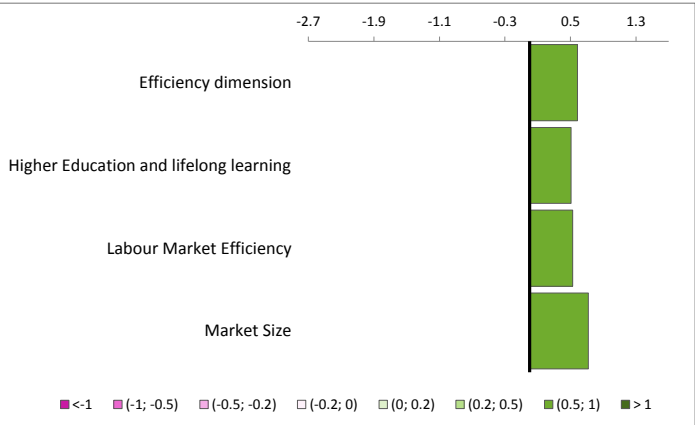
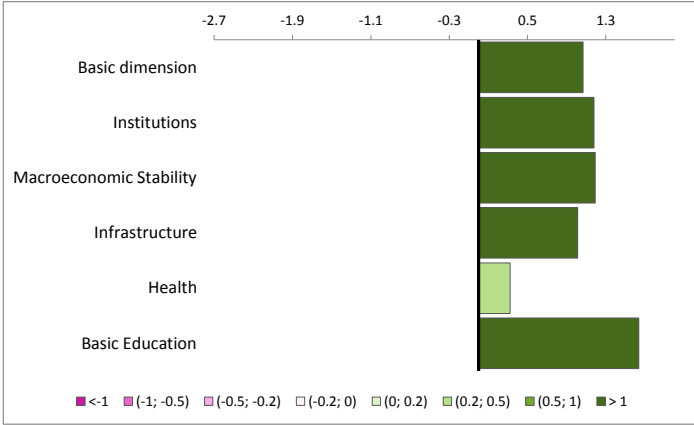
Peer Regions: Nordjylland; Kärnten; Arnsberg; Koblenz; Oost-Vlaanderen; Liguria; Hampshire and Isle of Wight; Gloucestershire, Wiltshire and Bristol/Bath area; Cataluña; Overijssel; Berlin and its commuting zone; Eastern Scotland; Östra Mellansverige; Sostinès regionas and Sydsverige

| | score (EU28=0) | peers comparison |
|-------------------------|-------------------|------------------|
| Basic dimension | 1.07 | |
| Institutions | 1.18 | |
| Macroeconomic Stability | 1.19 | |
| Infrastructure | 1.01 | |
| Health | 0.32 | |
| Basic Education | 1.64 | |

| | score (EU28=0) | peers comparison |
|--|-------------------|------------------|
| Efficiency dimension | 0.59 | |
| Higher Education and lifelong learning | 0.51 | |
| Labour Market Efficiency | 0.53 | |
| Market Size | 0.72 | |

| | score (EU28=0) | peers comparison |
|-----------------------------|-------------------|------------------|
| Innovation dimension | 0.64 | |
| Technological Readiness | 1.19 | |
| Business Sophistication | 0.45 | |
| Innovation | 0.29 | |

| | |
|--|---|
| | Overperforming with respect to its peers |
| | Similar to peers |
| | Underperforming with respect to its peers |



* Equal ranking is assigned if the difference in score is equal or below 0.1 on the 0-100 scale

Note: Macroeconomic Stability and Basic Education at the country level

| RCI 2019 | Score | Score 0-100 | Rank* | GDP per head PPS - EU28=100 | Value | Rank | Stage of development (1 = Lowest; 5 = Highest) | 5 |
|----------|-------|-------------|-------|-----------------------------|-------|--------|--|---|
| | 1.05 | 98.99 | 2/268 | | 157 | 15/268 | | |

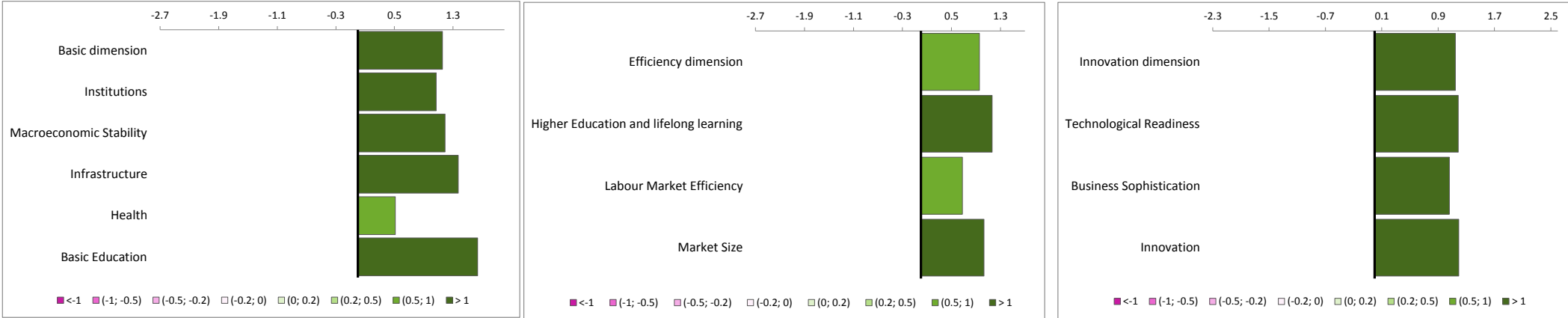
Peer Regions: Bremen; Darmstadt; Amsterdam and its commuting zone; Bruxelles and its commuting zone; Salzburg; North Eastern Scotland; Stuttgart; London and its commuting zone; Warszawski stoleczny; Berkshire, Buckinghamshire and Oxfordshire; Hovedstaden; Prov. Autonoma di Bolzano/Bozen; Helsinki-Uusimaa; Stockholm and Vorarlberg

| | score (EU28=0) | peers comparison |
|-------------------------|----------------|------------------|
| Basic dimension | 1.16 | |
| Institutions | 1.07 | |
| Macroeconomic Stability | 1.19 | |
| Infrastructure | 1.37 | |
| Health | 0.51 | |
| Basic Education | 1.64 | |

| | score (EU28=0) | peers comparison |
|--|----------------|------------------|
| Efficiency dimension | 0.96 | |
| Higher Education and lifelong learning | 1.16 | |
| Labour Market Efficiency | 0.68 | |
| Market Size | 1.03 | |

| | score (EU28=0) | peers comparison |
|-------------------------|----------------|------------------|
| Innovation dimension | 1.15 | |
| Technological Readiness | 1.18 | |
| Business Sophistication | 1.06 | |
| Innovation | 1.19 | |

| | |
|--|---|
| | Overperforming with respect to its peers |
| | Similar to peers |
| | Underperforming with respect to its peers |



* Equal ranking is assigned if the difference in score is equal or below 0.1 on the 0-100 scale

Note: Macroeconomic Stability and Basic Education at the country level

| RCI 2019 | Score | Score 0-100 | Rank* | GDP per head PPS - EU28=100 | Value | Rank | Stage of development (1 = Lowest; 5 = Highest) | 5 |
|----------|-------|-------------|--------|-----------------------------|-------|--------|--|---|
| | 0.78 | 88.82 | 13/268 | | 129 | 39/268 | | |

Peer Regions: Noord-Brabant; Oberpfalz; Düsseldorf; Åland; Lombardia; Wien and its commuting zone; Oberösterreich; Cheshire; Groningen; Praha and its commuting zone ; Köln; Unterfranken; Comunidad de Madrid; Braunschweig and Schwaben

| | score (EU28=0) | peers comparison |
|-------------------------|----------------|------------------|
| Basic dimension | 1.12 | |
| Institutions | 1.07 | |
| Macroeconomic Stability | 1.19 | |
| Infrastructure | 1.09 | |
| Health | 0.61 | |
| Basic Education | 1.64 | |

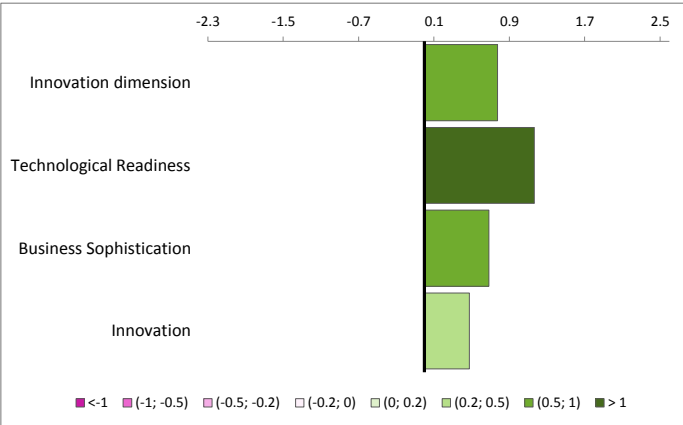
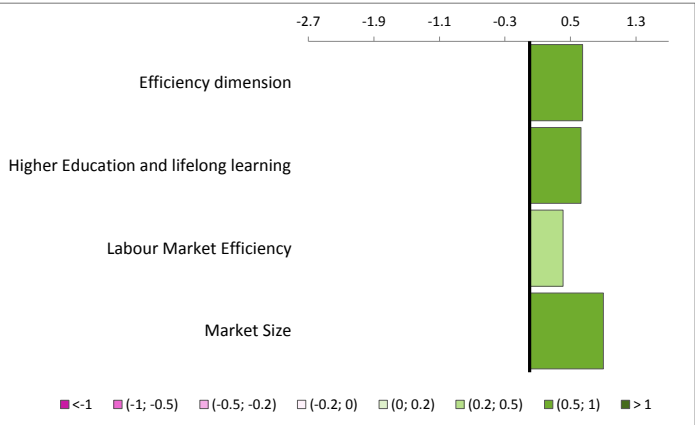
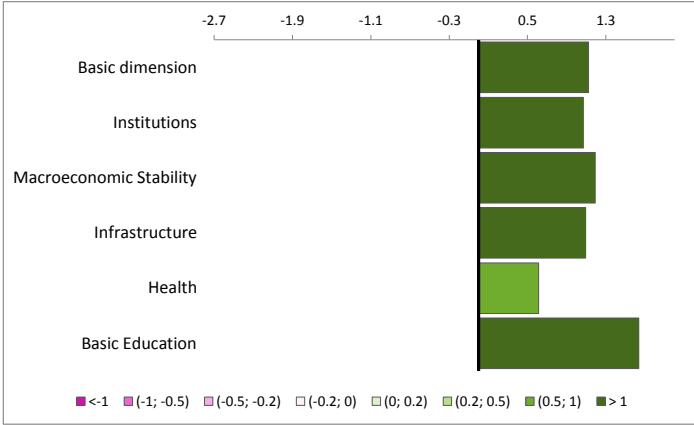
| | score (EU28=0) | peers comparison |
|--|----------------|------------------|
| Efficiency dimension | 0.65 | |
| Higher Education and lifelong learning | 0.63 | |
| Labour Market Efficiency | 0.41 | |
| Market Size | 0.90 | |

| | score (EU28=0) | peers comparison |
|-------------------------|----------------|------------------|
| Innovation dimension | 0.77 | |
| Technological Readiness | 1.17 | |
| Business Sophistication | 0.68 | |
| Innovation | 0.48 | |

Overperforming with respect to its peers

Similar to peers

Underperforming with respect to its peers



* Equal ranking is assigned if the difference in score is equal or below 0.1 on the 0-100 scale

Note: Macroeconomic Stability and Basic Education at the country level

| RCI 2019 | Score | Score 0-100 | Rank* | GDP per head PPS - EU28=100 | Value | Rank | Stage of development (1 = Lowest; 5 = Highest) | 4 |
|----------|-------|-------------|--------|-----------------------------|-------|--------|--|---|
| | 0.45 | 76.68 | 56/268 | | 102 | 94/268 | | |

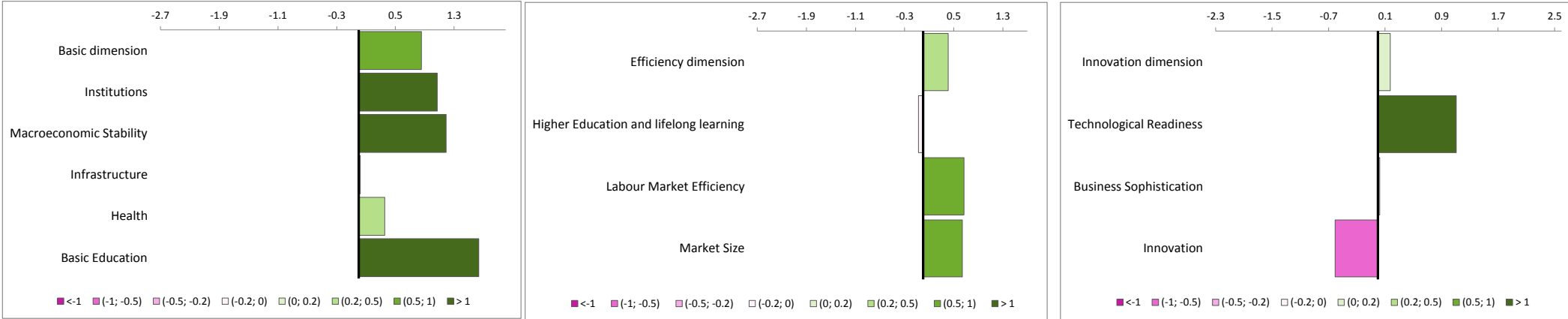
Peer Regions: Piemonte; Schleswig-Holstein; Toscana; Közép-Magyarország (Budapest and its commuting zone); Área Metr. de Lisboa; Mellersta Norrland; Rhône-Alpes; Friuli-Venezia Giulia; Münster; Gießen; Leipzig; Aragón; Herefordshire, Worcestershire and Warwickshire; Småland med öarna and Zahodna Slovenija

| | score (EU28=0) | peers comparison |
|-------------------------|----------------|------------------|
| Basic dimension | 0.85 | |
| Institutions | 1.07 | |
| Macroeconomic Stability | 1.19 | |
| Infrastructure | 0.02 | |
| Health | 0.35 | |
| Basic Education | 1.64 | |

| | score (EU28=0) | peers comparison |
|--|----------------|------------------|
| Efficiency dimension | 0.41 | |
| Higher Education and lifelong learning | -0.08 | |
| Labour Market Efficiency | 0.67 | |
| Market Size | 0.64 | |

| | score (EU28=0) | peers comparison |
|-------------------------|----------------|------------------|
| Innovation dimension | 0.17 | |
| Technological Readiness | 1.11 | |
| Business Sophistication | 0.02 | |
| Innovation | -0.61 | |

| | |
|--|---|
| | Overperforming with respect to its peers |
| | Similar to peers |
| | Underperforming with respect to its peers |



* Equal ranking is assigned if the difference in score is equal or below 0.1 on the 0-100 scale

Note: Macroeconomic Stability and Basic Education at the country level

| RCI 2019 | Score | Score 0-100 | Rank* | GDP per head PPS - EU28=100 | Value | Rank | Stage of development (1 = Lowest; 5 = Highest) | 5 |
|----------|-------|-------------|--------|-----------------------------|-------|--------|--|---|
| | 0.72 | 86.45 | 20/268 | | 129 | 38/268 | | |

Peer Regions: Oberpfalz; Zuid-Holland; Düsseldorf; Åland; Wien and its commuting zone; Oberösterreich; Lombardia; Cheshire; Groningen; Praha and its commuting zone ; Köln; Unterfranken; Comunidad de Madrid; Braunschweig and Tübingen

| | score (EU28=0) | peers comparison |
|-------------------------|----------------|------------------|
| Basic dimension | 1.07 | |
| Institutions | 1.13 | |
| Macroeconomic Stability | 1.19 | |
| Infrastructure | 1.03 | |
| Health | 0.37 | |
| Basic Education | 1.64 | |

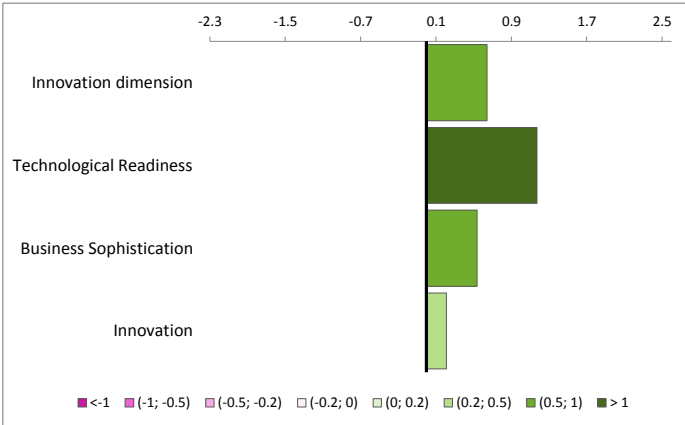
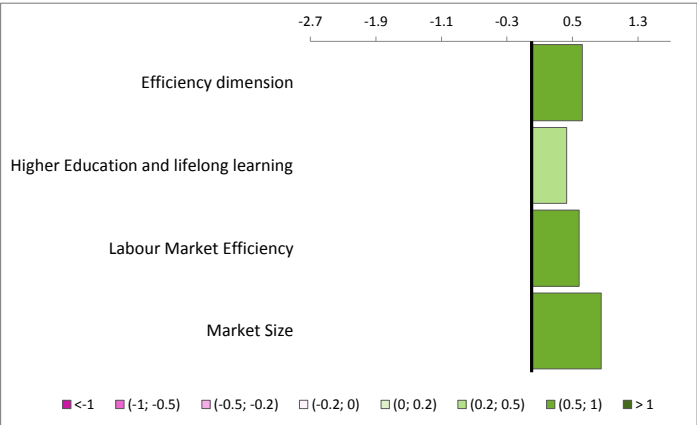
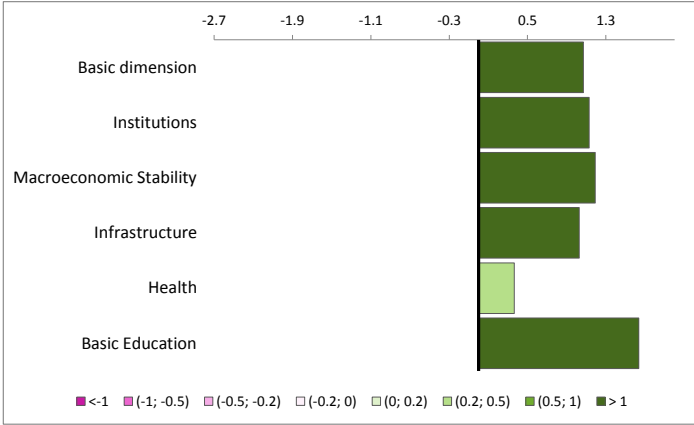
| | score (EU28=0) | peers comparison |
|--|----------------|------------------|
| Efficiency dimension | 0.62 | |
| Higher Education and lifelong learning | 0.43 | |
| Labour Market Efficiency | 0.58 | |
| Market Size | 0.85 | |

| | score (EU28=0) | peers comparison |
|-------------------------|----------------|------------------|
| Innovation dimension | 0.64 | |
| Technological Readiness | 1.17 | |
| Business Sophistication | 0.54 | |
| Innovation | 0.21 | |

Overperforming with respect to its peers

Similar to peers

Underperforming with respect to its peers



* Equal ranking is assigned if the difference in score is equal or below 0.1 on the 0-100 scale

Note: Macroeconomic Stability and Basic Education at the country level

| RCI 2019 | Score | Score 0-100 | Rank* | GDP per head PPS - EU28=100 | Value | Rank | Stage of development (1 = Lowest; 5 = Highest) | 5 |
|----------|-------|-------------|--------|-----------------------------|-------|--------|--|---|
| | 0.62 | 82.83 | 27/268 | | 112 | 64/268 | | |

Peer Regions: Saarland; Surrey, East and West Sussex; Comunidad Foral de Navarra; Övre Norrland; Midtjylland; Veneto; Lazio; Weser-Ems; Syddanmark; Kassel; Sostinès regionas; West-Vlaanderen; Eastern Scotland; Steiermark and Oberfranken

| | score (EU28=0) | peers comparison |
|-------------------------|----------------|------------------|
| Basic dimension | 1.00 | |
| Institutions | 1.13 | |
| Macroeconomic Stability | 1.19 | |
| Infrastructure | 0.80 | |
| Health | 0.25 | |
| Basic Education | 1.64 | |

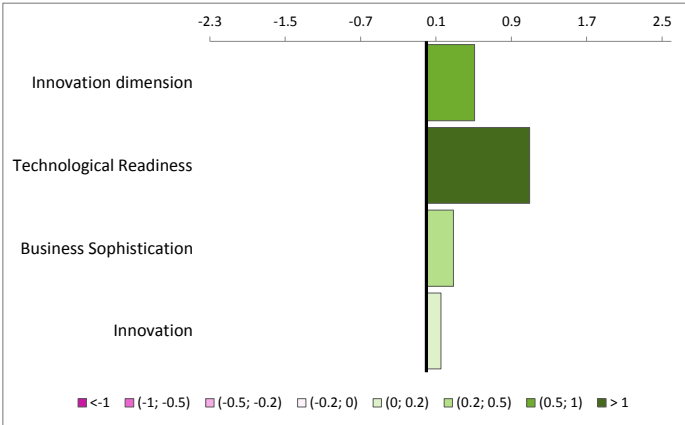
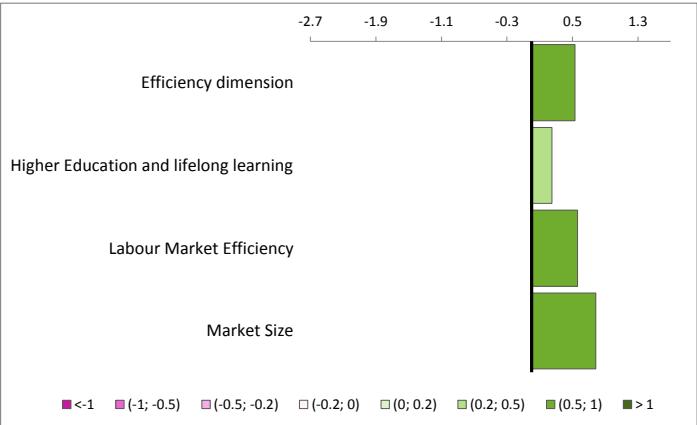
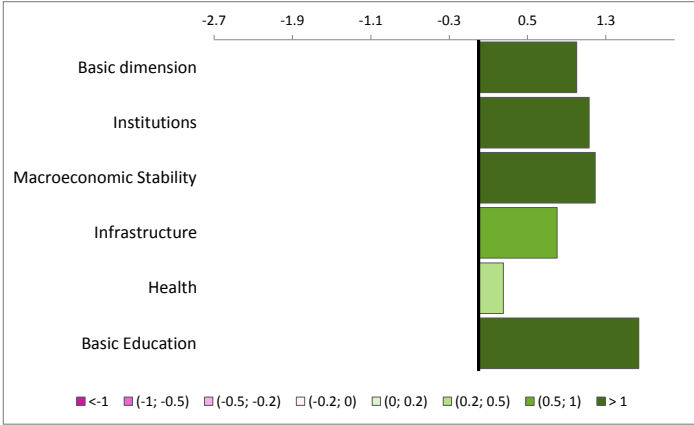
| | score (EU28=0) | peers comparison |
|--|----------------|------------------|
| Efficiency dimension | 0.53 | |
| Higher Education and lifelong learning | 0.25 | |
| Labour Market Efficiency | 0.56 | |
| Market Size | 0.79 | |

| | score (EU28=0) | peers comparison |
|-------------------------|----------------|------------------|
| Innovation dimension | 0.51 | |
| Technological Readiness | 1.09 | |
| Business Sophistication | 0.29 | |
| Innovation | 0.15 | |

Overperforming with respect to its peers

Similar to peers

Underperforming with respect to its peers













* Equal ranking is assigned if the difference in score is equal or below 0.1 on the 0-100 scale





Note: Macroeconomic Stability and Basic Education at the country level

| RCI 2019 | Score | Score 0-100 | Rank* | GDP per head PPS - EU28=100 | Value | Rank | Stage of development (1 = Lowest; 5 = Highest) | 2 |
|----------|-------|-------------|---------|--------------------------------|-------|---------|---|---|
| | -0.33 | 47.36 | 174/268 | | 63 | 219/268 | | |

Peer Regions: Extremadura; Severozápad; Közép-Dunántúl; Southern Scotland; Ionia Nisia; Vest; Vidurio ir vakarų Lietuvos regionas ; Puglia; Łódzkie; Latvija; Dytiki Makedonia; Norte; Campania; Kontinentalna Hrvatska and Sterea Ellada

| | score (EU28=0) | peers comparison |
|-------------------------|-------------------|---|
| Basic dimension | -0.68 |  |
| Institutions | -0.61 |  |
| Macroeconomic Stability | -0.32 |  |
| Infrastructure | -1.05 |  |
| Health | -0.71 |  |
| Basic Education | -0.70 |  |

| | score (EU28=0) | peers comparison |
|--|-------------------|---|
| Efficiency dimension | 0.05 |  |
| Higher Education and lifelong learning | 0.46 |  |
| Labour Market Efficiency | -0.01 |  |
| Market Size | -0.31 |  |

| | score (EU28=0) | peers comparison |
|-----------------------------|-------------------|---|
| Innovation dimension | -0.78 |  |
| Technological Readiness | -0.78 |  |
| Business Sophistication | -1.32 |  |
| Innovation | -0.24 |  |



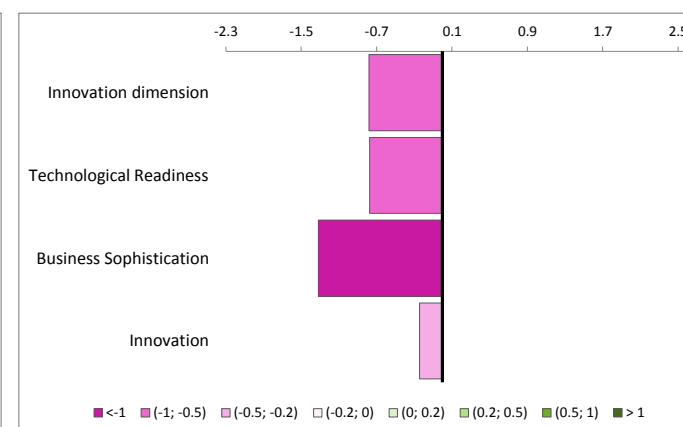
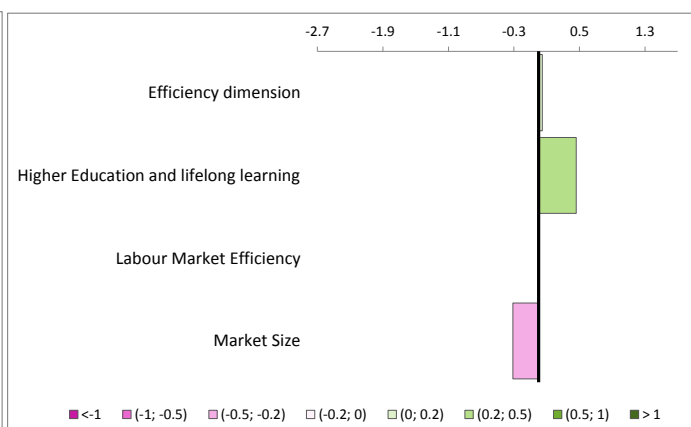
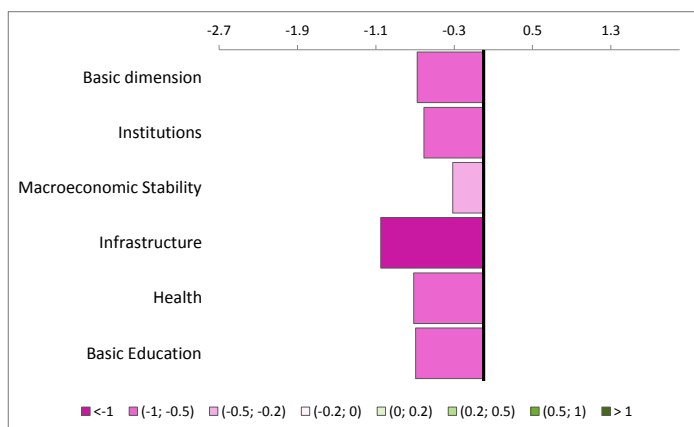
Overperforming with respect to its peers



Similar to peers



Underperforming with respect to its peers



* Equal ranking is assigned if the difference in score is equal or below 0.1 on the 0-100 scale

Note: Macroeconomic Stability and Basic Education at the country level

| RCI 2019 | Score | Score 0-100 | Rank* | GDP per head PPS - EU28=100 | Value | Rank | Stage of development (1 = Lowest; 5 = Highest) | 2 |
|----------|-------|-------------|---------|--------------------------------|-------|---------|---|---|
| | -0.29 | 48.98 | 170/268 | | 72 | 196/268 | | |

Peer Regions: Guadeloupe; Basilicata; Střední Morava; Alentejo; Tees Valley and Durham; Lincolnshire; Castilla-La Mancha; Nyugat-Dunántúl; Moravskoslezsko; Ciudad Autónoma de Ceuta; Região Autónoma da Madeira; Západné Slovensko; Severovýchod; South Yorkshire and Sardegna

| | score (EU28=0) | peers comparison |
|-------------------------|-------------------|------------------|
| Basic dimension | -0.67 | |
| Institutions | -0.65 | |
| Macroeconomic Stability | -0.32 | |
| Infrastructure | -0.73 | |
| Health | -0.97 | |
| Basic Education | -0.70 | |

| | score (EU28=0) | peers comparison |
|--|-------------------|------------------|
| Efficiency dimension | 0.16 | |
| Higher Education and lifelong learning | 0.27 | |
| Labour Market Efficiency | 0.14 | |
| Market Size | 0.08 | |

| | score (EU28=0) | peers comparison |
|-----------------------------|-------------------|------------------|
| Innovation dimension | -0.86 | |
| Technological Readiness | -0.78 | |
| Business Sophistication | -1.27 | |
| Innovation | -0.52 | |



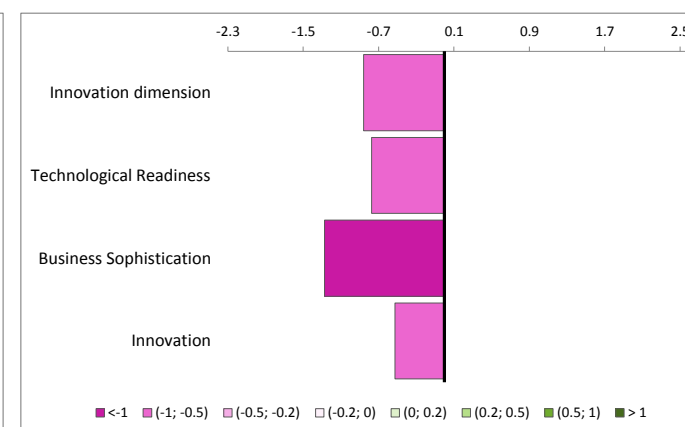
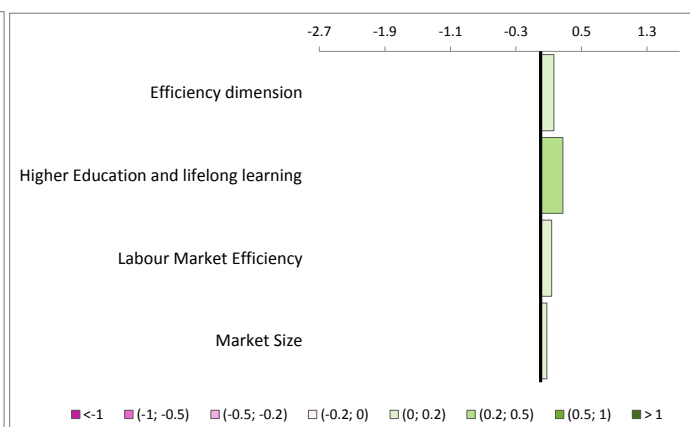
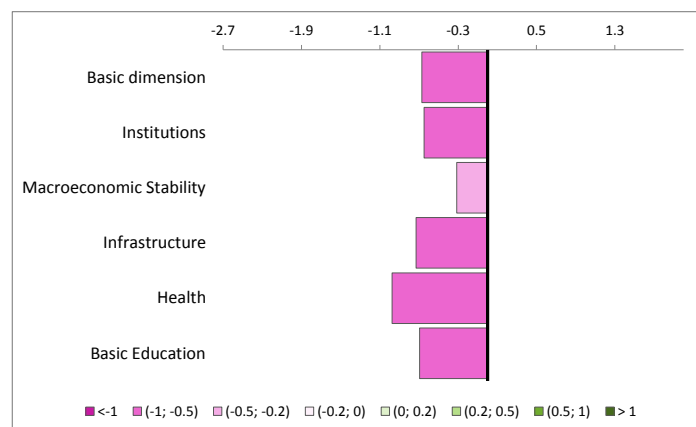
Overperforming with respect to its peers



Similar to peers



Underperforming with respect to its peers



* Equal ranking is assigned if the difference in score is equal or below 0.1 on the 0-100 scale

Note: Macroeconomic Stability and Basic Education at the country level

| RCI 2019 | Score | Score 0-100 | Rank* | GDP per head PPS - EU28=100 | Value | Rank | Stage of development (1 = Lowest; 5 = Highest) | 3 |
|----------|-------|-------------|---------|--------------------------------|-------|---------|---|---|
| | -0.51 | 40.66 | 194/268 | | 75 | 182/268 | | |

Peer Regions: Región de Murcia; Canarias; Hainaut; Notio Aigaio; Martinique ; Jihozápad; Lorraine; Eesti; Luxembourg; Dolnośląskie; Picardie; South Yorkshire; Languedoc-Roussillon; Yugozapaden and Severovýchod

| | score (EU28=0) | peers comparison |
|-------------------------|-------------------|------------------|
| Basic dimension | -0.76 | |
| Institutions | -0.64 | |
| Macroeconomic Stability | -0.32 | |
| Infrastructure | -1.03 | |
| Health | -1.13 | |
| Basic Education | -0.70 | |

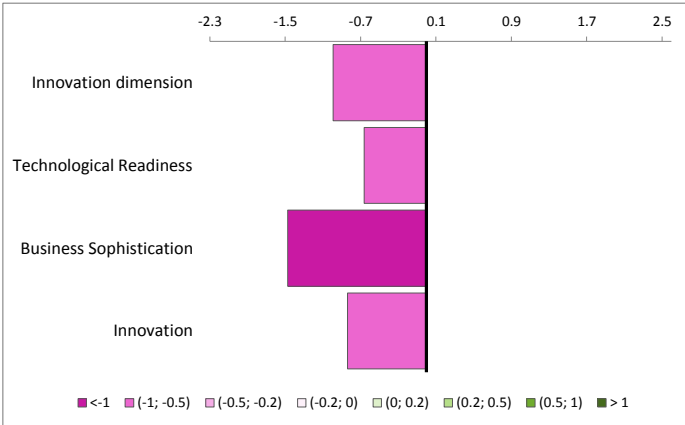
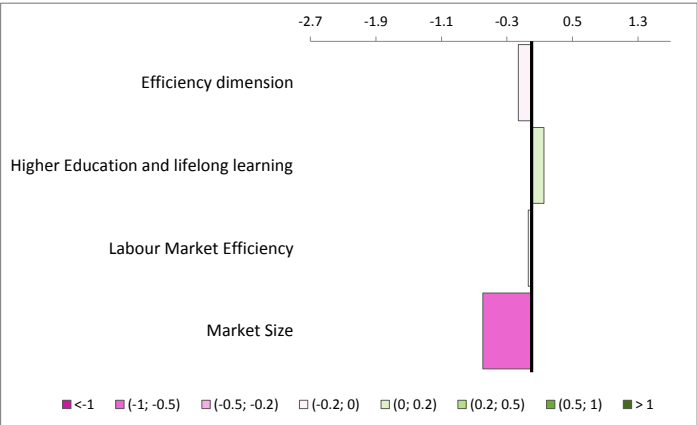
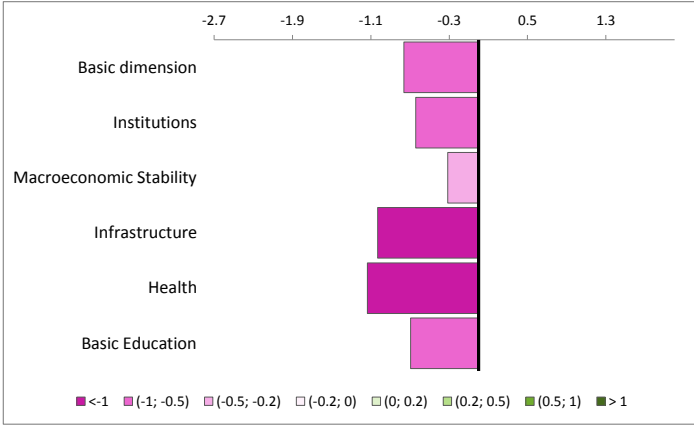
| | score (EU28=0) | peers comparison |
|--|-------------------|------------------|
| Efficiency dimension | -0.16 | |
| Higher Education and lifelong learning | 0.15 | |
| Labour Market Efficiency | -0.04 | |
| Market Size | -0.59 | |

| | score (EU28=0) | peers comparison |
|-----------------------------|-------------------|------------------|
| Innovation dimension | -0.99 | |
| Technological Readiness | -0.66 | |
| Business Sophistication | -1.48 | |
| Innovation | -0.84 | |

Overperforming with respect to its peers

Similar to peers

Underperforming with respect to its peers



* Equal ranking is assigned if the difference in score is equal or below 0.1 on the 0-100 scale

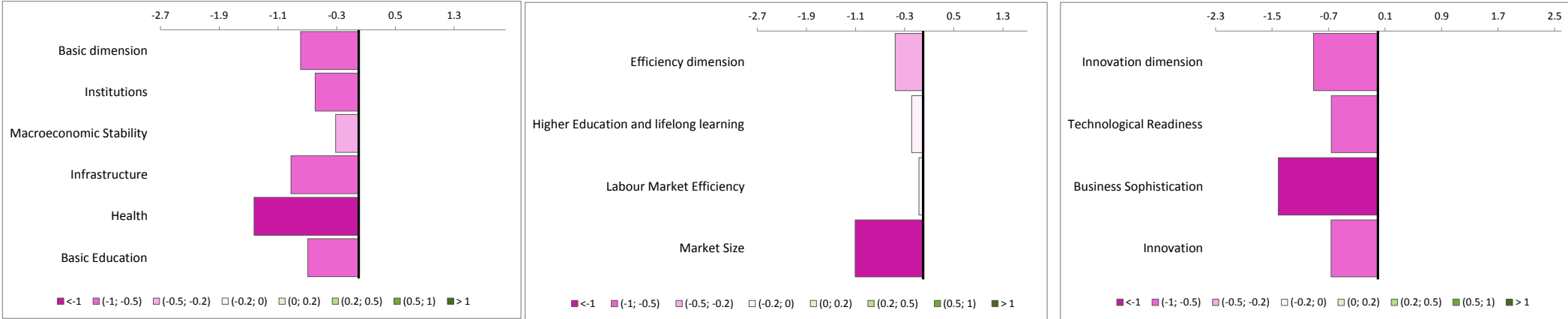
Note: Macroeconomic Stability and Basic Education at the country level

| RCI 2019 | Score | Score 0-100 | Rank* | GDP per head PPS - EU28=100 | Value | Rank | Stage of development (1 = Lowest; 5 = Highest) | 2 | |
|----------|-------|-------------|---------|-----------------------------|-------|---------|--|---|--|
| | -0.64 | 35.77 | 207/268 | | 58 | 232/268 | | | |

Peer Regions: Jadranska Hrvatska; Mazowiecki regionalny; Lubuskie; Kriti; Calabria; Sicilia; Opolskie; Kujawsko-pomorskie; Peloponnisos; Centru; Stredné Slovensko; Sterea Ellada; Kontinentalna Hrvatska; Campania and Dytiki Makedonia

| | score (EU28=0) | peers comparison | | score (EU28=0) | peers comparison | | score (EU28=0) | peers comparison |
|-------------------------|----------------|------------------|--|----------------|------------------|-------------------------|----------------|------------------|
| Basic dimension | -0.79 | | Efficiency dimension | -0.45 | | Innovation dimension | -0.91 | |
| Institutions | -0.59 | | Higher Education and lifelong learning | -0.19 | | Technological Readiness | -0.66 | |
| Macroeconomic Stability | -0.32 | | Labour Market Efficiency | -0.07 | | Business Sophistication | -1.41 | |
| Infrastructure | -0.92 | | Market Size | -1.11 | | Innovation | -0.66 | |
| Health | -1.43 | | | | | | | |
| Basic Education | -0.70 | | | | | | | |

| | |
|--|---|
| | Overperforming with respect to its peers |
| | Similar to peers |
| | Underperforming with respect to its peers |



* Equal ranking is assigned if the difference in score is equal or below 0.1 on the 0-100 scale

Note: Macroeconomic Stability and Basic Education at the country level

| RCI 2019 | Score | Score 0-100 | Rank* | GDP per head PPS - EU28=100 | Value | Rank | Stage of development (1 = Lowest; 5 = Highest) | 2 |
|----------|-------|-------------|---------|--------------------------------|-------|---------|---|---|
| | -0.69 | 34.22 | 213/268 | | 58 | 234/268 | | |

Peer Regions: Kriti; Calabria; Jadranska Hrvatska; Zachodniopomorskie; Opolskie; Mazowiecki regionalny; Sicilia; Kujawsko-pomorskie; Peloponnisos; Centru; Stredné Slovensko; Sterea Ellada; Kontinentalna Hrvatska; Campania and Dytiki Makedonia

| | score (EU28=0) | peers comparison |
|-------------------------|-------------------|------------------|
| Basic dimension | -0.92 | |
| Institutions | -0.61 | |
| Macroeconomic Stability | -0.32 | |
| Infrastructure | -1.12 | |
| Health | -1.88 | |
| Basic Education | -0.70 | |

| | score (EU28=0) | peers comparison |
|--|-------------------|------------------|
| Efficiency dimension | -0.36 | |
| Higher Education and lifelong learning | -0.13 | |
| Labour Market Efficiency | 0.00 | |
| Market Size | -0.96 | |

| | score (EU28=0) | peers comparison |
|-----------------------------|-------------------|------------------|
| Innovation dimension | -1.15 | |
| Technological Readiness | -0.66 | |
| Business Sophistication | -1.65 | |
| Innovation | -1.15 | |



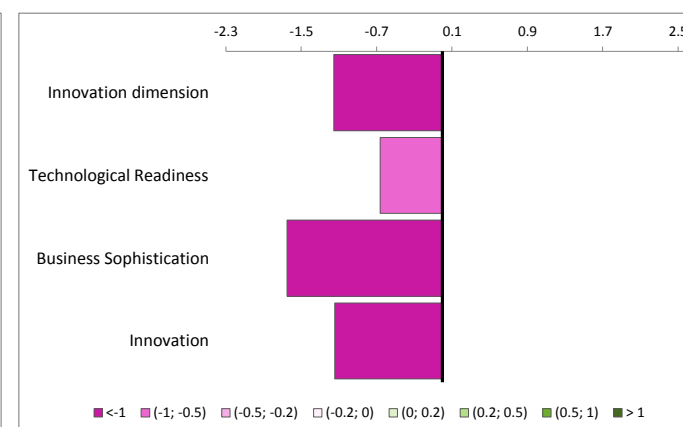
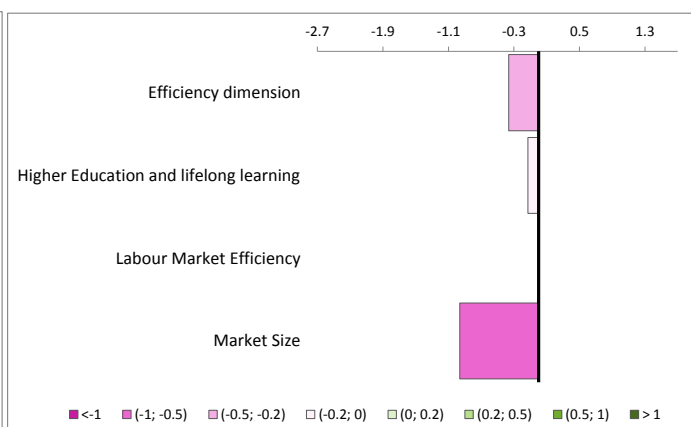
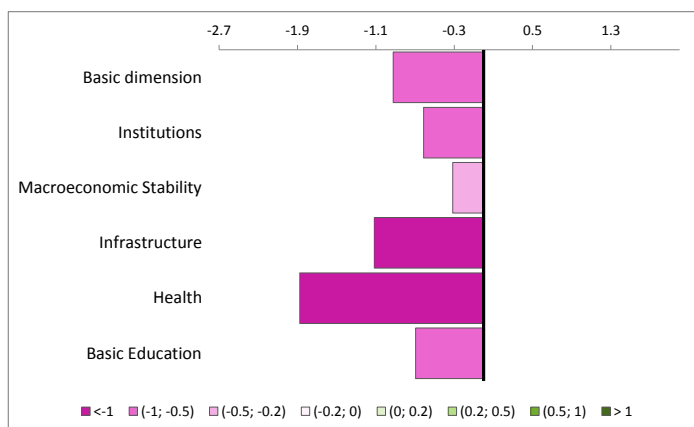
Overperforming with respect to its peers



Similar to peers



Underperforming with respect to its peers



* Equal ranking is assigned if the difference in score is equal or below 0.1 on the 0-100 scale

Note: Macroeconomic Stability and Basic Education at the country level

| RCI 2019 | Score | Score 0-100 | Rank* | GDP per head PPS - EU28=100 | Value | Rank | Stage of development (1 = Lowest; 5 = Highest) | 3 |
|----------|-------|-------------|---------|--------------------------------|-------|---------|---|---|
| | -0.43 | 43.83 | 182/268 | | 77 | 176/268 | | |

Peer Regions: Picardie; Eesti; Languedoc-Roussillon; Lorraine; Yugozapaden; Jihozápad; Martinique ; Shropshire and Staffordshire; Franche-Comté; Canarias; Wielkopolskie; Región de Murcia; Limousin; Hainaut and Principado de Asturias

| | score (EU28=0) | peers comparison |
|-------------------------|-------------------|------------------|
| Basic dimension | -0.79 | |
| Institutions | -0.65 | |
| Macroeconomic Stability | -0.32 | |
| Infrastructure | -0.91 | |
| Health | -1.41 | |
| Basic Education | -0.70 | |

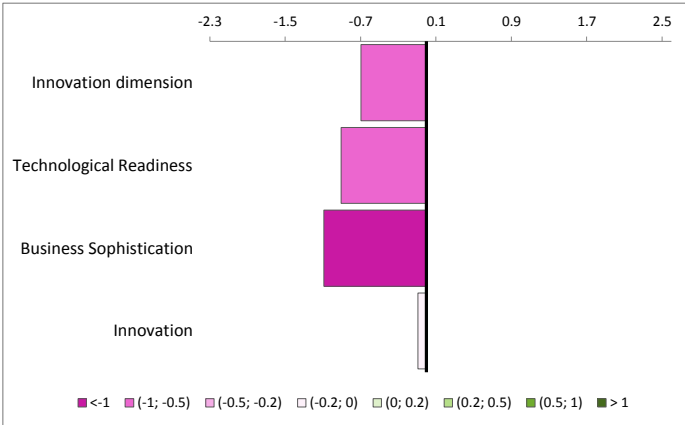
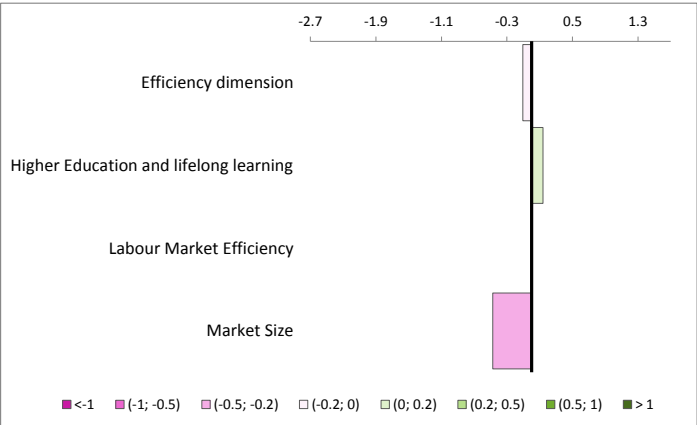
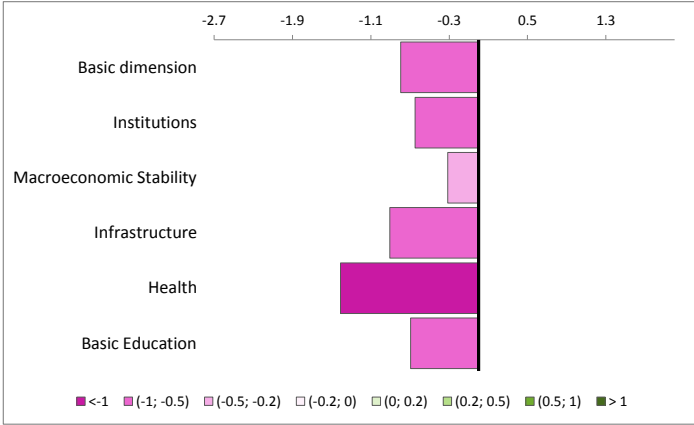
| | score (EU28=0) | peers comparison |
|--|-------------------|------------------|
| Efficiency dimension | -0.11 | |
| Higher Education and lifelong learning | 0.14 | |
| Labour Market Efficiency | 0.01 | |
| Market Size | -0.47 | |

| | score (EU28=0) | peers comparison |
|-------------------------|-------------------|------------------|
| Innovation dimension | -0.70 | |
| Technological Readiness | -0.90 | |
| Business Sophistication | -1.09 | |
| Innovation | -0.09 | |

Overperforming with respect to its peers

Similar to peers

Underperforming with respect to its peers



* Equal ranking is assigned if the difference in score is equal or below 0.1 on the 0-100 scale

Note: Macroeconomic Stability and Basic Education at the country level

| RCI 2019 | Score | Score 0-100 | Rank* | GDP per head PPS - EU28=100 | Value | Rank | Stage of development (1 = Lowest; 5 = Highest) | 2 |
|----------|-------|-------------|---------|--------------------------------|-------|---------|---|---|
| | -0.56 | 38.96 | 201/268 | | 57 | 237/268 | | |

Peer Regions: Calabria; Kriti; Lubuskie; Jadranska Hrvatska; Kujawsko-pomorskie; Peloponnisos; Zachodniopomorskie; Centru; Mazowiecki regionalny; Sicilia; Východné Slovensko; Stredné Slovensko; Sterea Ellada; Kentriki Makedonia and Kontinentalna Hrvatska

| | score (EU28=0) | peers comparison |
|-------------------------|-------------------|------------------|
| Basic dimension | -0.77 | |
| Institutions | -0.56 | |
| Macroeconomic Stability | -0.32 | |
| Infrastructure | -1.03 | |
| Health | -1.26 | |
| Basic Education | -0.70 | |

| | score (EU28=0) | peers comparison |
|--|-------------------|------------------|
| Efficiency dimension | -0.20 | |
| Higher Education and lifelong learning | 0.18 | |
| Labour Market Efficiency | -0.24 | |
| Market Size | -0.53 | |

| | score (EU28=0) | peers comparison |
|-----------------------------|-------------------|------------------|
| Innovation dimension | -1.17 | |
| Technological Readiness | -0.90 | |
| Business Sophistication | -1.52 | |
| Innovation | -1.09 | |



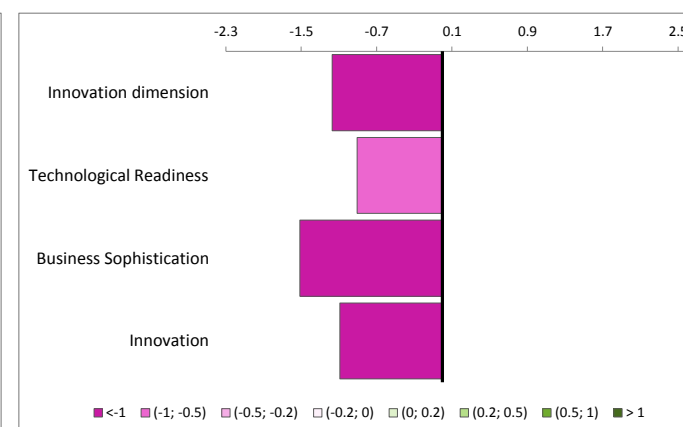
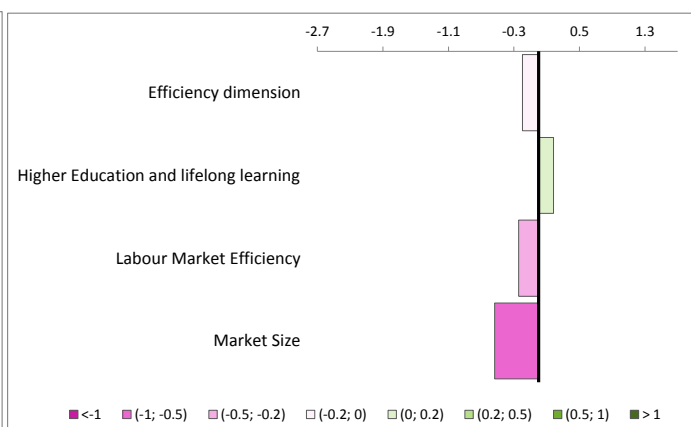
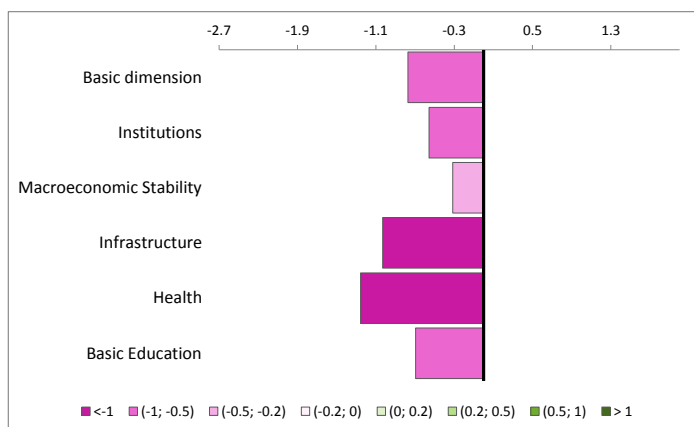
Overperforming with respect to its peers



Similar to peers



Underperforming with respect to its peers



* Equal ranking is assigned if the difference in score is equal or below 0.1 on the 0-100 scale

Note: Macroeconomic Stability and Basic Education at the country level

| RCI 2019 | Score | Score 0-100 | Rank* | GDP per head PPS - EU28=100 | Value | Rank | Stage of development (1 = Lowest; 5 = Highest) | 2 | |
|----------|-------|-------------|---------|-----------------------------|-------|---------|--|---|--|
| | -0.68 | 34.63 | 209/268 | | 56 | 238/268 | | | |

Peer Regions: Peloponnisos; Centru; Opolskie; Calabria; Kriti; Lubuskie; Jadranska Hrvatska; Zachodniopomorskie; Mazowiecki regionalny; Východné Slovensko; Sicilia; Kentriki Makedonia; Guyane; Nord-Vest and Thessalia

| | score (EU28=0) | peers comparison |
|-------------------------|----------------|------------------|
| Basic dimension | -0.87 | |
| Institutions | -0.58 | |
| Macroeconomic Stability | -0.32 | |
| Infrastructure | -1.10 | |
| Health | -1.64 | |
| Basic Education | -0.70 | |

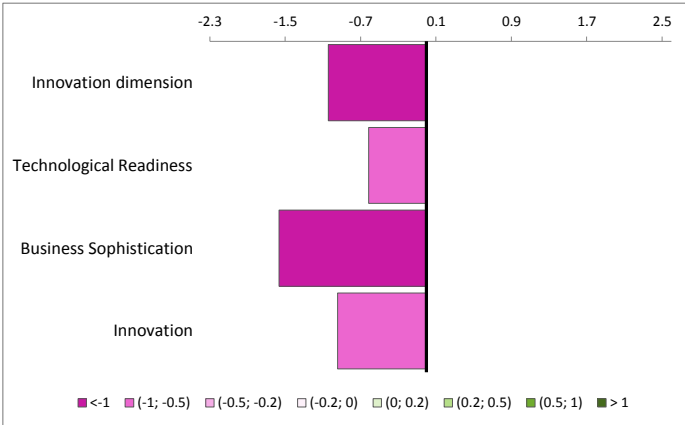
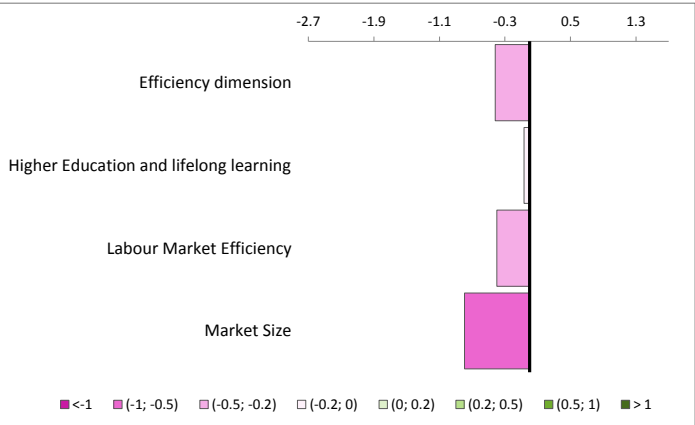
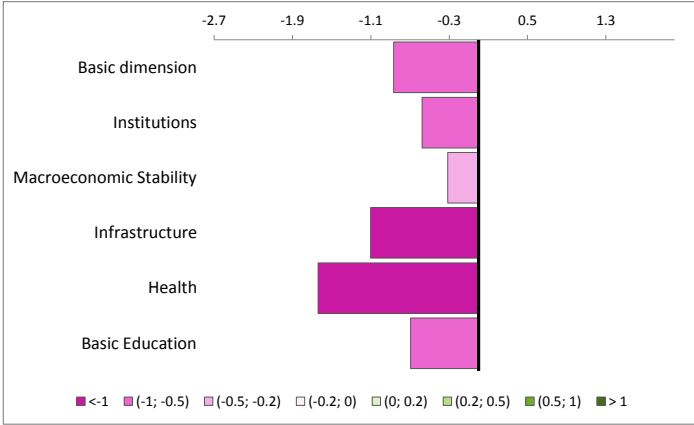
| | score (EU28=0) | peers comparison |
|--|----------------|------------------|
| Efficiency dimension | -0.42 | |
| Higher Education and lifelong learning | -0.07 | |
| Labour Market Efficiency | -0.40 | |
| Market Size | -0.79 | |

| | score (EU28=0) | peers comparison |
|-------------------------|----------------|------------------|
| Innovation dimension | -1.04 | |
| Technological Readiness | -0.61 | |
| Business Sophistication | -1.57 | |
| Innovation | -0.94 | |

Overperforming with respect to its peers

Similar to peers

Underperforming with respect to its peers













* Equal ranking is assigned if the difference in score is equal or below 0.1 on the 0-100 scale





Note: Macroeconomic Stability and Basic Education at the country level

| RCI 2019 | Score | Score 0-100 | Rank* | GDP per head PPS - EU28=100 | Value | Rank | Stage of development (1 = Lowest; 5 = Highest) | 1 |
|----------|-------|-------------|---------|--------------------------------|-------|---------|---|---|
| | -0.84 | 28.57 | 225/268 | | 49 | 251/268 | | |

Peer Regions: Podkarpackie; Świętokrzyskie; Sud-Est; Dytiki Ellada; Podlaskie; Ipeiros; Dél-Alföld; Lubelskie; Voreio Aigaio; Anatoliki Makedonia, Thraki; Sud - Muntenia; Thessalia; Nord-Vest; Guyane and Kentriki Makedonia

| | score (EU28=0) | peers comparison |
|-------------------------|-------------------|---|
| Basic dimension | -0.83 |  |
| Institutions | -0.58 |  |
| Macroeconomic Stability | -0.32 |  |
| Infrastructure | -1.26 |  |
| Health | -1.31 |  |
| Basic Education | -0.70 |  |

| | score (EU28=0) | peers comparison |
|--|-------------------|---|
| Efficiency dimension | -0.76 |  |
| Higher Education and lifelong learning | -0.32 |  |
| Labour Market Efficiency | -0.61 |  |
| Market Size | -1.35 |  |

| | score (EU28=0) | peers comparison |
|-----------------------------|-------------------|---|
| Innovation dimension | -1.12 |  |
| Technological Readiness | -0.61 |  |
| Business Sophistication | -1.51 |  |
| Innovation | -1.22 |  |



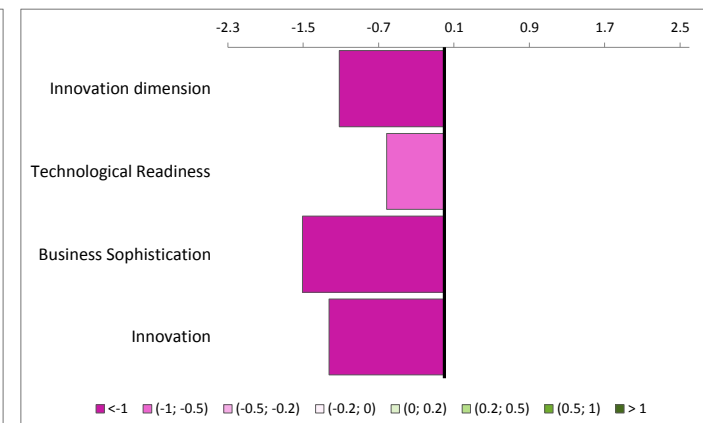
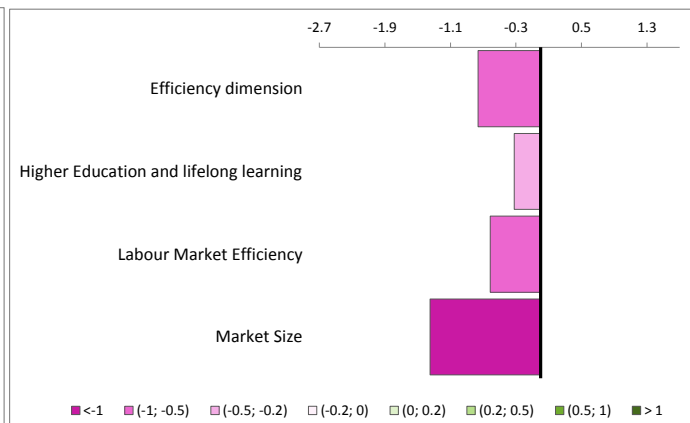
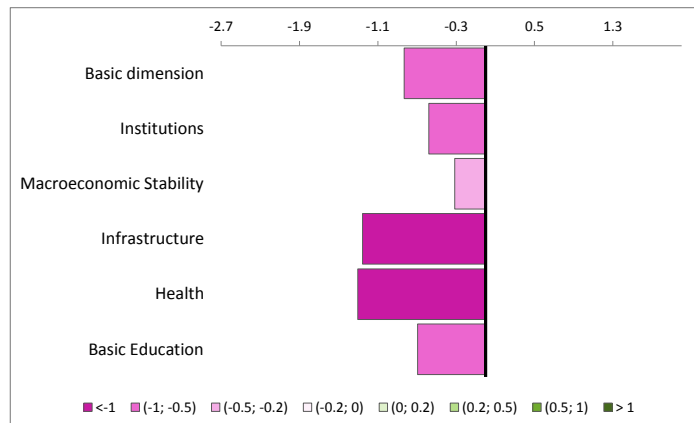
Overperforming with respect to its peers



Similar to peers



Underperforming with respect to its peers



* Equal ranking is assigned if the difference in score is equal or below 0.1 on the 0-100 scale

Note: Macroeconomic Stability and Basic Education at the country level

| RCI 2019 | Score | Score 0-100 | Rank* | GDP per head PPS - EU28=100 | Value | Rank | Stage of development (1 = Lowest; 5 = Highest) | 2 |
|----------|-------|-------------|---------|--------------------------------|-------|---------|---|---|
| | -0.43 | 43.91 | 182/268 | | 67 | 208/268 | | |

Peer Regions: Molise; West Wales and The Valleys; Andalucía; Ciudad Autónoma de Melilla; Centro; Região Autónoma dos Açores; Vzhodna Slovenija; Cornwall and Isles of Scilly; La Réunion; Norte; Latvija; Sardegna; Łódzkie; Západoé Slovensko and Southern Scotland

| | score (EU28=0) | peers comparison |
|-------------------------|-------------------|------------------|
| Basic dimension | -0.63 | |
| Institutions | -0.48 | |
| Macroeconomic Stability | -0.32 | |
| Infrastructure | -0.48 | |
| Health | -1.15 | |
| Basic Education | -0.70 | |

| | score (EU28=0) | peers comparison |
|--|-------------------|------------------|
| Efficiency dimension | -0.20 | |
| Higher Education and lifelong learning | 0.30 | |
| Labour Market Efficiency | -0.05 | |
| Market Size | -0.85 | |

| | score (EU28=0) | peers comparison |
|-----------------------------|-------------------|------------------|
| Innovation dimension | -0.70 | |
| Technological Readiness | -0.61 | |
| Business Sophistication | -1.30 | |
| Innovation | -0.19 | |



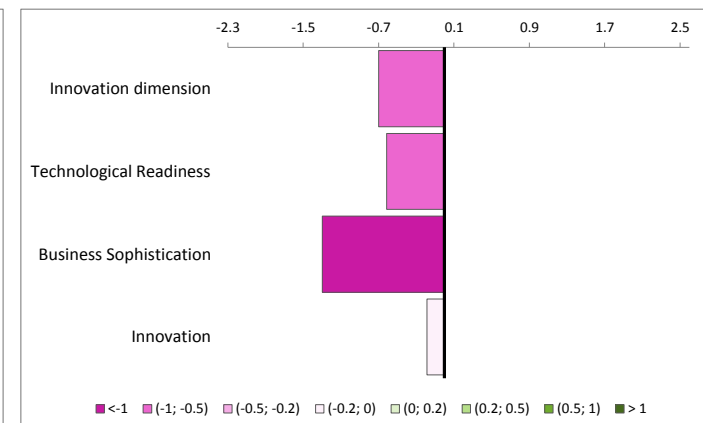
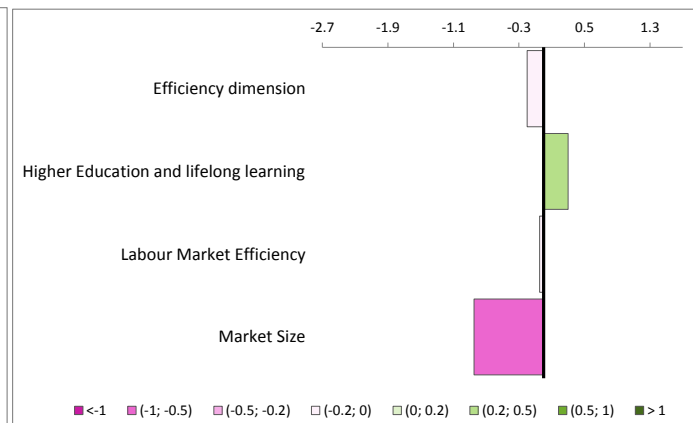
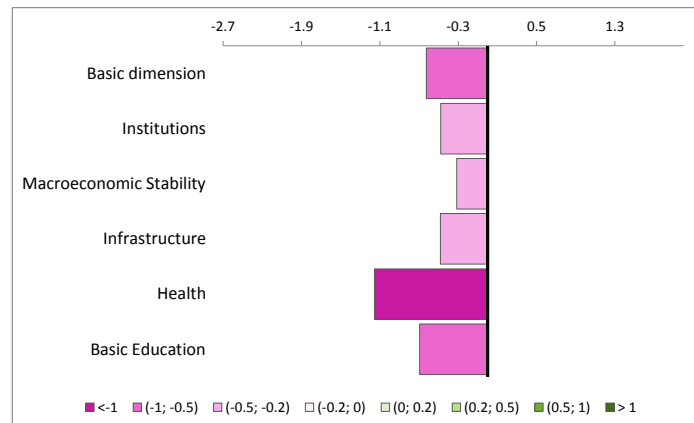
Overperforming with respect to its peers



Similar to peers



Underperforming with respect to its peers



* Equal ranking is assigned if the difference in score is equal or below 0.1 on the 0-100 scale

Note: Macroeconomic Stability and Basic Education at the country level

| RCI 2019 | Score | Score 0-100 | Rank* | GDP per head PPS - EU28=100 | Value | Rank | Stage of development (1 = Lowest; 5 = Highest) | 2 | |
|----------|-------|-------------|---------|-----------------------------|-------|---------|--|---|--|
| | -0.50 | 41.23 | 190/268 | | 64 | 215/268 | | | |

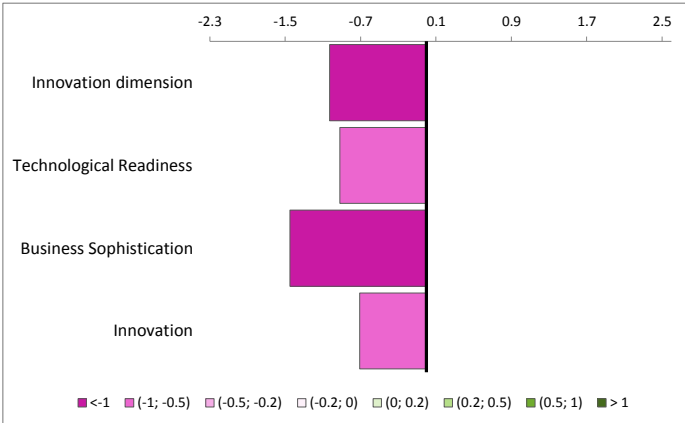
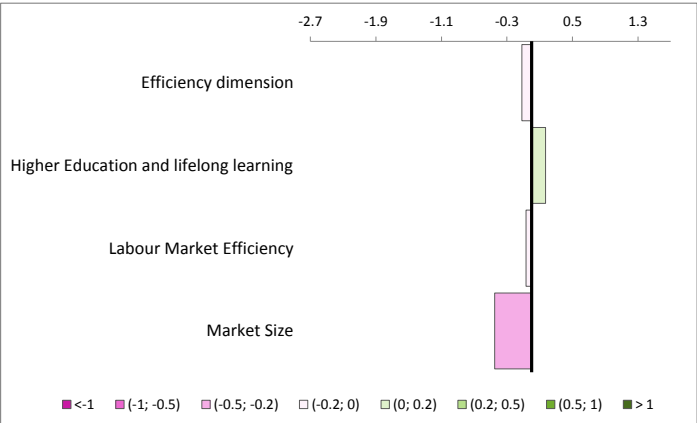
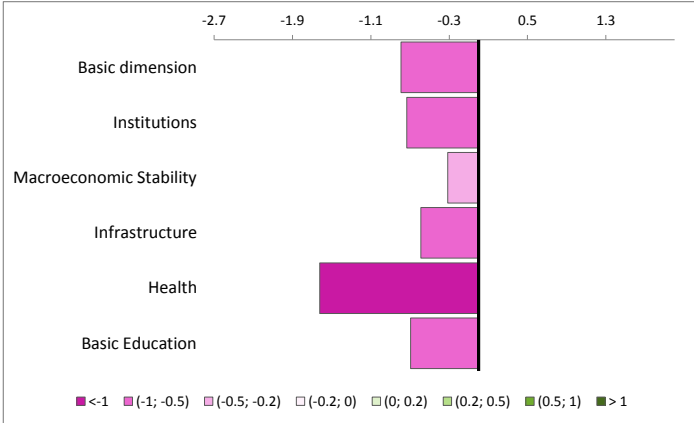
Peer Regions: Latvija; Norte; Southern Scotland; Severozápad; Extremadura; Małopolskie; Közép-Dunántúl; Ionia Nisia; Vest; Vidurio ir vakarų Lietuvos regionas ; Centro; Ciudad Autónoma de Melilla; Puglia; West Wales and The Valleys and Dytiki Makedonia

| | score (EU28=0) | peers comparison |
|-------------------------|----------------|------------------|
| Basic dimension | -0.79 | |
| Institutions | -0.73 | |
| Macroeconomic Stability | -0.32 | |
| Infrastructure | -0.59 | |
| Health | -1.62 | |
| Basic Education | -0.70 | |

| | score (EU28=0) | peers comparison |
|--|----------------|------------------|
| Efficiency dimension | -0.12 | |
| Higher Education and lifelong learning | 0.17 | |
| Labour Market Efficiency | -0.07 | |
| Market Size | -0.45 | |

| | score (EU28=0) | peers comparison |
|-------------------------|----------------|------------------|
| Innovation dimension | -1.03 | |
| Technological Readiness | -0.92 | |
| Business Sophistication | -1.45 | |
| Innovation | -0.71 | |

| | |
|--|---|
| | Overperforming with respect to its peers |
| | Similar to peers |
| | Underperforming with respect to its peers |













* Equal ranking is assigned if the difference in score is equal or below 0.1 on the 0-100 scale





Note: Macroeconomic Stability and Basic Education at the country level

| RCI 2019 | Score | Score 0-100 | Rank* | GDP per head PPS - EU28=100 | Value | Rank | Stage of development (1 = Lowest; 5 = Highest) | 1 |
|----------|-------|-------------|---------|--------------------------------|-------|---------|---|---|
| | -0.68 | 34.44 | 211/268 | | 50 | 250/268 | | |

Peer Regions: Sud-Est; Warmińsko-mazurskie; Dytiki Ellada; Podlaskie; Podkarpackie; Ipeiros; Voreio Aigaio; Dél-Alföld; Lubelskie; Thessalia; Anatoliki Makedonia, Thraki; Sud - Muntenia; Nord-Vest; Guyane and Kentriki Makedonia

| | score (EU28=0) | peers comparison |
|-------------------------|-------------------|---|
| Basic dimension | -0.93 |  |
| Institutions | -0.66 |  |
| Macroeconomic Stability | -0.32 |  |
| Infrastructure | -1.63 |  |
| Health | -1.35 |  |
| Basic Education | -0.70 |  |

| | score (EU28=0) | peers comparison |
|--|-------------------|---|
| Efficiency dimension | -0.33 |  |
| Higher Education and lifelong learning | 0.20 |  |
| Labour Market Efficiency | -0.45 |  |
| Market Size | -0.74 |  |

| | score (EU28=0) | peers comparison |
|-----------------------------|-------------------|---|
| Innovation dimension | -1.27 |  |
| Technological Readiness | -0.92 |  |
| Business Sophistication | -1.62 |  |
| Innovation | -1.27 |  |



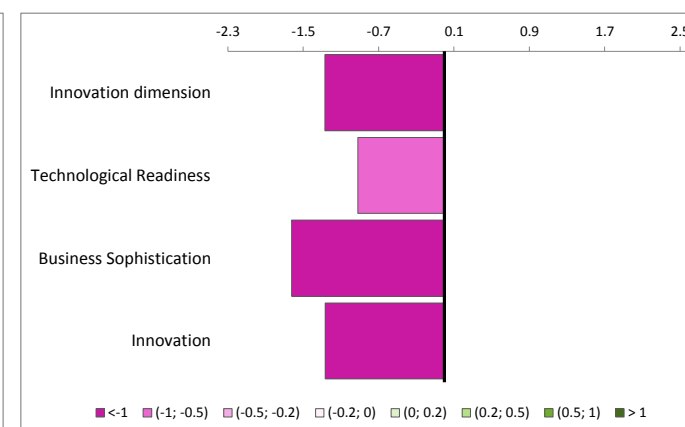
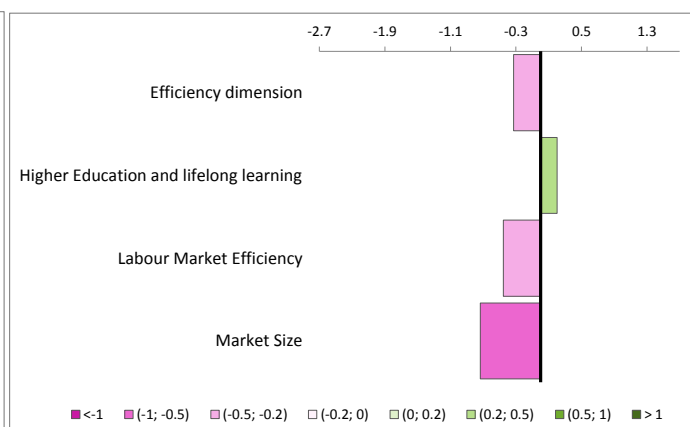
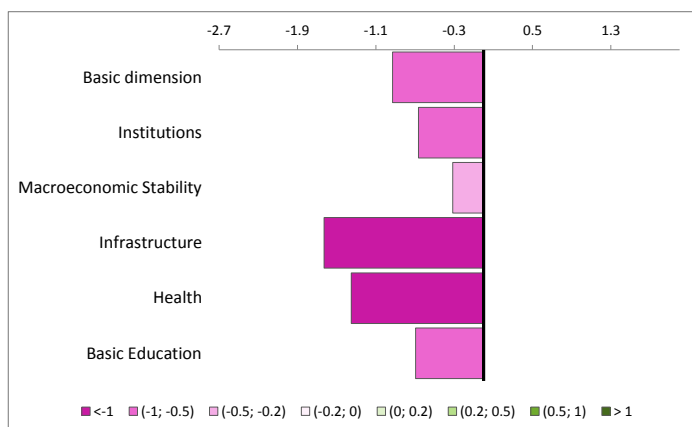
Overperforming with respect to its peers



Similar to peers



Underperforming with respect to its peers













* Equal ranking is assigned if the difference in score is equal or below 0.1 on the 0-100 scale





Note: Macroeconomic Stability and Basic Education at the country level

| RCI 2019 | Score | Score 0-100 | Rank* | GDP per head PPS - EU28=100 | Value | Rank | Stage of development (1 = Lowest; 5 = Highest) | 1 |
|----------|-------|-------------|---------|--------------------------------|-------|---------|---|---|
| | -0.68 | 34.66 | 209/268 | | 48 | 255/268 | | |

Peer Regions: Dél-Alföld; Anatoliki Makedonia, Thraki; Sud - Muntenia; Ipeiros; Podkarpackie; Warmińsko-mazurskie; Świętokrzyskie; Sud-Est; Dytiki Ellada; Podlaskie; Észak-Magyarország; Dél-Dunántúl; Voreio Aigaio; Thessalia and Észak-Alföld

| | score (EU28=0) | peers comparison |
|-------------------------|-------------------|---|
| Basic dimension | -0.90 |  |
| Institutions | -0.72 |  |
| Macroeconomic Stability | -0.32 |  |
| Infrastructure | -1.45 |  |
| Health | -1.31 |  |
| Basic Education | -0.70 |  |

| | score (EU28=0) | peers comparison |
|--|-------------------|---|
| Efficiency dimension | -0.41 |  |
| Higher Education and lifelong learning | 0.25 |  |
| Labour Market Efficiency | -0.37 |  |
| Market Size | -1.10 |  |

| | score (EU28=0) | peers comparison |
|-----------------------------|-------------------|---|
| Innovation dimension | -1.04 |  |
| Technological Readiness | -0.86 |  |
| Business Sophistication | -1.49 |  |
| Innovation | -0.77 |  |



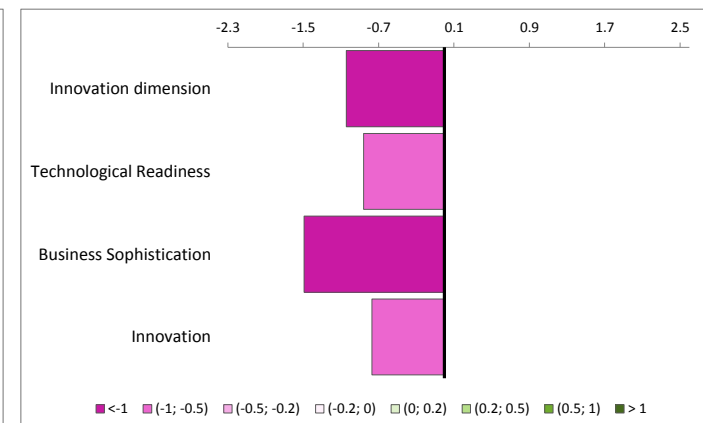
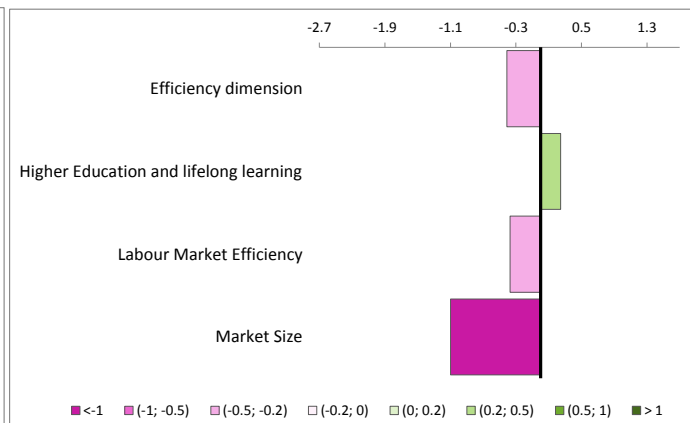
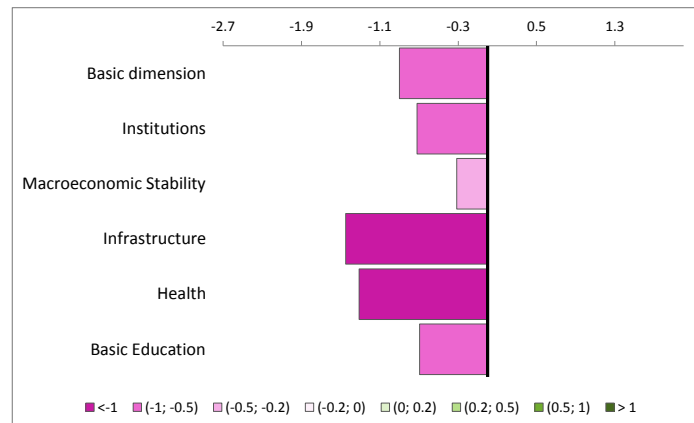
Overperforming with respect to its peers



Similar to peers



Underperforming with respect to its peers



* Equal ranking is assigned if the difference in score is equal or below 0.1 on the 0-100 scale

Note: Macroeconomic Stability and Basic Education at the country level

| RCI 2019 | Score | Score 0-100 | Rank* | GDP per head PPS - EU28=100 | Value | Rank | Stage of development (1 = Lowest; 5 = Highest) | 1 |
|----------|-------|-------------|---------|--------------------------------|-------|---------|---|---|
| | -0.67 | 34.95 | 208/268 | | 49 | 252/268 | | |

Peer Regions: Warmińsko-mazurskie; Świętokrzyskie; Sud-Est; Dytiki Ellada; Podlaskie; Ipeiros; Dél-Alföld; Lubelskie; Voreio Aigaio; Anatoliki Makedonia, Thraki; Sud - Muntenia; Thessalia; Nord-Vest; Guyane and Kentriki Makedonia

| | score (EU28=0) | peers comparison |
|-------------------------|-------------------|------------------|
| Basic dimension | -0.79 | |
| Institutions | -0.72 | |
| Macroeconomic Stability | -0.32 | |
| Infrastructure | -1.34 | |
| Health | -0.87 | |
| Basic Education | -0.70 | |

| | score (EU28=0) | peers comparison |
|--|-------------------|------------------|
| Efficiency dimension | -0.45 | |
| Higher Education and lifelong learning | 0.26 | |
| Labour Market Efficiency | -0.61 | |
| Market Size | -1.01 | |

| | score (EU28=0) | peers comparison |
|-----------------------------|-------------------|------------------|
| Innovation dimension | -1.10 | |
| Technological Readiness | -0.86 | |
| Business Sophistication | -1.60 | |
| Innovation | -0.84 | |



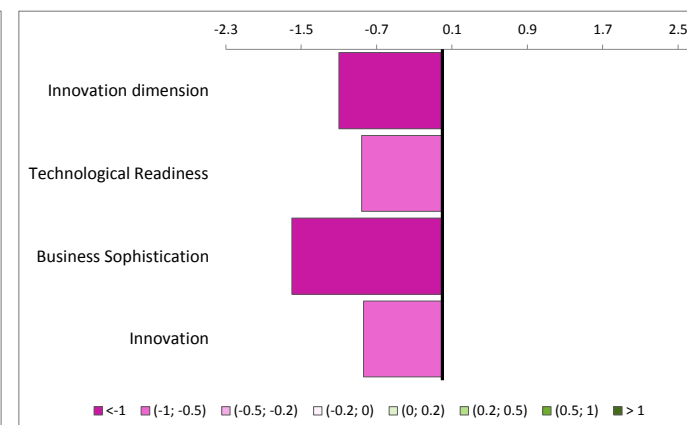
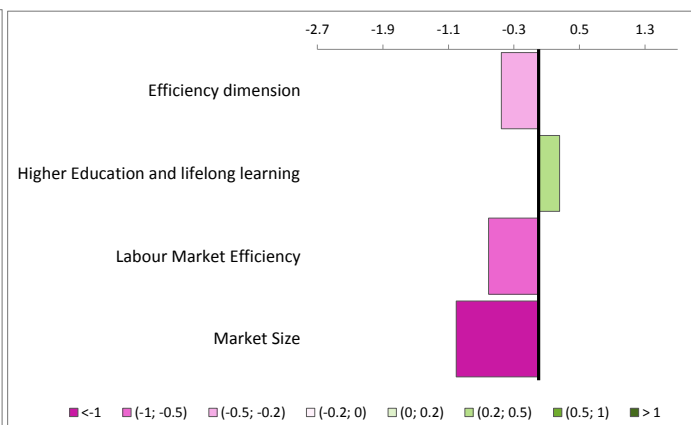
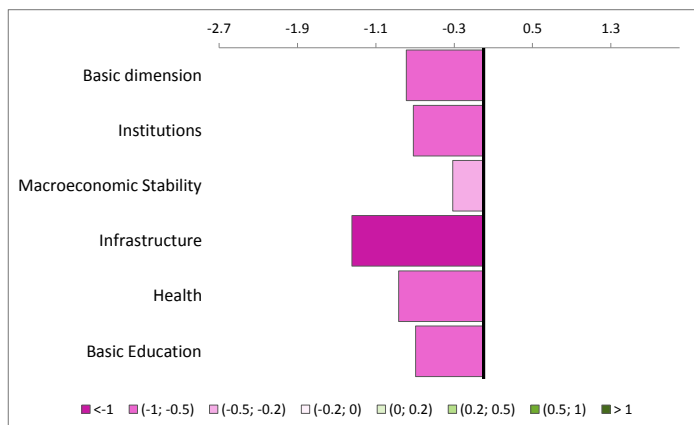
Overperforming with respect to its peers



Similar to peers



Underperforming with respect to its peers



* Equal ranking is assigned if the difference in score is equal or below 0.1 on the 0-100 scale

Note: Macroeconomic Stability and Basic Education at the country level

| RCI 2019 | Score | Score 0-100 | Rank* | GDP per head PPS - EU28=100 | Value | Rank | Stage of development (1 = Lowest; 5 = Highest) | 2 |
|----------|-------|-------------|---------|--------------------------------|-------|---------|---|---|
| | -0.68 | 34.46 | 211/268 | | 50 | 247/268 | | |

Peer Regions: Dytiki Ellada; Sud-Est; Świętokrzyskie; Warmińsko-mazurskie; Podkarpackie; Voreio Aigaio; Ipeiros; Dél-Alföld; Thessalia; Lubelskie; Nord-Vest; Guyane; Anatoliki Makedonia, Thraki; Sud - Muntenia and Kentriki Makedonia

| | score (EU28=0) | peers comparison |
|-------------------------|-------------------|------------------|
| Basic dimension | -0.81 | |
| Institutions | -0.64 | |
| Macroeconomic Stability | -0.32 | |
| Infrastructure | -1.26 | |
| Health | -1.16 | |
| Basic Education | -0.70 | |

| | score (EU28=0) | peers comparison |
|--|-------------------|------------------|
| Efficiency dimension | -0.44 | |
| Higher Education and lifelong learning | 0.26 | |
| Labour Market Efficiency | -0.13 | |
| Market Size | -1.44 | |

| | score (EU28=0) | peers comparison |
|-----------------------------|-------------------|------------------|
| Innovation dimension | -1.11 | |
| Technological Readiness | -0.86 | |
| Business Sophistication | -1.59 | |
| Innovation | -0.87 | |



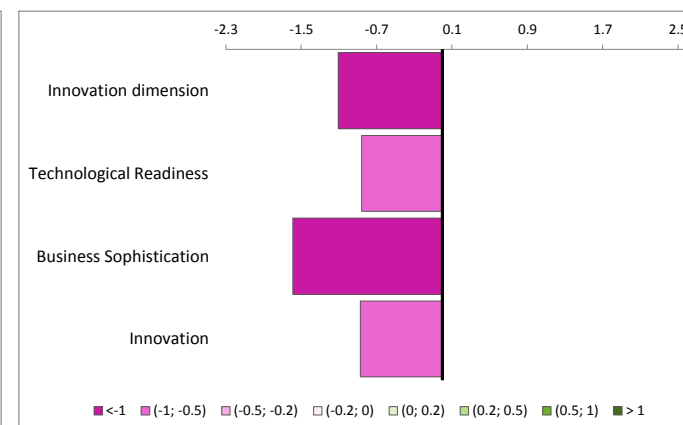
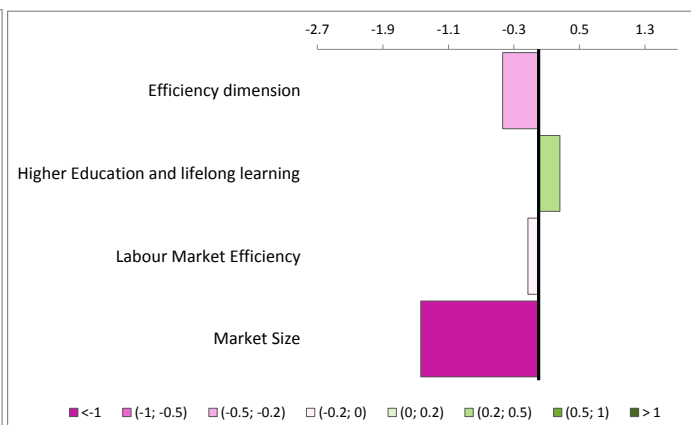
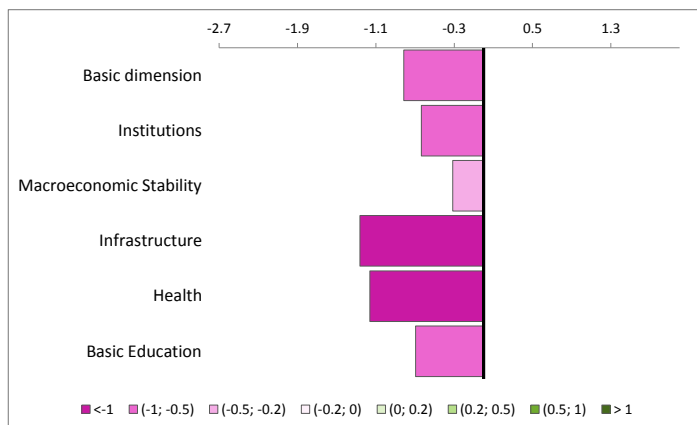
Overperforming with respect to its peers



Similar to peers



Underperforming with respect to its peers



* Equal ranking is assigned if the difference in score is equal or below 0.1 on the 0-100 scale

Note: Macroeconomic Stability and Basic Education at the country level

| RCI 2019 | Score | Score 0-100 | Rank* | GDP per head PPS - EU28=100 | Value | Rank | Stage of development (1 = Lowest; 5 = Highest) | 5 |
|----------|-------|-------------|---------|--------------------------------|-------|--------|---|---|
| | 0.23 | 68.30 | 105/268 | | 151 | 19/268 | | |

Peer Regions: North Eastern Scotland; Salzburg; Berkshire, Buckinghamshire and Oxfordshire; Bremen; Prov. Autonoma di Bolzano/Bozen; Utrecht; Helsinki-Uusimaa; Darmstadt; Amsterdam and its commuting zone; Bruxelles and its commuting zone; Stuttgart; Vorarlberg; London and its commuting zone; Antwerpen and București - Ilfov

| | score (EU28=0) | peers comparison |
|-------------------------|-------------------|------------------|
| Basic dimension | -0.56 | |
| Institutions | -0.67 | |
| Macroeconomic Stability | -0.32 | |
| Infrastructure | 0.08 | |
| Health | -1.20 | |
| Basic Education | -0.70 | |

| | score (EU28=0) | peers comparison |
|--|-------------------|------------------|
| Efficiency dimension | 0.70 | |
| Higher Education and lifelong learning | 1.24 | |
| Labour Market Efficiency | 0.67 | |
| Market Size | 0.19 | |

| | score (EU28=0) | peers comparison |
|-----------------------------|-------------------|------------------|
| Innovation dimension | -0.04 | |
| Technological Readiness | -0.52 | |
| Business Sophistication | -0.77 | |
| Innovation | 1.18 | |



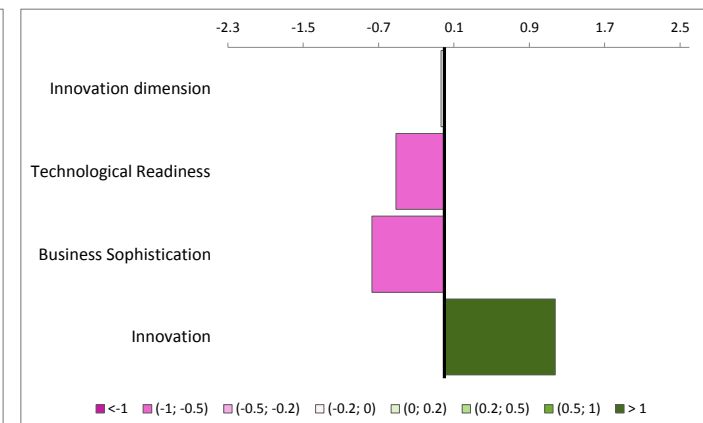
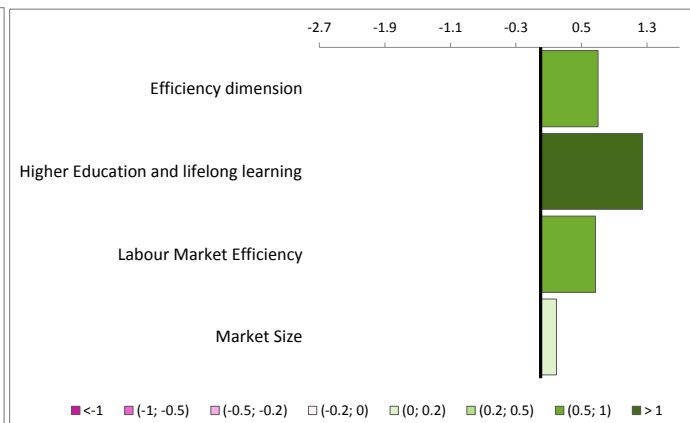
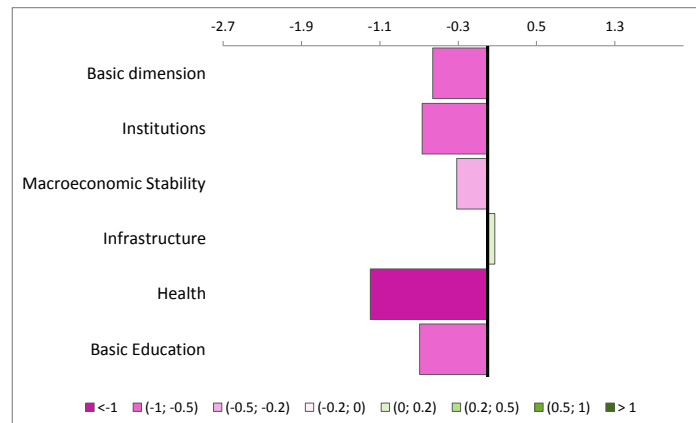
Overperforming with respect to its peers



Similar to peers



Underperforming with respect to its peers



* Equal ranking is assigned if the difference in score is equal or below 0.1 on the 0-100 scale

Note: Macroeconomic Stability and Basic Education at the country level

| RCI 2019 | Score | Score 0-100 | Rank* | GDP per head PPS - EU28=100 | Value | Rank | Stage of development (1 = Lowest; 5 = Highest) | 2 |
|----------|-------|-------------|---------|--------------------------------|-------|---------|---|---|
| | -0.45 | 42.84 | 187/268 | | 59 | 231/268 | | |

Peer Regions: Sicilia; Zachodniopomorskie; Jadranska Hrvatska; Lubuskie; Kriti; Calabria; Opolskie; Stredné Slovensko; Sterea Ellada; Kontinentalna Hrvatska; Kujawsko-pomorskie; Campania; Peloponnisos; Dytiki Makedonia and Centru

| | score (EU28=0) | peers comparison |
|-------------------------|-------------------|------------------|
| Basic dimension | -0.78 | |
| Institutions | -0.67 | |
| Macroeconomic Stability | -0.32 | |
| Infrastructure | -0.97 | |
| Health | -1.26 | |
| Basic Education | -0.70 | |

| | score (EU28=0) | peers comparison |
|--|-------------------|------------------|
| Efficiency dimension | -0.17 | |
| Higher Education and lifelong learning | 0.05 | |
| Labour Market Efficiency | -0.24 | |
| Market Size | -0.31 | |

| | score (EU28=0) | peers comparison |
|-----------------------------|-------------------|------------------|
| Innovation dimension | -0.68 | |
| Technological Readiness | -0.52 | |
| Business Sophistication | -0.77 | |
| Innovation | -0.76 | |



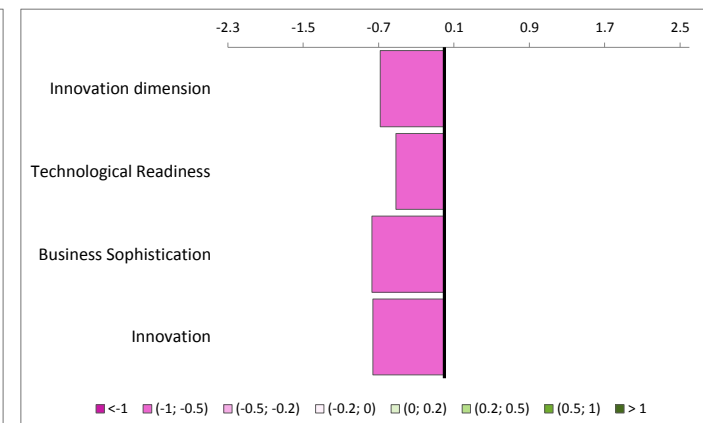
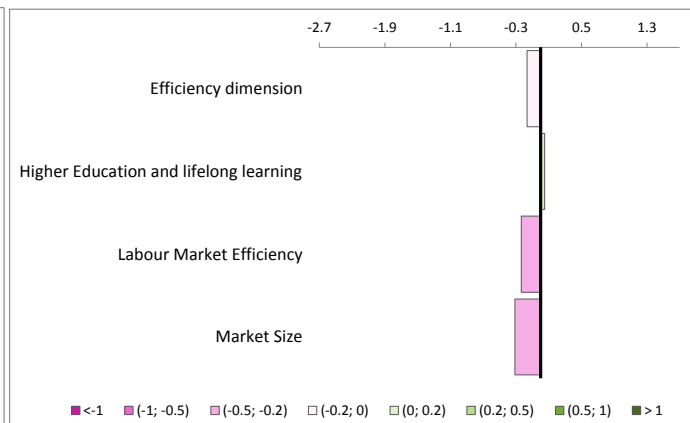
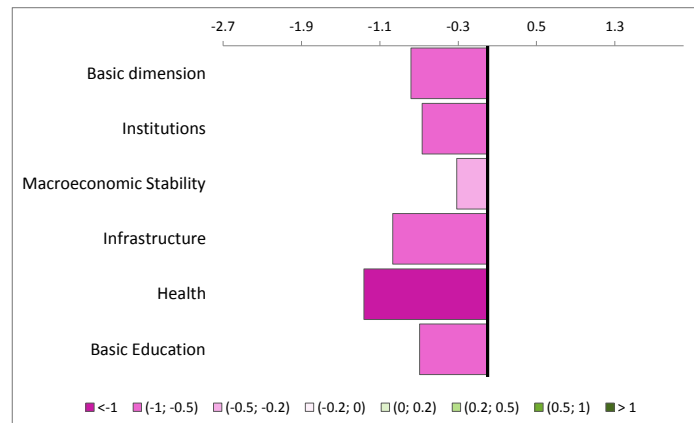
Overperforming with respect to its peers



Similar to peers



Underperforming with respect to its peers



* Equal ranking is assigned if the difference in score is equal or below 0.1 on the 0-100 scale

Note: Macroeconomic Stability and Basic Education at the country level

| RCI 2019 | Score | Score 0-100 | Rank* | GDP per head PPS - EU28=100 | Value | Rank | Stage of development (1 = Lowest; 5 = Highest) | 2 | |
|----------|-------|-------------|---------|-----------------------------|-------|---------|--|---|--|
| | -0.58 | 38.03 | 203/268 | | 65 | 213/268 | | | |

Peer Regions: Latvija; Łódzkie; Southern Scotland; Severozápad; Extremadura; Małopolskie; Közép-Dunántúl; Centro; Ionia Nisia; Ciudad Autónoma de Melilla; West Wales and The Valleys; Vest; Vidurio ir vakarų Lietuvos regionas ; Puglia and Molise

| | score (EU28=0) | peers comparison |
|-------------------------|----------------|------------------|
| Basic dimension | -0.17 | |
| Institutions | -0.11 | |
| Macroeconomic Stability | -1.09 | |
| Infrastructure | -0.22 | |
| Health | 0.19 | |
| Basic Education | 0.35 | |

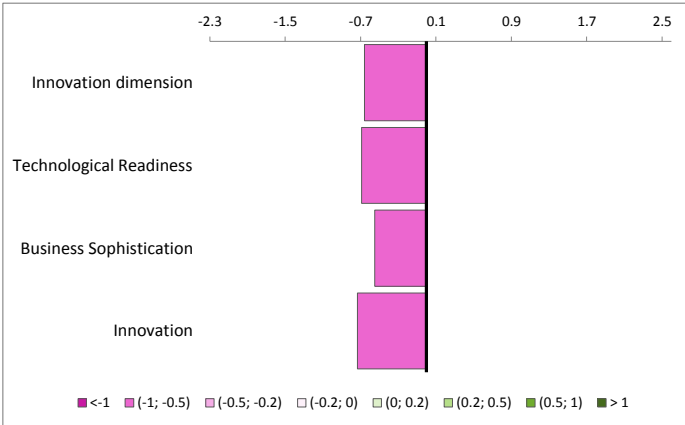
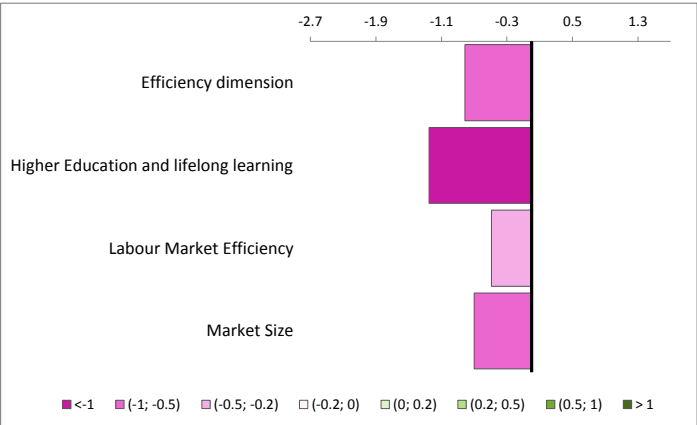
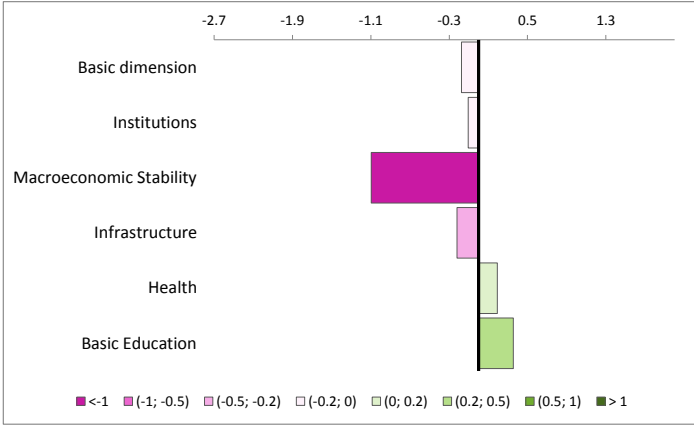
| | score (EU28=0) | peers comparison |
|--|----------------|------------------|
| Efficiency dimension | -0.81 | |
| Higher Education and lifelong learning | -1.25 | |
| Labour Market Efficiency | -0.49 | |
| Market Size | -0.70 | |

| | score (EU28=0) | peers comparison |
|-------------------------|----------------|------------------|
| Innovation dimension | -0.66 | |
| Technological Readiness | -0.69 | |
| Business Sophistication | -0.55 | |
| Innovation | -0.73 | |

Overperforming with respect to its peers

Similar to peers

Underperforming with respect to its peers



* Equal ranking is assigned if the difference in score is equal or below 0.1 on the 0-100 scale

Note: Macroeconomic Stability and Basic Education at the country level

| RCI 2019 | Score | Score 0-100 | Rank* | GDP per head PPS - EU28=100 | Value | Rank | Stage of development (1 = Lowest; 5 = Highest) | 3 |
|----------|-------|-------------|---------|-----------------------------|-------|---------|--|---|
| | -0.78 | 30.81 | 220/268 | | 81 | 161/268 | | |

Peer Regions: Jihovýchod; Galicia; Merseyside; Northern Ireland; Cantabria; East Yorkshire and Northern Lincolnshire; Namur; Basse-Normandie ; Auvergne; Comunidad Valenciana; Dorset and Somerset; Devon; Principado de Asturias; Derbyshire and Nottinghamshire and Mecklenburg-Vorpommern

| | score (EU28=0) | peers comparison |
|-------------------------|----------------|------------------|
| Basic dimension | -0.28 | |
| Institutions | -0.21 | |
| Macroeconomic Stability | -1.09 | |
| Infrastructure | -0.04 | |
| Health | -0.43 | |
| Basic Education | 0.35 | |

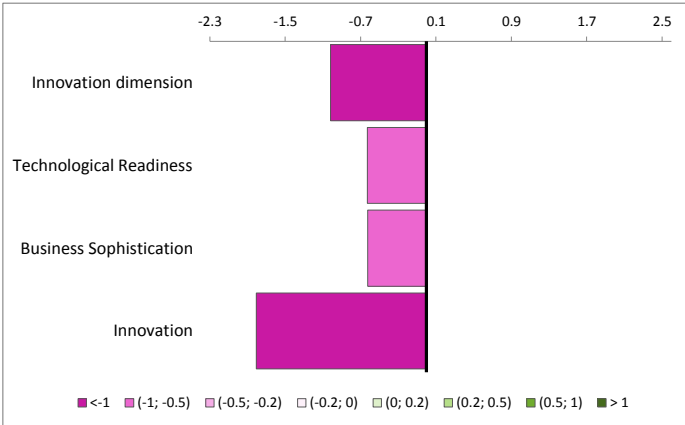
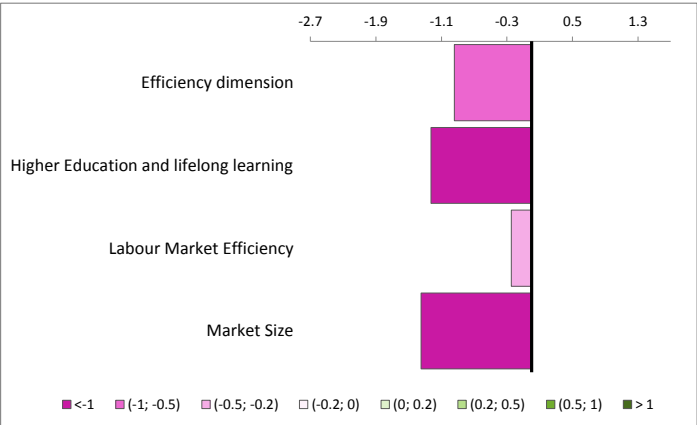
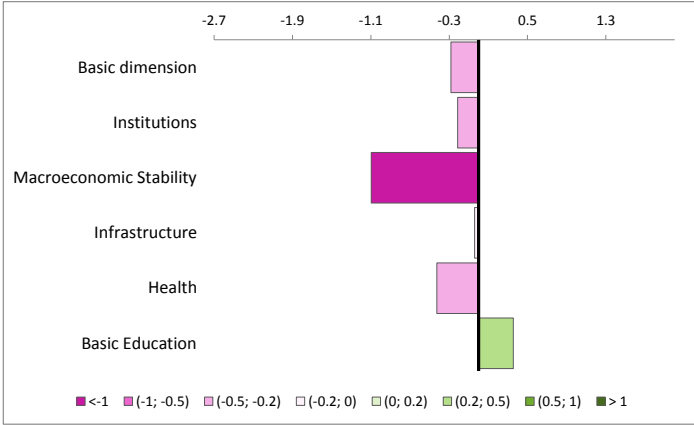
| | score (EU28=0) | peers comparison |
|--|----------------|------------------|
| Efficiency dimension | -0.94 | |
| Higher Education and lifelong learning | -1.23 | |
| Labour Market Efficiency | -0.25 | |
| Market Size | -1.35 | |

| | score (EU28=0) | peers comparison |
|-------------------------|----------------|------------------|
| Innovation dimension | -1.02 | |
| Technological Readiness | -0.63 | |
| Business Sophistication | -0.62 | |
| Innovation | -1.81 | |

Overperforming with respect to its peers

Similar to peers

Underperforming with respect to its peers



* Equal ranking is assigned if the difference in score is equal or below 0.1 on the 0-100 scale

Note: Macroeconomic Stability and Basic Education at the country level

| RCI 2019 | Score | Score 0-100 | Rank* | GDP per head PPS - EU28=100 | Value | Rank | Stage of development (1 = Lowest; 5 = Highest) | 2 |
|----------|-------|-------------|---------|-----------------------------|-------|---------|--|---|
| | -0.53 | 40.15 | 197/268 | | 67 | 212/268 | | |

Peer Regions: Ciudad Autónoma de Melilla; West Wales and The Valleys; Molise; Pomorskie; Andalucía; Norte; Região Autónoma dos Açores; Vzhodna Slovenija; Latvija; Łódzkie; Cornwall and Isles of Scilly; La Réunion; Southern Scotland; Severozápad and Extremadura

| | score (EU28=0) | peers comparison |
|-------------------------|----------------|------------------|
| Basic dimension | -0.27 | |
| Institutions | -0.04 | |
| Macroeconomic Stability | -1.09 | |
| Infrastructure | -0.40 | |
| Health | -0.20 | |
| Basic Education | 0.35 | |

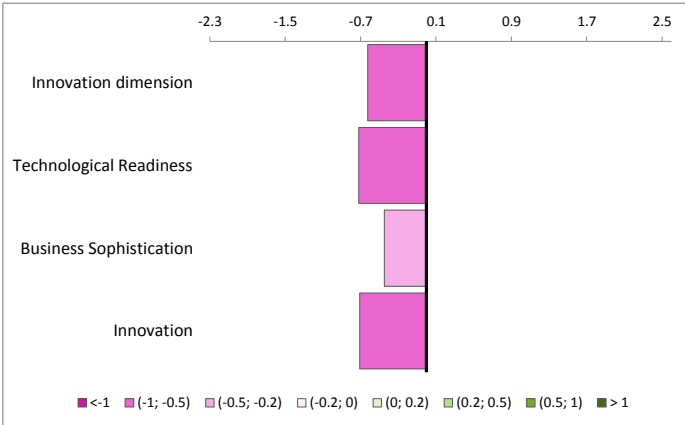
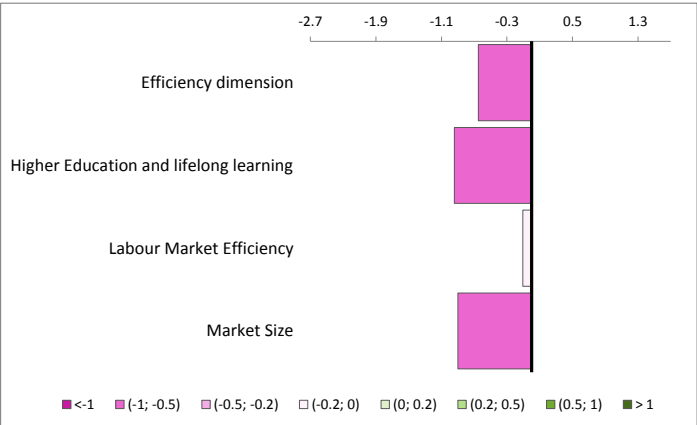
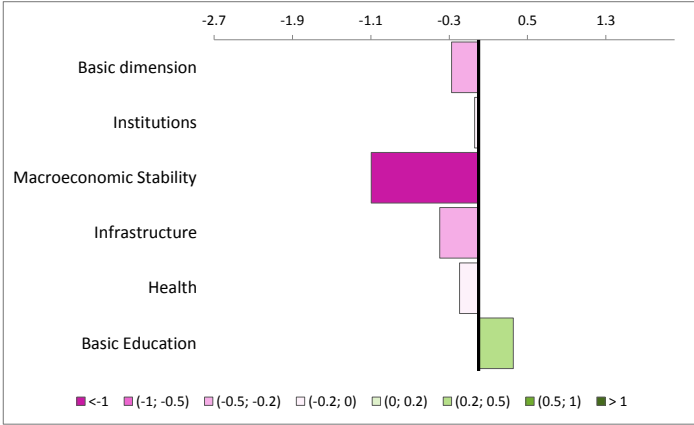
| | score (EU28=0) | peers comparison |
|--|----------------|------------------|
| Efficiency dimension | -0.65 | |
| Higher Education and lifelong learning | -0.94 | |
| Labour Market Efficiency | -0.11 | |
| Market Size | -0.90 | |

| | score (EU28=0) | peers comparison |
|-------------------------|----------------|------------------|
| Innovation dimension | -0.63 | |
| Technological Readiness | -0.72 | |
| Business Sophistication | -0.45 | |
| Innovation | -0.71 | |

Overperforming with respect to its peers

Similar to peers

Underperforming with respect to its peers



* Equal ranking is assigned if the difference in score is equal or below 0.1 on the 0-100 scale

Note: Macroeconomic Stability and Basic Education at the country level

| RCI 2019 | Score | Score 0-100 | Rank* | GDP per head PPS - EU28=100 | Value | Rank | Stage of development (1 = Lowest; 5 = Highest) | 4 |
|----------|-------|-------------|---------|-----------------------------|-------|--------|--|---|
| | 0.09 | 63.06 | 128/268 | | 101 | 97/268 | | |

Peer Regions: Schleswig-Holstein; Piemonte; Zeeland; Leipzig; Aragón; Herefordshire, Worcestershire and Warwickshire; Toscana; Zahodna Slovenija; Közép-Magyarország (Budapest and its commuting zone); Mellersta Norrland; Norra Mellansverige; Rhône-Alpes; Friuli-Venezia Giulia; Münster and Gießen

| | score (EU28=0) | peers comparison |
|-------------------------|----------------|------------------|
| Basic dimension | 0.00 | |
| Institutions | -0.02 | |
| Macroeconomic Stability | -1.09 | |
| Infrastructure | 0.75 | |
| Health | 0.02 | |
| Basic Education | 0.35 | |

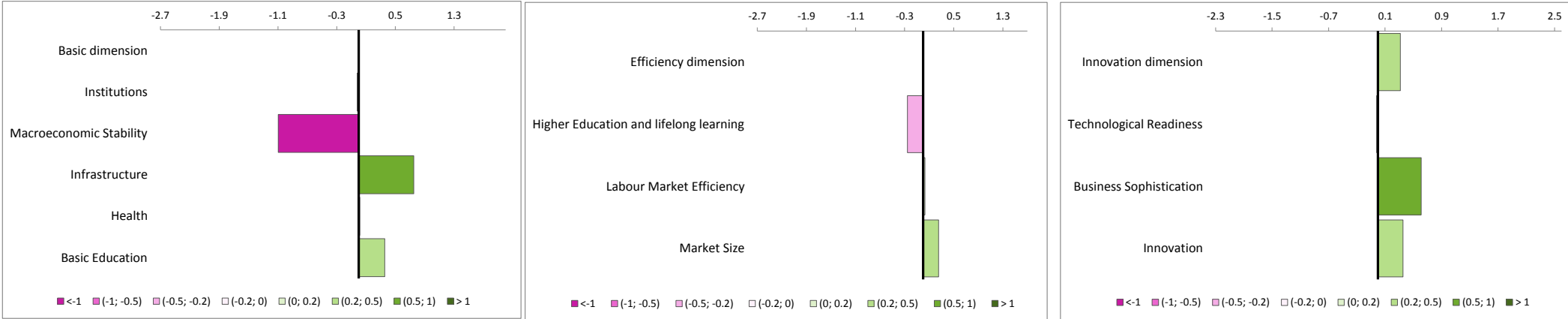
| | score (EU28=0) | peers comparison |
|--|----------------|------------------|
| Efficiency dimension | 0.01 | |
| Higher Education and lifelong learning | -0.26 | |
| Labour Market Efficiency | 0.03 | |
| Market Size | 0.25 | |

| | score (EU28=0) | peers comparison |
|-------------------------|----------------|------------------|
| Innovation dimension | 0.32 | |
| Technological Readiness | -0.02 | |
| Business Sophistication | 0.61 | |
| Innovation | 0.36 | |

Overperforming with respect to its peers

Similar to peers

Underperforming with respect to its peers



* Equal ranking is assigned if the difference in score is equal or below 0.1 on the 0-100 scale

Note: Macroeconomic Stability and Basic Education at the country level

| RCI 2019 | Score | Score 0-100 | Rank* | GDP per head PPS - EU28=100 | Value | Rank | Stage of development (1 = Lowest; 5 = Highest) | 2 | |
|----------|-------|-------------|---------|-----------------------------|-------|---------|--|---|--|
| | -0.79 | 30.28 | 222/268 | | 72 | 198/268 | | | |

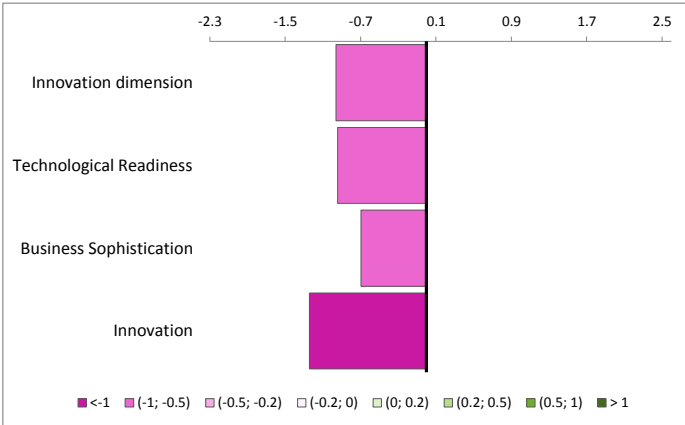
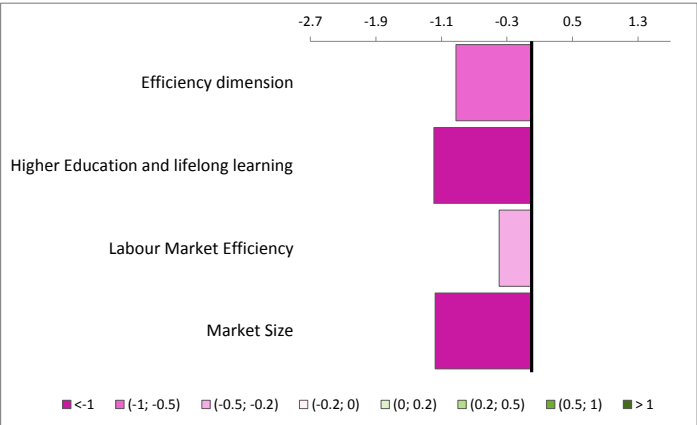
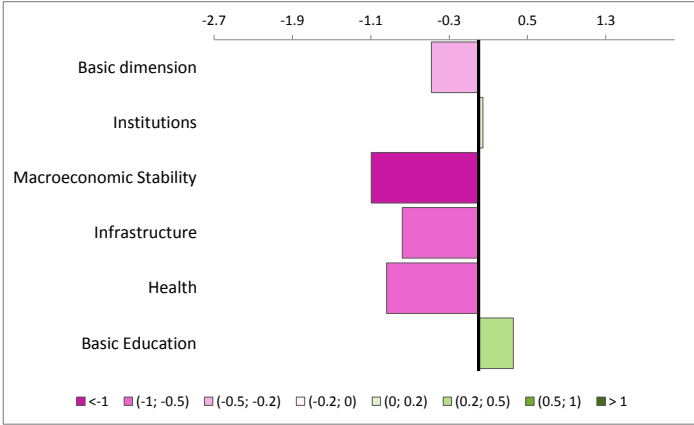
Peer Regions: Střední Morava; Lincolnshire; Śląskie; Castilla-La Mancha; Guadeloupe; Basilicata; Tees Valley and Durham; Nyugat-Dunántúl; Západne Slovensko; Moravskoslezsko; Ciudad Autónoma de Ceuta; Região Autónoma da Madeira; Severovýchod; Sardegna and South Yorkshire

| | score (EU28=0) | peers comparison |
|-------------------------|----------------|------------------|
| Basic dimension | -0.48 | |
| Institutions | 0.05 | |
| Macroeconomic Stability | -1.09 | |
| Infrastructure | -0.78 | |
| Health | -0.94 | |
| Basic Education | 0.35 | |

| | score (EU28=0) | peers comparison |
|--|----------------|------------------|
| Efficiency dimension | -0.92 | |
| Higher Education and lifelong learning | -1.19 | |
| Labour Market Efficiency | -0.40 | |
| Market Size | -1.18 | |

| | score (EU28=0) | peers comparison |
|-------------------------|----------------|------------------|
| Innovation dimension | -0.96 | |
| Technological Readiness | -0.94 | |
| Business Sophistication | -0.70 | |
| Innovation | -1.24 | |

| | |
|--|---|
| | Overperforming with respect to its peers |
| | Similar to peers |
| | Underperforming with respect to its peers |



* Equal ranking is assigned if the difference in score is equal or below 0.1 on the 0-100 scale

Note: Macroeconomic Stability and Basic Education at the country level

| RCI 2019 | Score | Score 0-100 | Rank* | GDP per head PPS - EU28=100 | Value | Rank | Stage of development (1 = Lowest; 5 = Highest) | 2 |
|----------|-------|-------------|---------|-----------------------------|-------|---------|--|---|
| | -1.31 | 11.11 | 252/268 | | 68 | 206/268 | | |

Peer Regions: Vzhodna Slovenija; Cornwall and Isles of Scilly; La Réunion; Andalucía; Pomorskie; Molise; West Wales and The Valleys; Sardegna; Ciudad Autónoma de Melilla; Centro; Západné Slovensko; Castilla-La Mancha; Lincolnshire; Alentejo and Střední Morava

| | score (EU28=0) | peers comparison |
|-------------------------|----------------|------------------|
| Basic dimension | -0.48 | |
| Institutions | -0.07 | |
| Macroeconomic Stability | -1.09 | |
| Infrastructure | -0.88 | |
| Health | -0.69 | |
| Basic Education | 0.35 | |

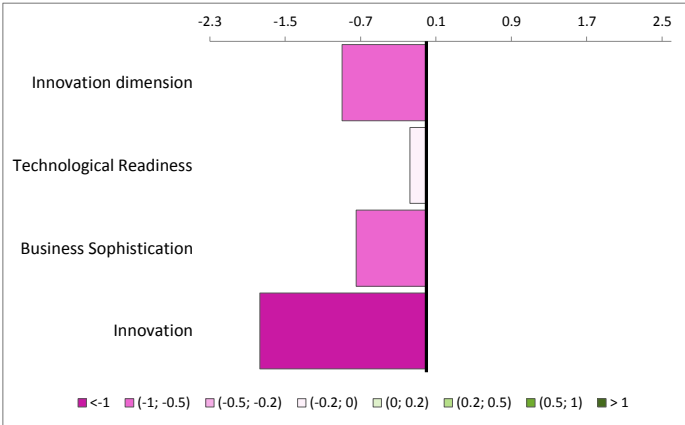
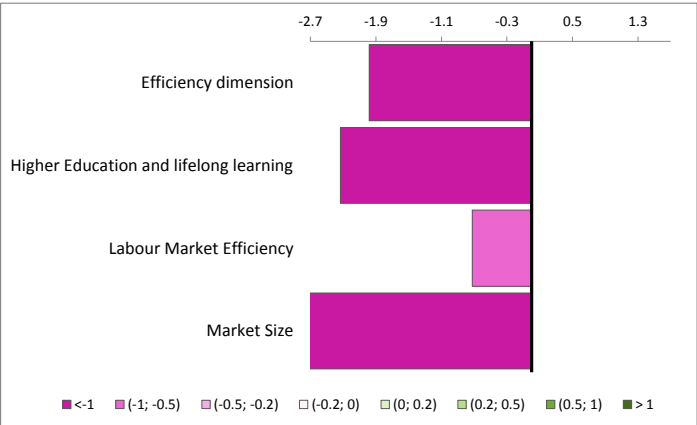
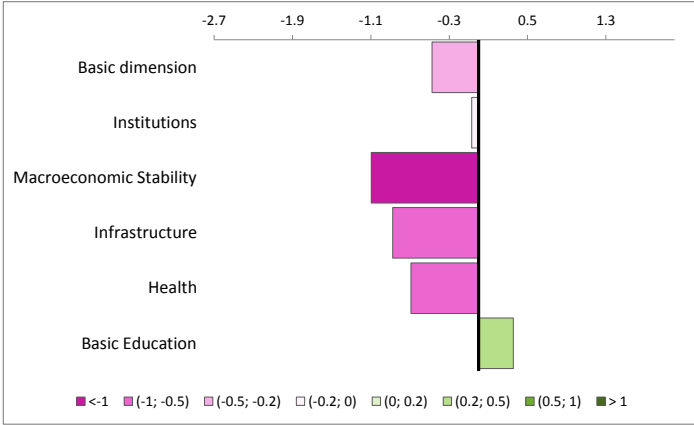
| | score (EU28=0) | peers comparison |
|--|----------------|------------------|
| Efficiency dimension | -1.98 | |
| Higher Education and lifelong learning | -2.33 | |
| Labour Market Efficiency | -0.73 | |
| Market Size | -2.89 | |

| | score (EU28=0) | peers comparison |
|-------------------------|----------------|------------------|
| Innovation dimension | -0.90 | |
| Technological Readiness | -0.18 | |
| Business Sophistication | -0.75 | |
| Innovation | -1.77 | |

Overperforming with respect to its peers

Similar to peers

Underperforming with respect to its peers



* Equal ranking is assigned if the difference in score is equal or below 0.1 on the 0-100 scale

Note: Macroeconomic Stability and Basic Education at the country level

| RCI 2019 | Score | Score 0-100 | Rank* | GDP per head PPS - EU28=100 | Value | Rank | Stage of development (1 = Lowest; 5 = Highest) | 2 | |
|----------|-------|-------------|---------|-----------------------------|-------|---------|--|---|--|
| | -1.00 | 22.55 | 236/268 | | 73 | 189/268 | | | |

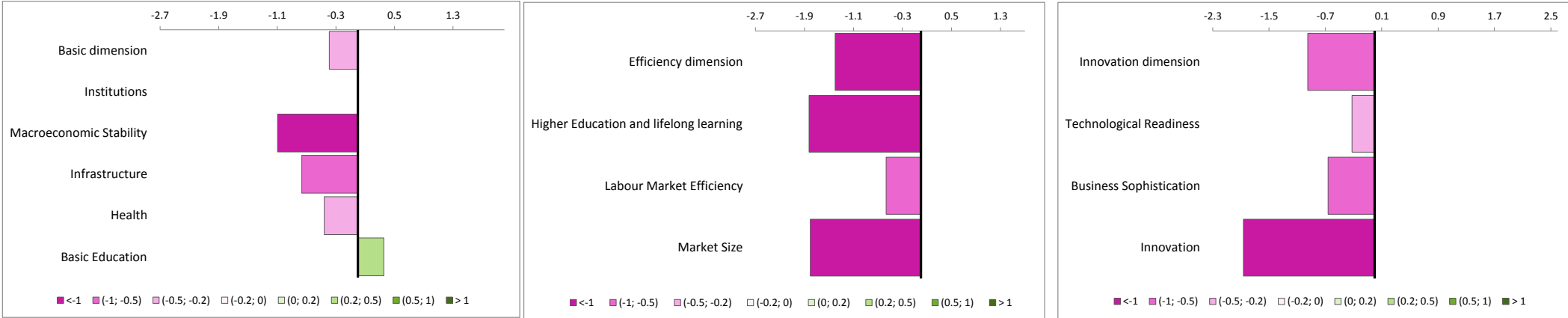
Peer Regions: Ciudad Autónoma de Ceuta; Moravskoslezsko; Severovýchod; Nyugat-Dunántúl; South Yorkshire; Luxembourg; Tees Valley and Durham; Basilicata; Guadeloupe; Śląskie; Střední Morava; Alentejo; Lincolnshire; Castilla-La Mancha and Notio Aigaio

| | score (EU28=0) | peers comparison |
|-------------------------|----------------|------------------|
| Basic dimension | -0.39 | |
| Institutions | 0.01 | |
| Macroeconomic Stability | -1.09 | |
| Infrastructure | -0.77 | |
| Health | -0.46 | |
| Basic Education | 0.35 | |

| | score (EU28=0) | peers comparison |
|--|----------------|------------------|
| Efficiency dimension | -1.40 | |
| Higher Education and lifelong learning | -1.82 | |
| Labour Market Efficiency | -0.57 | |
| Market Size | -1.81 | |

| | score (EU28=0) | peers comparison |
|-------------------------|----------------|------------------|
| Innovation dimension | -0.95 | |
| Technological Readiness | -0.32 | |
| Business Sophistication | -0.66 | |
| Innovation | -1.86 | |

- Overperforming with respect to its peers
- Similar to peers
- Underperforming with respect to its peers



* Equal ranking is assigned if the difference in score is equal or below 0.1 on the 0-100 scale

Note: Macroeconomic Stability and Basic Education at the country level

| RCI 2019 | Score | Score 0-100 | Rank* | GDP per head PPS - EU28=100 | Value | Rank | Stage of development (1 = Lowest; 5 = Highest) | 2 |
|----------|-------|-------------|---------|-----------------------------|-------|---------|--|---|
| | -1.14 | 17.45 | 246/268 | | 53 | 244/268 | | |

Peer Regions: Guyane; Kentriki Makedonia; Thessalia; Východné Slovensko; Voreio Aigaio; Podlaskie; Dytiki Ellada; Centru; Sud-Est; Świętokrzyskie; Warmińsko-mazurskie; Peloponnisos; Podkarpackie; Kujawsko-pomorskie and Ipeiros

| | score (EU28=0) | peers comparison |
|-------------------------|----------------|------------------|
| Basic dimension | -1.55 | |
| Institutions | -1.52 | |
| Macroeconomic Stability | -0.42 | |
| Infrastructure | -1.77 | |
| Health | -1.91 | |
| Basic Education | -2.11 | |

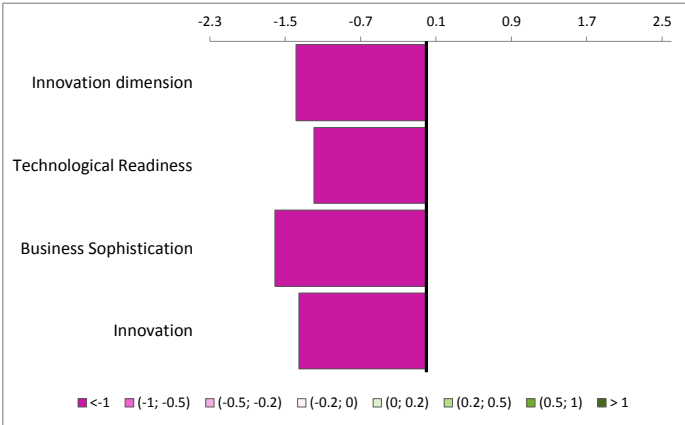
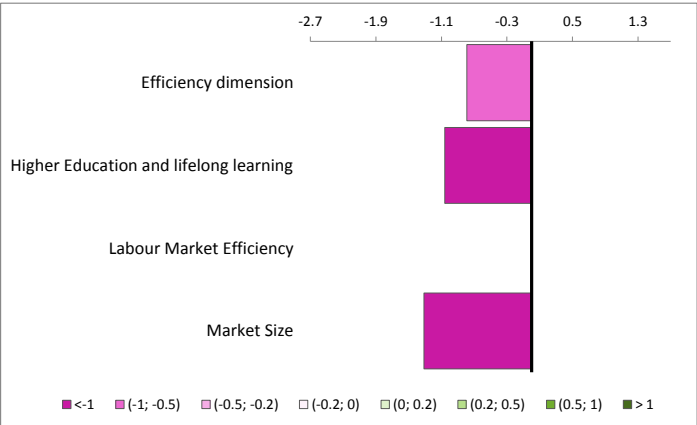
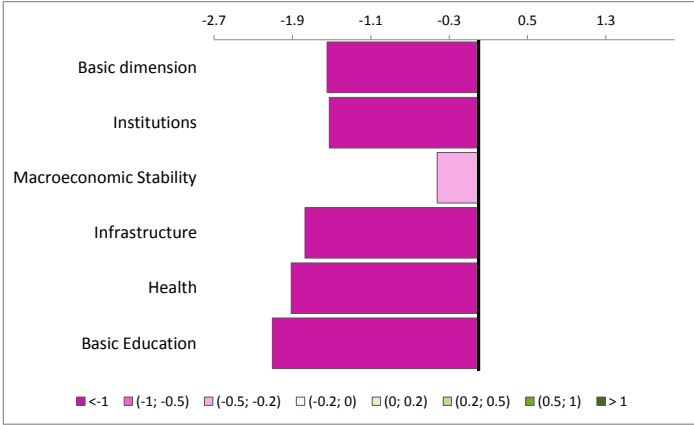
| | score (EU28=0) | peers comparison |
|--|----------------|------------------|
| Efficiency dimension | -0.79 | |
| Higher Education and lifelong learning | -1.06 | |
| Labour Market Efficiency | 0.01 | |
| Market Size | -1.31 | |

| | score (EU28=0) | peers comparison |
|-------------------------|----------------|------------------|
| Innovation dimension | -1.39 | |
| Technological Readiness | -1.19 | |
| Business Sophistication | -1.61 | |
| Innovation | -1.36 | |

Overperforming with respect to its peers

Similar to peers

Underperforming with respect to its peers



* Equal ranking is assigned if the difference in score is equal or below 0.1 on the 0-100 scale

Note: Macroeconomic Stability and Basic Education at the country level

| RCI 2019 | Score | Score 0-100 | Rank* | GDP per head PPS - EU28=100 | Value | Rank | Stage of development (1 = Lowest; 5 = Highest) | 2 |
|----------|-------|-------------|---------|-----------------------------|-------|---------|--|---|
| | -1.25 | 13.18 | 249/268 | | 56 | 240/268 | | |

Peer Regions: Peloponnisos; Kujawsko-pomorskie; Opolskie; Calabria; Kriti; Lubuskie; Východné Slovensko; Jadranska Hrvatska; Zachodniopomorskie; Kentriki Makedonia; Guyane; Nord-Vest; Mazowiecki regionalny; Sicilia and Thessalia

| | score (EU28=0) | peers comparison |
|-------------------------|----------------|------------------|
| Basic dimension | -1.50 | |
| Institutions | -1.32 | |
| Macroeconomic Stability | -0.42 | |
| Infrastructure | -1.80 | |
| Health | -1.87 | |
| Basic Education | -2.11 | |

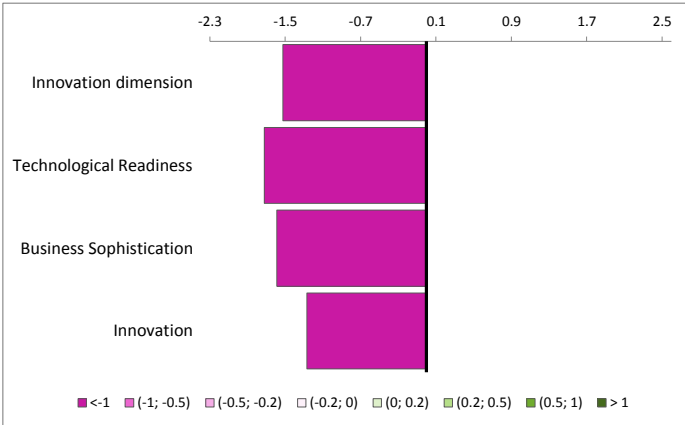
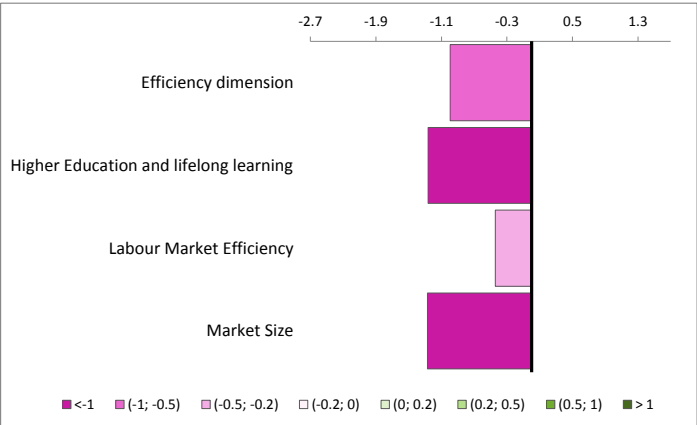
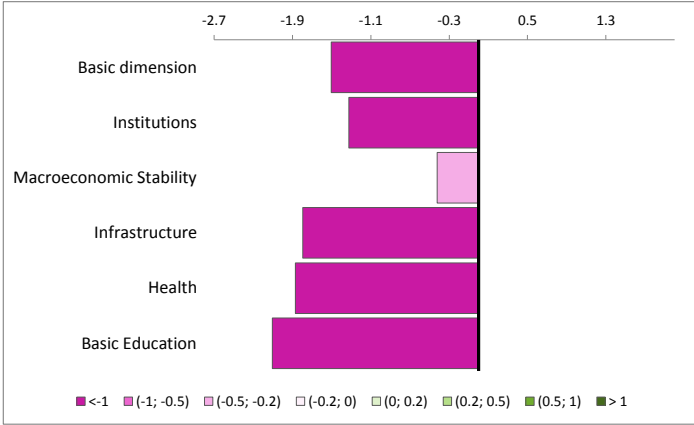
| | score (EU28=0) | peers comparison |
|--|----------------|------------------|
| Efficiency dimension | -0.99 | |
| Higher Education and lifelong learning | -1.26 | |
| Labour Market Efficiency | -0.44 | |
| Market Size | -1.27 | |

| | score (EU28=0) | peers comparison |
|-------------------------|----------------|------------------|
| Innovation dimension | -1.53 | |
| Technological Readiness | -1.72 | |
| Business Sophistication | -1.59 | |
| Innovation | -1.27 | |

Overperforming with respect to its peers

Similar to peers

Underperforming with respect to its peers



* Equal ranking is assigned if the difference in score is equal or below 0.1 on the 0-100 scale

Note: Macroeconomic Stability and Basic Education at the country level

| RCI 2019 | Score | Score 0-100 | Rank* | GDP per head PPS - EU28=100 | Value | Rank | Stage of development (1 = Lowest; 5 = Highest) | 1 |
|----------|-------|-------------|---------|-----------------------------|-------|---------|--|---|
| | -1.36 | 9.05 | 257/268 | | 36 | 264/268 | | |

Peer Regions: Yuzhen tsentralen; Severoiztochen; Mayotte; Severen tsentralen; Yugoiztochen; Sud-Vest Oltenia; Észak-Alföld; Severozapaden; Dél-Dunántúl; Észak-Magyarország; Sud - Muntenia; Anatoliki Makedonia, Thraki; Lubelskie; Dél-Alföld and Ipeiros

| | score (EU28=0) | peers comparison |
|-------------------------|----------------|------------------|
| Basic dimension | -1.52 | |
| Institutions | -1.39 | |
| Macroeconomic Stability | -0.42 | |
| Infrastructure | -1.68 | |
| Health | -1.98 | |
| Basic Education | -2.11 | |

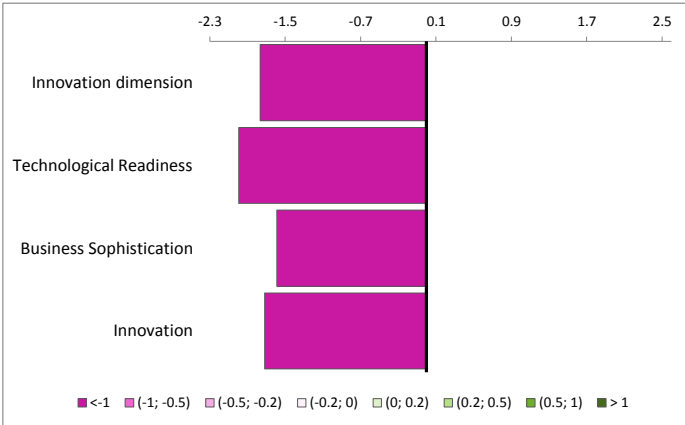
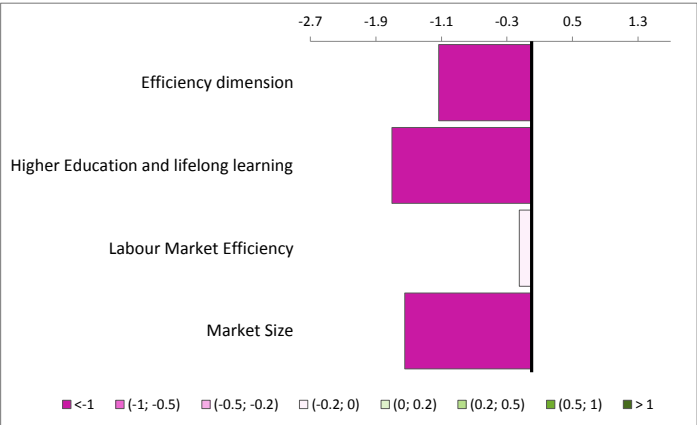
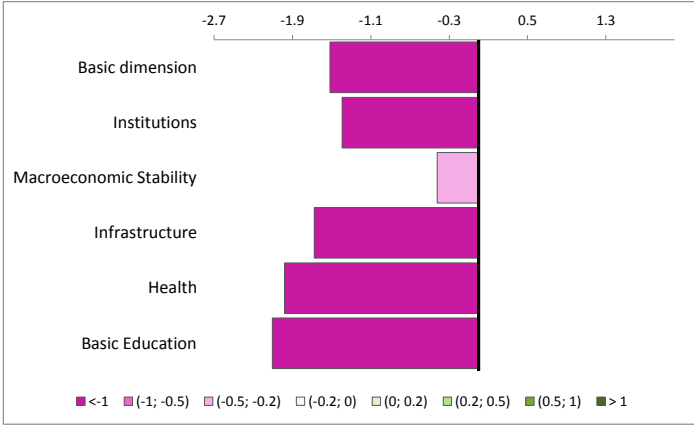
| | score (EU28=0) | peers comparison |
|--|----------------|------------------|
| Efficiency dimension | -1.13 | |
| Higher Education and lifelong learning | -1.70 | |
| Labour Market Efficiency | -0.15 | |
| Market Size | -1.55 | |

| | score (EU28=0) | peers comparison |
|-------------------------|----------------|------------------|
| Innovation dimension | -1.77 | |
| Technological Readiness | -1.99 | |
| Business Sophistication | -1.59 | |
| Innovation | -1.72 | |

Overperforming with respect to its peers

Similar to peers

Underperforming with respect to its peers



* Equal ranking is assigned if the difference in score is equal or below 0.1 on the 0-100 scale

Note: Macroeconomic Stability and Basic Education at the country level

| RCI 2019 | Score | Score 0-100 | Rank* | GDP per head PPS - EU28=100 | Value | Rank | Stage of development (1 = Lowest; 5 = Highest) | 1 |
|----------|-------|-------------|---------|-----------------------------|-------|---------|--|---|
| | -1.46 | 5.35 | 267/268 | | 50 | 249/268 | | |

Peer Regions: Świętokrzyskie; Warmińsko-mazurskie; Dytiki Ellada; Podlaskie; Podkarpackie; Ipeiros; Voreio Aigaio; Dél-Alföld; Lubelskie; Thessalia; Anatoliki Makedonia, Thraki; Sud - Muntenia; Nord-Vest; Guyane and Kentriki Makedonia

| | score (EU28=0) | peers comparison |
|-------------------------|----------------|------------------|
| Basic dimension | -1.57 | |
| Institutions | -1.58 | |
| Macroeconomic Stability | -0.42 | |
| Infrastructure | -1.53 | |
| Health | -2.19 | |
| Basic Education | -2.11 | |

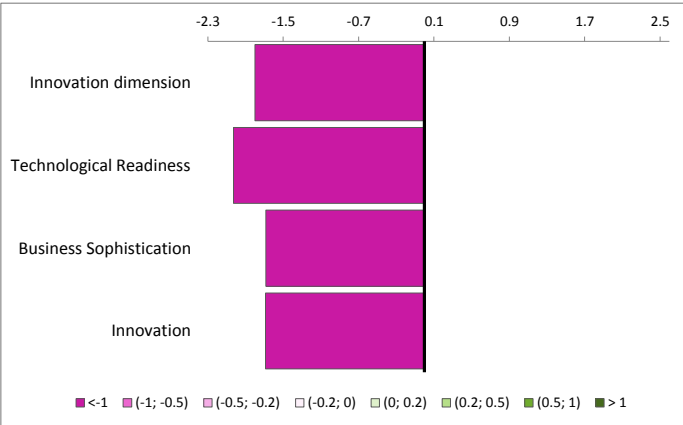
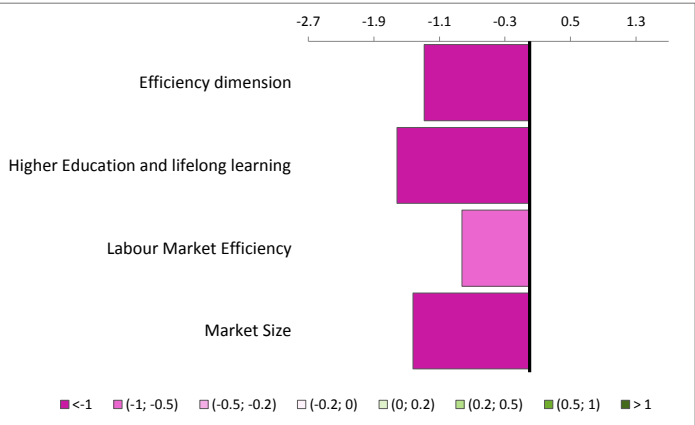
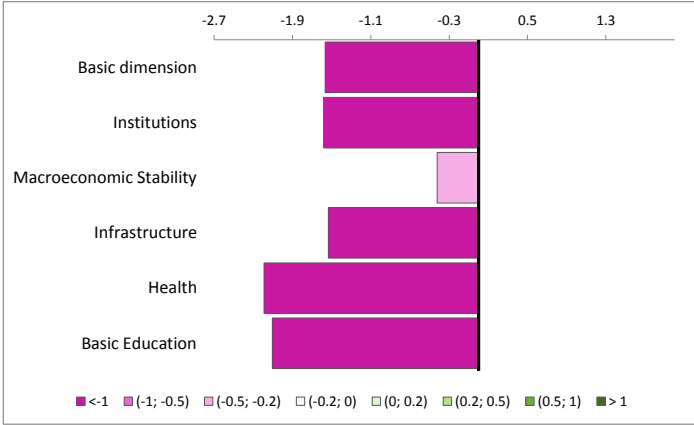
| | score (EU28=0) | peers comparison |
|--|----------------|------------------|
| Efficiency dimension | -1.29 | |
| Higher Education and lifelong learning | -1.62 | |
| Labour Market Efficiency | -0.83 | |
| Market Size | -1.42 | |

| | score (EU28=0) | peers comparison |
|-------------------------|----------------|------------------|
| Innovation dimension | -1.80 | |
| Technological Readiness | -2.03 | |
| Business Sophistication | -1.68 | |
| Innovation | -1.69 | |

Overperforming with respect to its peers

Similar to peers

Underperforming with respect to its peers



* Equal ranking is assigned if the difference in score is equal or below 0.1 on the 0-100 scale

Note: Macroeconomic Stability and Basic Education at the country level

| RCI 2019 | Score | Score 0-100 | Rank* | GDP per head PPS - EU28=100 | Value | Rank | Stage of development (1 = Lowest; 5 = Highest) | 1 |
|----------|-------|-------------|---------|-----------------------------|-------|---------|--|---|
| | -1.19 | 15.62 | 247/268 | | 47 | 257/268 | | |

Peer Regions: Anatoliki Makedonia, Thraki; Lubelskie; Dél-Alföld; Ipeiros; Podkarpackie; Észak-Magyarország; Warmińsko-mazurskie; Świętokrzyskie; Sud-Est; Dél-Dunántúl; Dytiki Ellada; Podlaskie; Észak-Alföld; Voreio Aigaio and Sud-Vest Oltenia

| | score (EU28=0) | peers comparison |
|-------------------------|----------------|------------------|
| Basic dimension | -1.34 | |
| Institutions | -1.17 | |
| Macroeconomic Stability | -0.42 | |
| Infrastructure | -1.19 | |
| Health | -1.79 | |
| Basic Education | -2.11 | |

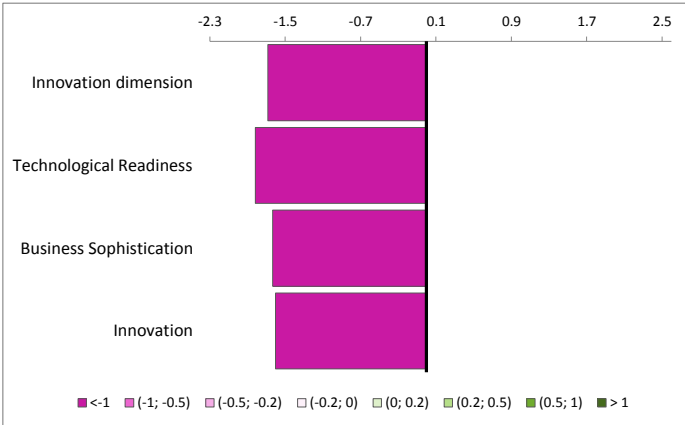
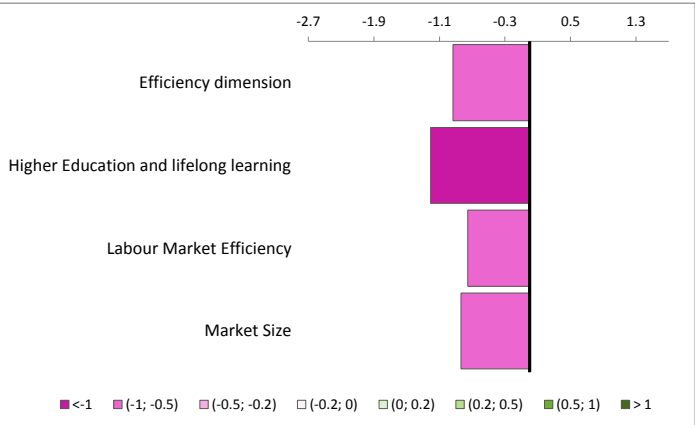
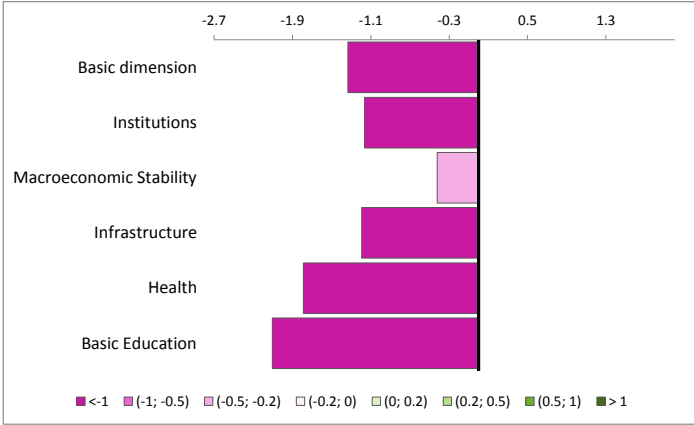
| | score (EU28=0) | peers comparison |
|--|----------------|------------------|
| Efficiency dimension | -0.93 | |
| Higher Education and lifelong learning | -1.21 | |
| Labour Market Efficiency | -0.75 | |
| Market Size | -0.84 | |

| | score (EU28=0) | peers comparison |
|-------------------------|----------------|------------------|
| Innovation dimension | -1.68 | |
| Technological Readiness | -1.82 | |
| Business Sophistication | -1.63 | |
| Innovation | -1.60 | |

Overperforming with respect to its peers

Similar to peers

Underperforming with respect to its peers



* Equal ranking is assigned if the difference in score is equal or below 0.1 on the 0-100 scale

Note: Macroeconomic Stability and Basic Education at the country level

| RCI 2019 | Score | Score 0-100 | Rank* | GDP per head PPS - EU28=100 | Value | Rank | Stage of development (1 = Lowest; 5 = Highest) | 5 |
|----------|-------|-------------|---------|--------------------------------|-------|--------|---|---|
| | -0.10 | 55.92 | 151/268 | | 139 | 25/268 | | |

Peer Regions: Antwerpen; Vorarlberg; Tirol; Karlsruhe; Mittelfranken; Tübingen; Helsinki-Uusimaa; Braunschweig; Köln; Prov. Autonoma di Bolzano/Bozen; Praha and its commuting zone ; Oberösterreich; Wien and its commuting zone; Åland and Düsseldorf

| | score (EU28=0) | peers comparison |
|-------------------------|-------------------|------------------|
| Basic dimension | -1.07 | |
| Institutions | -1.39 | |
| Macroeconomic Stability | -0.42 | |
| Infrastructure | -0.60 | |
| Health | -0.83 | |
| Basic Education | -2.11 | |

| | score (EU28=0) | peers comparison |
|--|-------------------|------------------|
| Efficiency dimension | 0.43 | |
| Higher Education and lifelong learning | 0.04 | |
| Labour Market Efficiency | 0.42 | |
| Market Size | 0.84 | |

| | score (EU28=0) | peers comparison |
|-----------------------------|-------------------|------------------|
| Innovation dimension | -0.35 | |
| Technological Readiness | -0.69 | |
| Business Sophistication | -0.54 | |
| Innovation | 0.18 | |



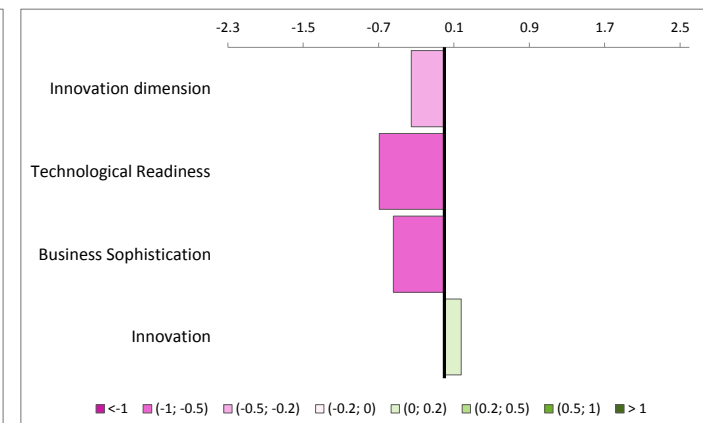
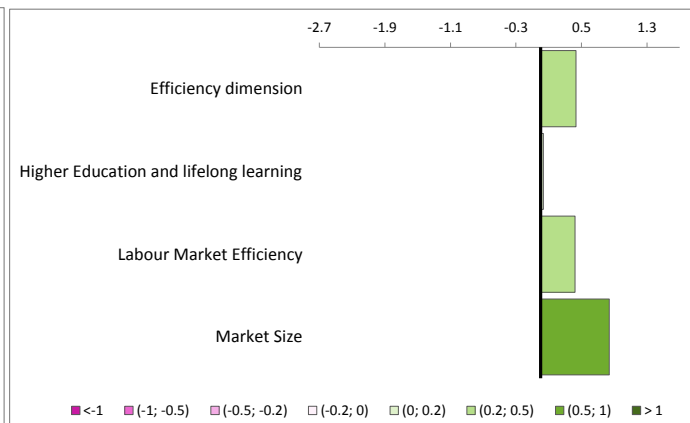
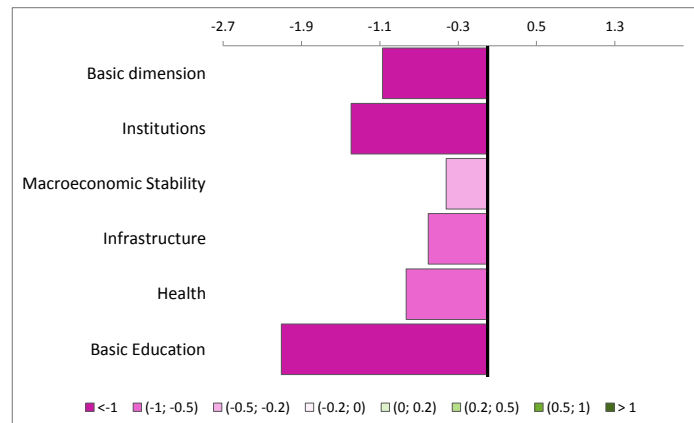
Overperforming with respect to its peers



Similar to peers



Underperforming with respect to its peers



* Equal ranking is assigned if the difference in score is equal or below 0.1 on the 0-100 scale

Note: Macroeconomic Stability and Basic Education at the country level

| RCI 2019 | Score | Score 0-100 | Rank* | GDP per head PPS - EU28=100 | Value | Rank | Stage of development (1 = Lowest; 5 = Highest) | 1 |
|----------|-------|-------------|---------|--------------------------------|-------|---------|---|---|
| | -1.32 | 10.57 | 254/268 | | 42 | 261/268 | | |

Peer Regions: Észak-Alföld; Yugoiztochen; Dél-Dunántúl; Észak-Magyarország; Severoiztochen; Sud - Muntenia; Anatoliki Makedonia, Thraki; Lubelskie; Dél-Alföld; Ipeiros; Nord-Est; Podkarpackie; Warmińsko-mazurskie; Świętokrzyskie and Sud-Est

| | score (EU28=0) | peers comparison |
|-------------------------|-------------------|------------------|
| Basic dimension | -1.51 | |
| Institutions | -1.41 | |
| Macroeconomic Stability | -0.42 | |
| Infrastructure | -1.80 | |
| Health | -1.82 | |
| Basic Education | -2.11 | |

| | score (EU28=0) | peers comparison |
|--|-------------------|------------------|
| Efficiency dimension | -1.10 | |
| Higher Education and lifelong learning | -1.01 | |
| Labour Market Efficiency | -0.81 | |
| Market Size | -1.49 | |

| | score (EU28=0) | peers comparison |
|-----------------------------|-------------------|------------------|
| Innovation dimension | -1.61 | |
| Technological Readiness | -1.59 | |
| Business Sophistication | -1.83 | |
| Innovation | -1.41 | |



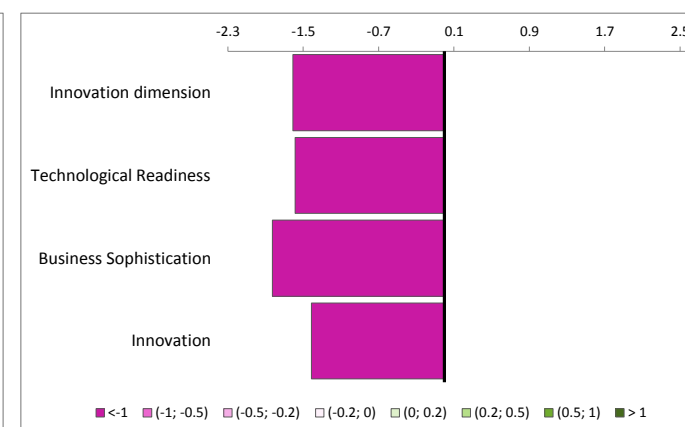
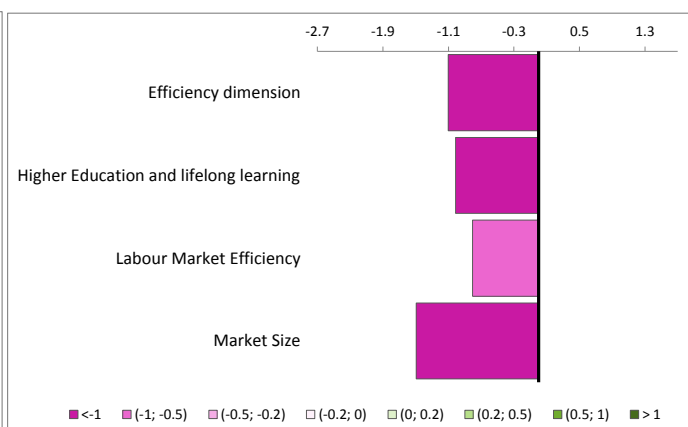
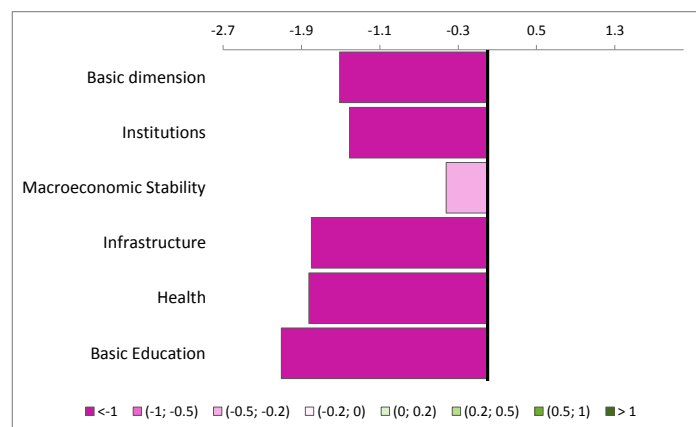
Overperforming with respect to its peers



Similar to peers



Underperforming with respect to its peers



* Equal ranking is assigned if the difference in score is equal or below 0.1 on the 0-100 scale

Note: Macroeconomic Stability and Basic Education at the country level

| RCI 2019 | Score | Score 0-100 | Rank* | GDP per head PPS - EU28=100 | Value | Rank | Stage of development (1 = Lowest; 5 = Highest) | 2 | |
|----------|-------|-------------|---------|-----------------------------|-------|---------|--|---|--|
| | -1.04 | 20.90 | 238/268 | | 62 | 222/268 | | | |

Peer Regions: Vidurio ir vakarų Lietuvos regionas ; Puglia; Ionia Nisia; Közép-Dunántúl; Małopolskie; Dytiki Makedonia; Extremadura; Severozápad; Campania; Kontinentalna Hrvatska; Southern Scotland; Sterea Ellada; Stredné Slovensko; Łódzkie and Latvija

| | score (EU28=0) | peers comparison |
|-------------------------|----------------|------------------|
| Basic dimension | -1.48 | |
| Institutions | -1.28 | |
| Macroeconomic Stability | -0.42 | |
| Infrastructure | -1.67 | |
| Health | -1.93 | |
| Basic Education | -2.11 | |

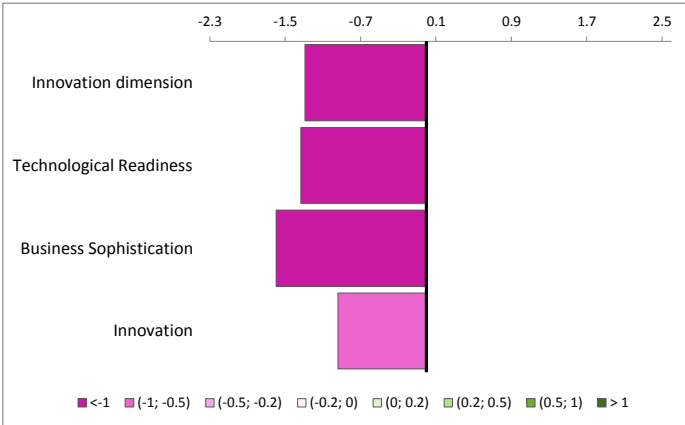
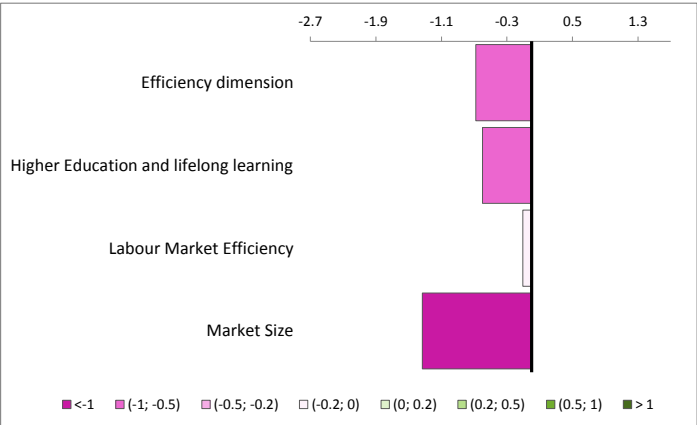
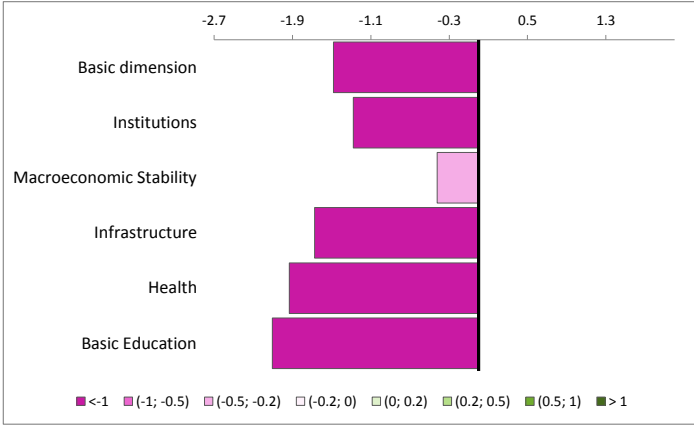
| | score (EU28=0) | peers comparison |
|--|----------------|------------------|
| Efficiency dimension | -0.68 | |
| Higher Education and lifelong learning | -0.60 | |
| Labour Market Efficiency | -0.11 | |
| Market Size | -1.33 | |

| | score (EU28=0) | peers comparison |
|-------------------------|----------------|------------------|
| Innovation dimension | -1.29 | |
| Technological Readiness | -1.33 | |
| Business Sophistication | -1.60 | |
| Innovation | -0.94 | |

Overperforming with respect to its peers

Similar to peers

Underperforming with respect to its peers













* Equal ranking is assigned if the difference in score is equal or below 0.1 on the 0-100 scale





Note: Macroeconomic Stability and Basic Education at the country level

| RCI 2019 | Score | Score 0-100 | Rank* | GDP per head PPS - EU28=100 | Value | Rank | Stage of development (1 = Lowest; 5 = Highest) | 5 |
|----------|-------|-------------|-------|--------------------------------|-------|-------|---|---|
| | 1.08 | 100.00 | 1/268 | | 172 | 8/268 | | |

Peer Regions: Île de France; Oberbayern; Hovedstaden; London and its commuting zone; Stuttgart; Bratislavský kraj; Bruxelles and its commuting zone; Eastern and Midland; Amsterdam and its commuting zone; Darmstadt; Utrecht; Bremen; Salzburg; North Eastern Scotland and Warszawski stołeczny

| | score (EU28=0) | peers comparison |
|-------------------------|-------------------|---|
| Basic dimension | 1.17 |  |
| Institutions | 1.14 |  |
| Macroeconomic Stability | 1.04 |  |
| Infrastructure | 0.80 |  |
| Health | 1.09 |  |
| Basic Education | 1.77 |  |

| | score (EU28=0) | peers comparison |
|--|-------------------|---|
| Efficiency dimension | 0.97 |  |
| Higher Education and lifelong learning | 1.59 |  |
| Labour Market Efficiency | 0.88 |  |
| Market Size | 0.43 |  |

| | score (EU28=0) | peers comparison |
|-----------------------------|-------------------|---|
| Innovation dimension | 1.21 |  |
| Technological Readiness | 0.99 |  |
| Business Sophistication | 0.78 |  |
| Innovation | 1.85 |  |



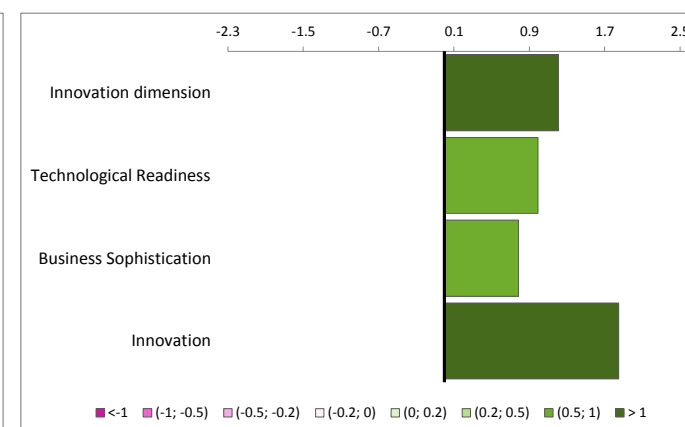
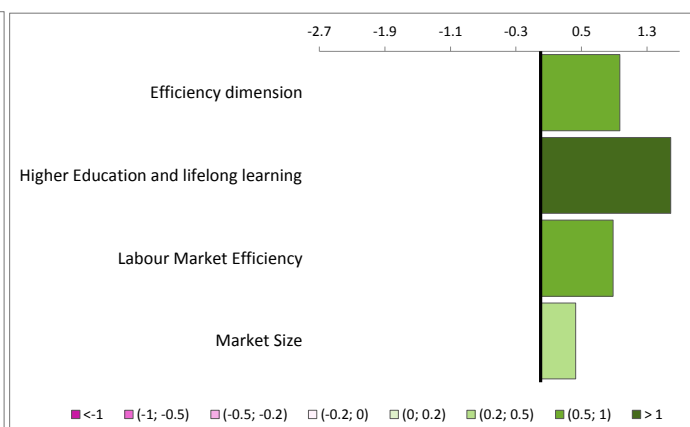
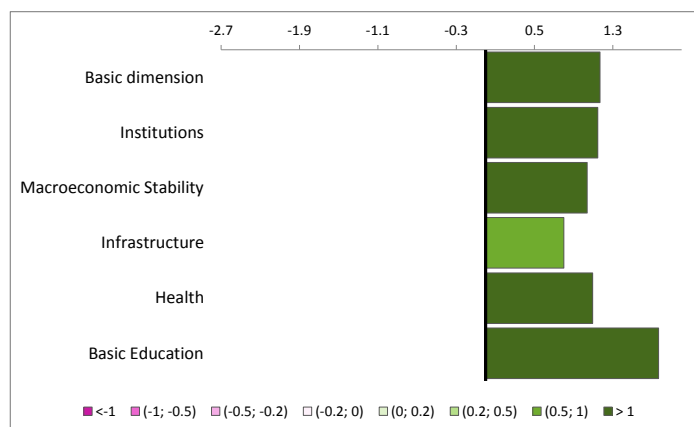
Overperforming with respect to its peers



Similar to peers



Underperforming with respect to its peers



* Equal ranking is assigned if the difference in score is equal or below 0.1 on the 0-100 scale

Note: Macroeconomic Stability and Basic Education at the country level

| RCI 2019 | Score | Score 0-100 | Rank* | GDP per head PPS - EU28=100 | Value | Rank | Stage of development (1 = Lowest; 5 = Highest) | 4 |
|----------|-------|-------------|--------|-----------------------------|-------|--------|--|---|
| | 0.59 | 81.62 | 32/268 | | 106 | 84/268 | | |

Peer Regions: Berlin and its commuting zone; Overijssel; Sydsverige; Småland med öarna; Hampshire and Isle of Wight; Liguria; Koblenz; Gießen; Münster; Friuli-Venezia Giulia; Rhône-Alpes; Nordjylland; Gelderland; Mellersta Norrland and Kärnten

| | score (EU28=0) | peers comparison |
|-------------------------|----------------|------------------|
| Basic dimension | 0.93 | |
| Institutions | 1.14 | |
| Macroeconomic Stability | 1.04 | |
| Infrastructure | -0.13 | |
| Health | 0.81 | |
| Basic Education | 1.77 | |

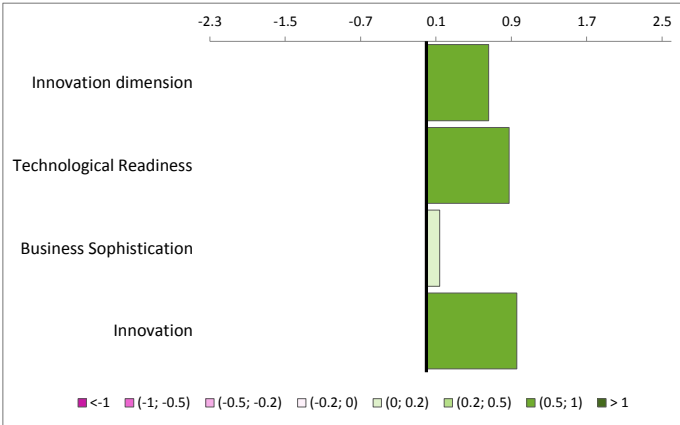
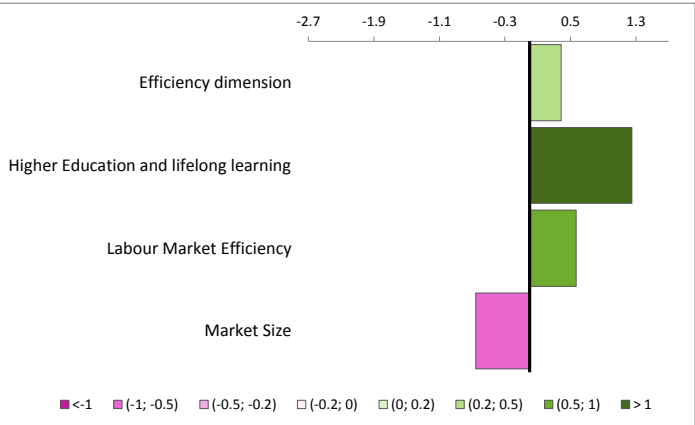
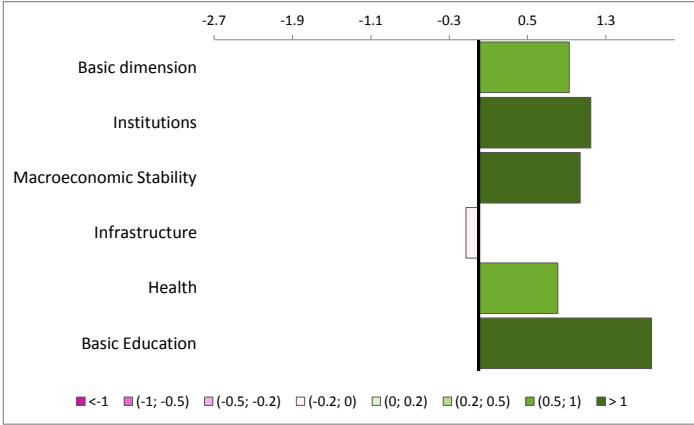
| | score (EU28=0) | peers comparison |
|--|----------------|------------------|
| Efficiency dimension | 0.39 | |
| Higher Education and lifelong learning | 1.25 | |
| Labour Market Efficiency | 0.57 | |
| Market Size | -0.66 | |

| | score (EU28=0) | peers comparison |
|-------------------------|----------------|------------------|
| Innovation dimension | 0.66 | |
| Technological Readiness | 0.88 | |
| Business Sophistication | 0.14 | |
| Innovation | 0.96 | |

Overperforming with respect to its peers

Similar to peers

Underperforming with respect to its peers



* Equal ranking is assigned if the difference in score is equal or below 0.1 on the 0-100 scale

Note: Macroeconomic Stability and Basic Education at the country level

| RCI 2019 | Score | Score 0-100 | Rank* | GDP per head PPS - EU28=100 | Value | Rank | Stage of development (1 = Lowest; 5 = Highest) | 4 |
|----------|-------|-------------|---------|-----------------------------|-------|--------|--|---|
| | 0.21 | 67.71 | 110/268 | | 105 | 86/268 | | |

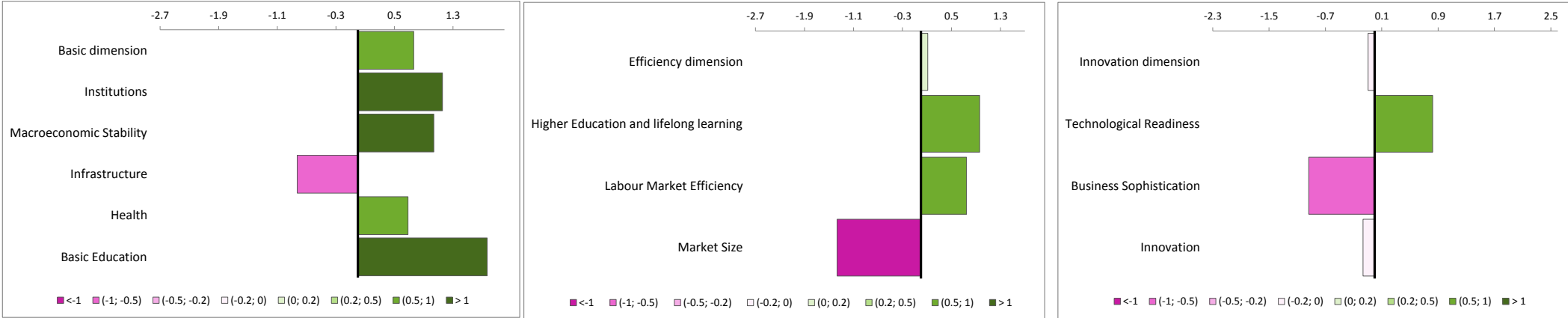
Peer Regions: Sydsverige; Östra Mellansverige; Berlin and its commuting zone; Overijssel; Gießen; Münster; Friuli-Venezia Giulia; Rhône-Alpes; Hampshire and Isle of Wight; Liguria; Koblenz; Mellersta Norrland; Közép-Magyarország (Budapest and its commuting zone); Toscana and Nordjylland

| | score (EU28=0) | peers comparison |
|-------------------------|----------------|------------------|
| Basic dimension | 0.76 | |
| Institutions | 1.16 | |
| Macroeconomic Stability | 1.04 | |
| Infrastructure | -0.83 | |
| Health | 0.69 | |
| Basic Education | 1.77 | |

| | score (EU28=0) | peers comparison |
|--|----------------|------------------|
| Efficiency dimension | 0.11 | |
| Higher Education and lifelong learning | 0.96 | |
| Labour Market Efficiency | 0.74 | |
| Market Size | -1.37 | |

| | score (EU28=0) | peers comparison |
|-------------------------|----------------|------------------|
| Innovation dimension | -0.09 | |
| Technological Readiness | 0.82 | |
| Business Sophistication | -0.94 | |
| Innovation | -0.17 | |

- Overperforming with respect to its peers
- Similar to peers
- Underperforming with respect to its peers



* Equal ranking is assigned if the difference in score is equal or below 0.1 on the 0-100 scale

Note: Macroeconomic Stability and Basic Education at the country level

| RCI 2019 | Score | Score 0-100 | Rank* | GDP per head PPS - EU28=100 | Value | Rank | Stage of development (1 = Lowest; 5 = Highest) | 4 |
|----------|-------|-------------|--------|-----------------------------|-------|--------|--|---|
| | 0.67 | 84.81 | 24/268 | | 105 | 85/268 | | |

Peer Regions: Småland med öarna; Östra Mellansverige; Berlin and its commuting zone; Overijssel; Gießen; Münster; Friuli-Venezia Giulia; Rhône-Alpes; Hampshire and Isle of Wight; Liguria; Koblenz; Mellersta Norrland; Nordjylland; Közép-Magyarország (Budapest and its commuting zone) and Gelderland

| | score (EU28=0) | peers comparison |
|-------------------------|----------------|------------------|
| Basic dimension | 1.02 | |
| Institutions | 1.16 | |
| Macroeconomic Stability | 1.04 | |
| Infrastructure | 0.37 | |
| Health | 0.79 | |
| Basic Education | 1.77 | |

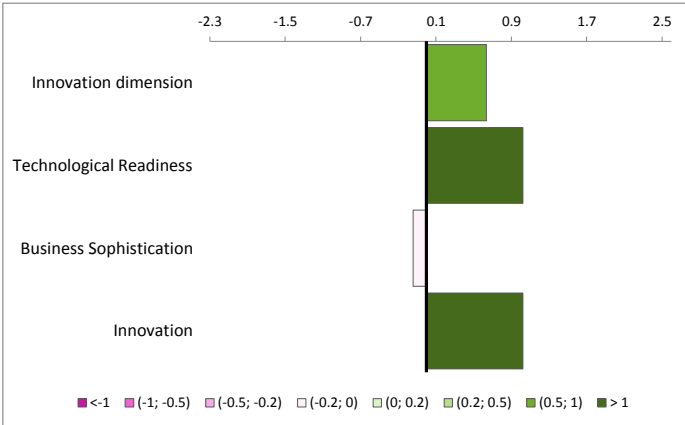
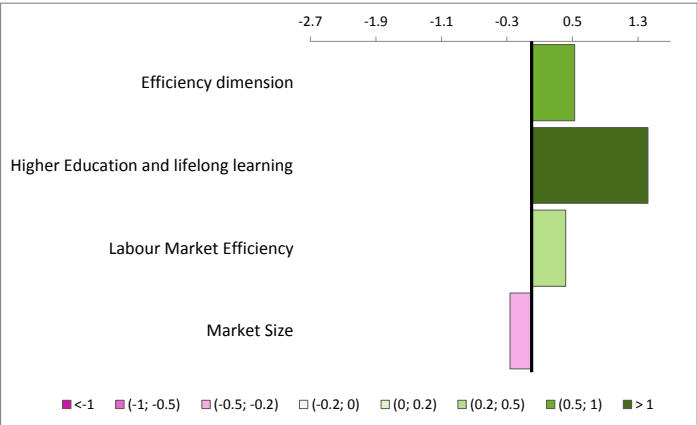
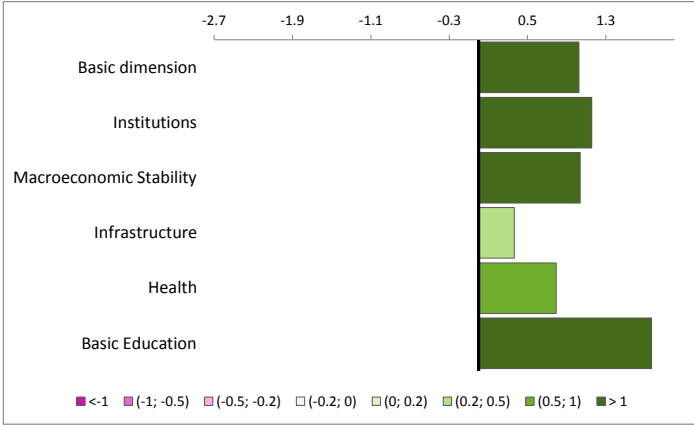
| | score (EU28=0) | peers comparison |
|--|----------------|------------------|
| Efficiency dimension | 0.53 | |
| Higher Education and lifelong learning | 1.42 | |
| Labour Market Efficiency | 0.42 | |
| Market Size | -0.26 | |

| | score (EU28=0) | peers comparison |
|-------------------------|----------------|------------------|
| Innovation dimension | 0.64 | |
| Technological Readiness | 1.02 | |
| Business Sophistication | -0.14 | |
| Innovation | 1.02 | |

Overperforming with respect to its peers

Similar to peers

Underperforming with respect to its peers



* Equal ranking is assigned if the difference in score is equal or below 0.1 on the 0-100 scale

Note: Macroeconomic Stability and Basic Education at the country level

| RCI 2019 | Score | Score 0-100 | Rank* | GDP per head PPS - EU28=100 | Value | Rank | Stage of development (1 = Lowest; 5 = Highest) | 5 |
|----------|-------|-------------|--------|-----------------------------|-------|--------|--|---|
| | 0.58 | 81.40 | 35/268 | | 120 | 48/268 | | |

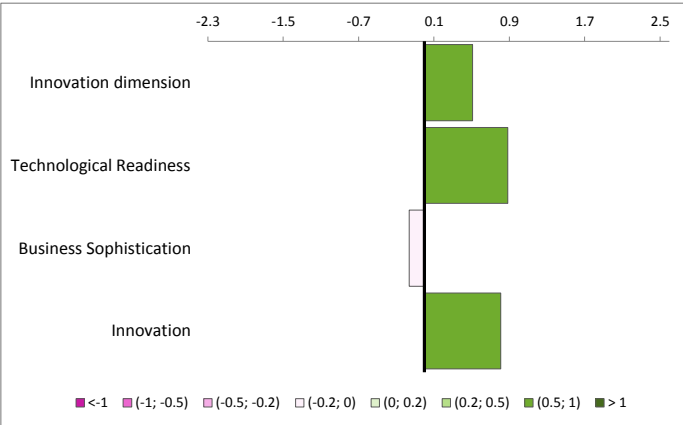
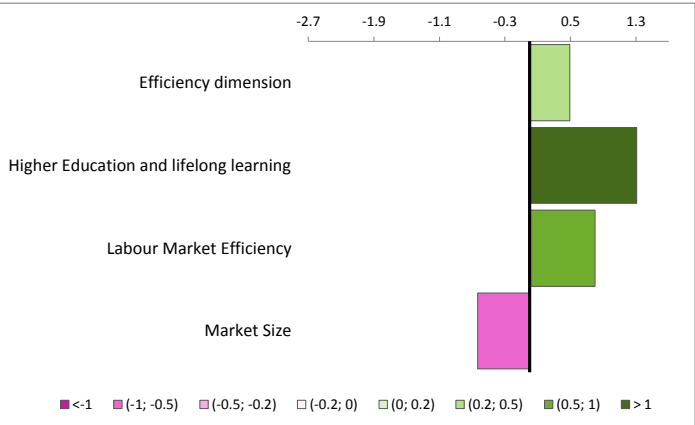
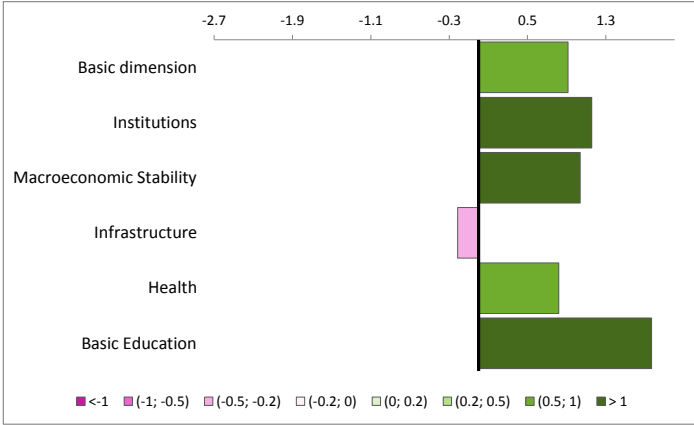
Peer Regions: Freiburg; País Vasco; Niederbayern; Provincia Autonoma di Trento; Valle d'Aosta/Vallée d'Aoste; Emilia-Romagna; Rheinhessen-Pfalz; Detmold; Hannover; Schwaben; Comunidad de Madrid; Unterfranken; Oberfranken; Steiermark and West-Vlaanderen

| | score (EU28=0) | peers comparison |
|-------------------------|----------------|------------------|
| Basic dimension | 0.91 | |
| Institutions | 1.16 | |
| Macroeconomic Stability | 1.04 | |
| Infrastructure | -0.21 | |
| Health | 0.82 | |
| Basic Education | 1.77 | |

| | score (EU28=0) | peers comparison |
|--|----------------|------------------|
| Efficiency dimension | 0.49 | |
| Higher Education and lifelong learning | 1.31 | |
| Labour Market Efficiency | 0.80 | |
| Market Size | -0.63 | |

| | score (EU28=0) | peers comparison |
|-------------------------|----------------|------------------|
| Innovation dimension | 0.51 | |
| Technological Readiness | 0.88 | |
| Business Sophistication | -0.16 | |
| Innovation | 0.81 | |

| | |
|--|---|
| | Overperforming with respect to its peers |
| | Similar to peers |
| | Underperforming with respect to its peers |



* Equal ranking is assigned if the difference in score is equal or below 0.1 on the 0-100 scale

Note: Macroeconomic Stability and Basic Education at the country level

| RCI 2019 | Score | Score 0-100 | Rank* | GDP per head PPS - EU28=100 | Value | Rank | Stage of development (1 = Lowest; 5 = Highest) | 4 |
|----------|-------|-------------|---------|-----------------------------|-------|---------|--|---|
| | 0.06 | 61.87 | 129/268 | | 98 | 102/268 | | |

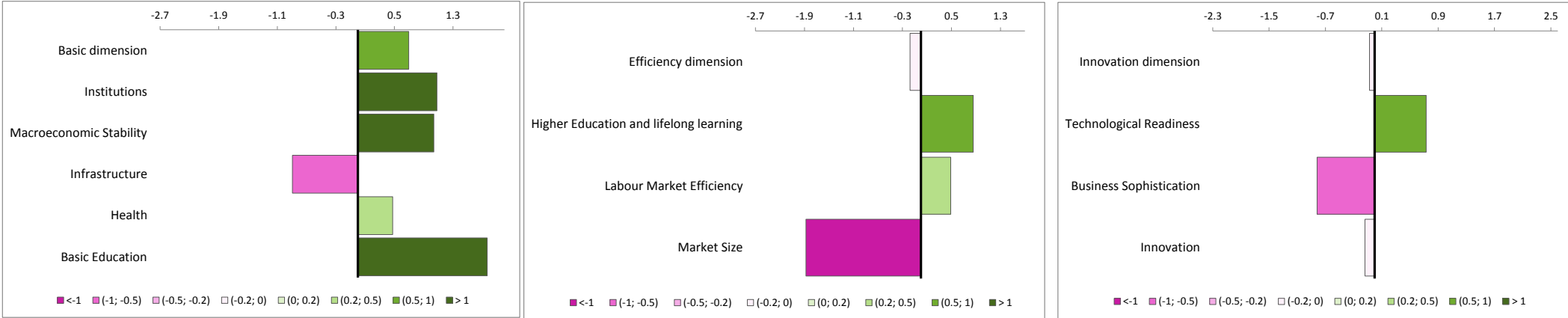
Peer Regions: Zahodna Slovenija; Trier; Herefordshire, Worcestershire and Warwickshire; Aragón; Highlands and Islands; Leipzig; Länsi-Suomi; Provence-Alpes-Côte d’Azur; La Rioja; Malta; Illes Balears; Limburg; Etelä-Suomi; Midi-Pyrénées and Alsace

| | score (EU28=0) | peers comparison |
|-------------------------|----------------|------------------|
| Basic dimension | 0.69 | |
| Institutions | 1.08 | |
| Macroeconomic Stability | 1.04 | |
| Infrastructure | -0.89 | |
| Health | 0.48 | |
| Basic Education | 1.77 | |

| | score (EU28=0) | peers comparison |
|--|----------------|------------------|
| Efficiency dimension | -0.18 | |
| Higher Education and lifelong learning | 0.85 | |
| Labour Market Efficiency | 0.49 | |
| Market Size | -1.87 | |

| | score (EU28=0) | peers comparison |
|-------------------------|----------------|------------------|
| Innovation dimension | -0.07 | |
| Technological Readiness | 0.73 | |
| Business Sophistication | -0.82 | |
| Innovation | -0.14 | |

- Overperforming with respect to its peers
- Similar to peers
- Underperforming with respect to its peers



* Equal ranking is assigned if the difference in score is equal or below 0.1 on the 0-100 scale

Note: Macroeconomic Stability and Basic Education at the country level

| RCI 2019 | Score | Score 0-100 | Rank* | GDP per head PPS - EU28=100 | Value | Rank | Stage of development (1 = Lowest; 5 = Highest) | 4 |
|----------|-------|-------------|---------|-----------------------------|-------|--------|--|---|
| | -0.06 | 57.64 | 142/268 | | 103 | 91/268 | | |

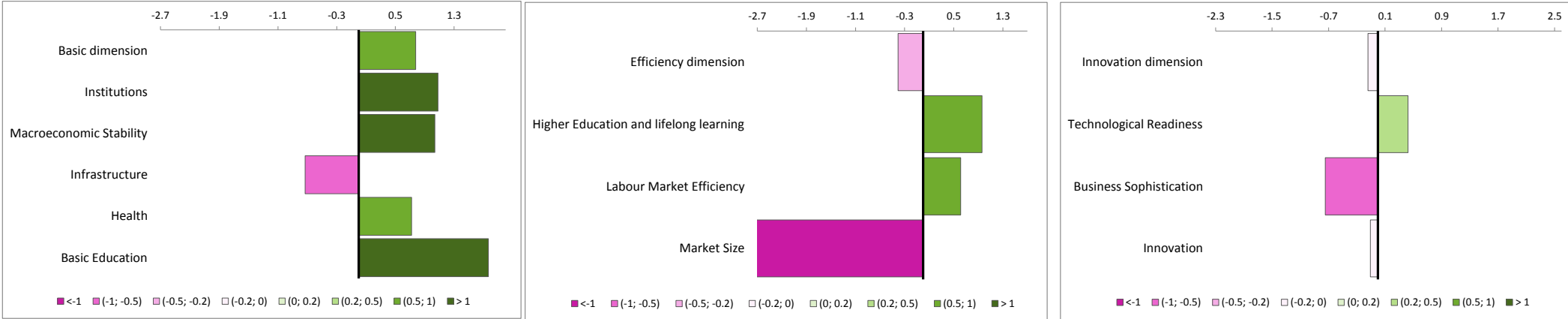
Peer Regions: Közép-Magyarország (Budapest and its commuting zone); Toscana; Rhône-Alpes; Friuli-Venezia Giulia; Münster; Gießen; Zeeland; Piemonte; Småland med öarna; Schleswig-Holstein; Sydsverige; Östra Mellansverige; Área Metr. de Lisboa; Berlin and its commuting zone and Overijssel

| | score (EU28=0) | peers comparison |
|-------------------------|----------------|------------------|
| Basic dimension | 0.78 | |
| Institutions | 1.08 | |
| Macroeconomic Stability | 1.04 | |
| Infrastructure | -0.73 | |
| Health | 0.72 | |
| Basic Education | 1.77 | |

| | score (EU28=0) | peers comparison |
|--|----------------|------------------|
| Efficiency dimension | -0.41 | |
| Higher Education and lifelong learning | 0.96 | |
| Labour Market Efficiency | 0.61 | |
| Market Size | -2.80 | |

| | score (EU28=0) | peers comparison |
|-------------------------|----------------|------------------|
| Innovation dimension | -0.14 | |
| Technological Readiness | 0.42 | |
| Business Sophistication | -0.75 | |
| Innovation | -0.11 | |

| | |
|--|---|
| | Overperforming with respect to its peers |
| | Similar to peers |
| | Underperforming with respect to its peers |



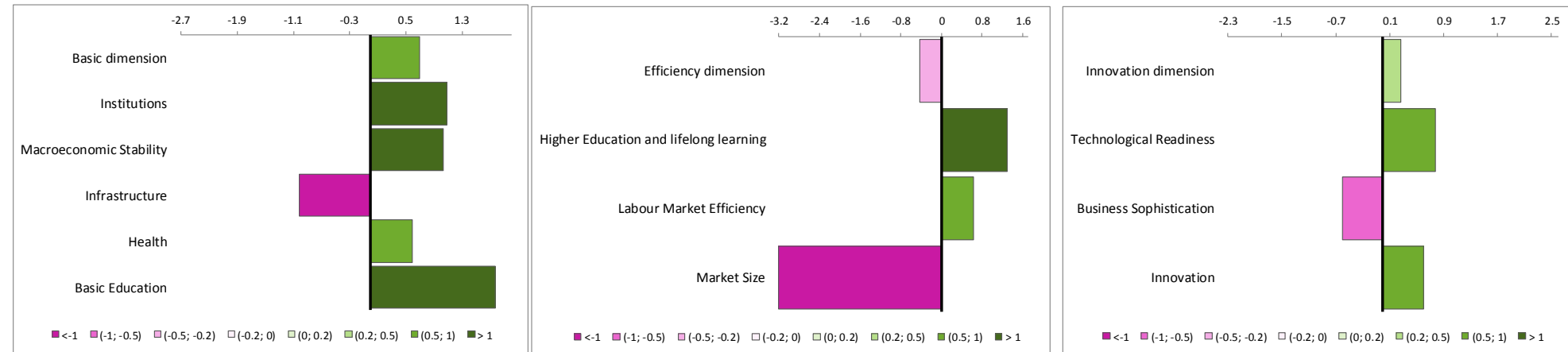
* Equal ranking is assigned if the difference in score is equal or below 0.1 on the 0-100 scale

Note: Macroeconomic Stability and Basic Education at the country level

| RCI 2019 | Score | Score 0-100 | Rank* | GDP per head PPS - EU28=100 | Value | Rank | Stage of development (1 = Lowest; 5 = Highest) | 5 | |
|---|-------|-------------|---------|--------------------------------|-------|--------|---|---|--|
| | 0.00 | 59.90 | 135/268 | | 111 | 66/268 | | | |
| Peer Regions: Surrey, East and West Sussex; Veneto; Limburg; Lazio; Weser-Ems; Saarland; Comunidad Foral de Navarra; Sostinès regionas; Eastern Scotland; Midtjylland; Cataluña; Gloucestershire, Wiltshire and Bristol/Bath area; Oost-Vlaanderen; Arnsberg and Syddanmark | | | | | | | | | |

| | score (EU28=0) | peers comparison | | score (EU28=0) | peers comparison | | score (EU28=0) | peers comparison |
|-------------------------|-------------------|------------------|--|-------------------|------------------|-----------------------------|-------------------|------------------|
| Basic dimension | 0.69 | | Efficiency dimension | -0.42 | | Innovation dimension | 0.26 | |
| Institutions | 1.08 | | Higher Education and lifelong learning | 1.29 | | Technological Readiness | 0.78 | |
| Macroeconomic Stability | 1.04 | | Labour Market Efficiency | 0.63 | | Business Sophistication | -0.60 | |
| Infrastructure | -1.02 | | Market Size | -3.20 | | Innovation | 0.60 | |
| Health | 0.59 | | | | | | | |
| Basic Education | 1.77 | | | | | | | |

| | |
|--|---|
| | Overperforming with respect to its peers |
| | Similar to peers |
| | Underperforming with respect to its peers |



* Equal ranking is assigned if the difference in score is equal or below 0.1 on the 0-100 scale

Note: Macroeconomic Stability and Basic Education at the country level

| RCI 2019 | Score | Score 0-100 | Rank* | GDP per head PPS - EU28=100 | Value | Rank | Stage of development (1 = Lowest; 5 = Highest) | 2 |
|----------|-------|-------------|---------|-----------------------------|-------|---------|--|---|
| | -0.14 | 54.65 | 155/268 | | 69 | 205/268 | | |

Peer Regions: Região Autónoma dos Açores; Cornwall and Isles of Scilly; La Réunion; Andalucía; Pomorskie; Molise; Sardegna; West Wales and The Valleys; Ciudad Autónoma de Melilla; Centro; Západoé Slovensko; Castilla-La Mancha; Lincolnshire; Alentejo and Střední Morava

| | score (EU28=0) | peers comparison |
|-------------------------|----------------|------------------|
| Basic dimension | -0.03 | |
| Institutions | -0.35 | |
| Macroeconomic Stability | 0.30 | |
| Infrastructure | -0.74 | |
| Health | -0.37 | |
| Basic Education | 0.99 | |

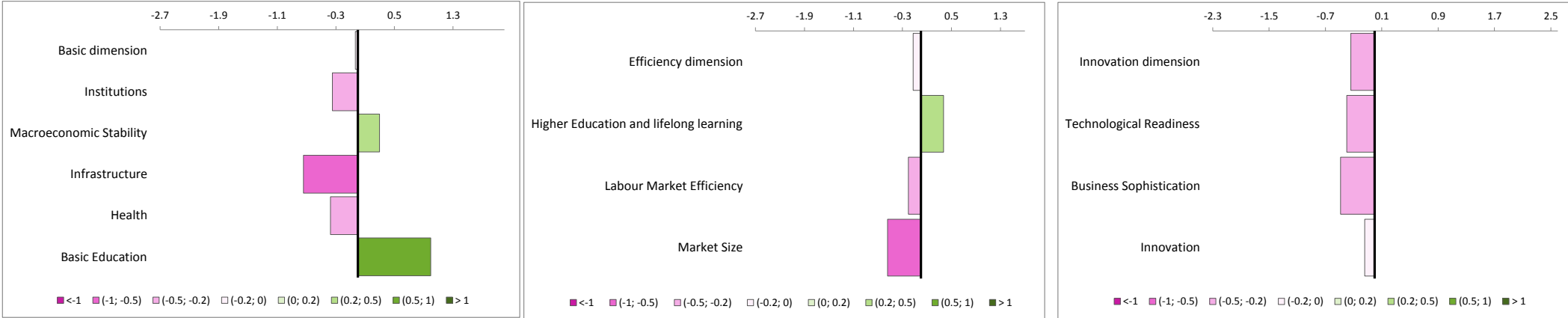
| | score (EU28=0) | peers comparison |
|--|----------------|------------------|
| Efficiency dimension | -0.13 | |
| Higher Education and lifelong learning | 0.37 | |
| Labour Market Efficiency | -0.20 | |
| Market Size | -0.55 | |

| | score (EU28=0) | peers comparison |
|-------------------------|----------------|------------------|
| Innovation dimension | -0.34 | |
| Technological Readiness | -0.40 | |
| Business Sophistication | -0.49 | |
| Innovation | -0.14 | |

Overperforming with respect to its peers

Similar to peers

Underperforming with respect to its peers



* Equal ranking is assigned if the difference in score is equal or below 0.1 on the 0-100 scale

Note: Macroeconomic Stability and Basic Education at the country level

| RCI 2019 | Score | Score 0-100 | Rank* | GDP per head PPS - EU28=100 | Value | Rank | Stage of development (1 = Lowest; 5 = Highest) | 4 |
|----------|-------|-------------|---------|-----------------------------|-------|---------|--|---|
| | 0.22 | 67.98 | 107/268 | | 99 | 101/268 | | |

Peer Regions: Herefordshire, Worcestershire and Warwickshire; Aragón; Leipzig; Norra Mellansverige; Trier; Área Metr. de Lisboa; Highlands and Islands; Schleswig-Holstein; Länsi-Suomi; Provence-Alpes-Côte d’Azur; La Rioja; Malta; Illes Balears; Piemonte and Limburg

| | score (EU28=0) | peers comparison |
|-------------------------|----------------|------------------|
| Basic dimension | 0.11 | |
| Institutions | -0.35 | |
| Macroeconomic Stability | 0.30 | |
| Infrastructure | -0.42 | |
| Health | 0.03 | |
| Basic Education | 0.99 | |

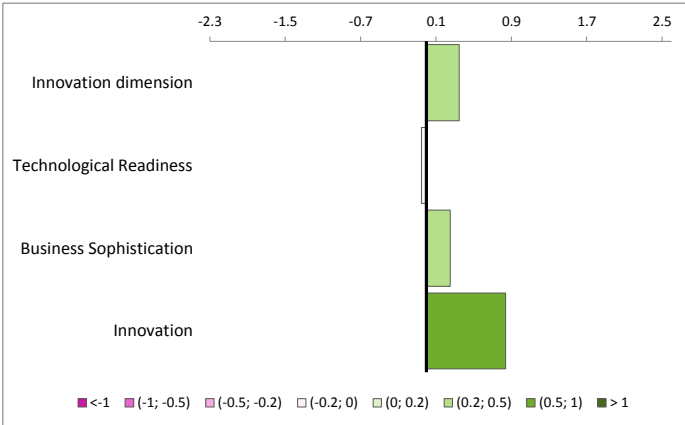
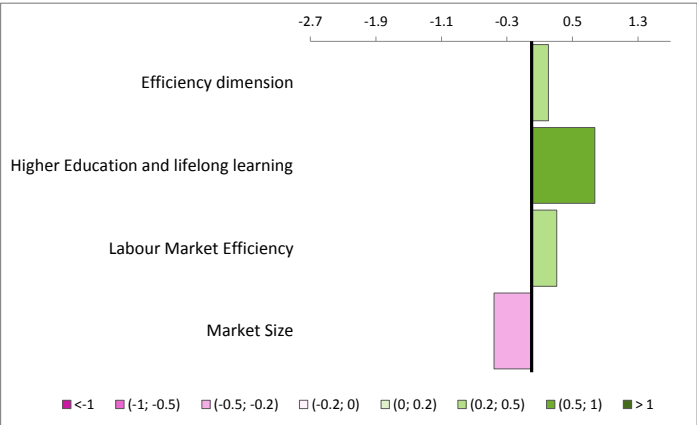
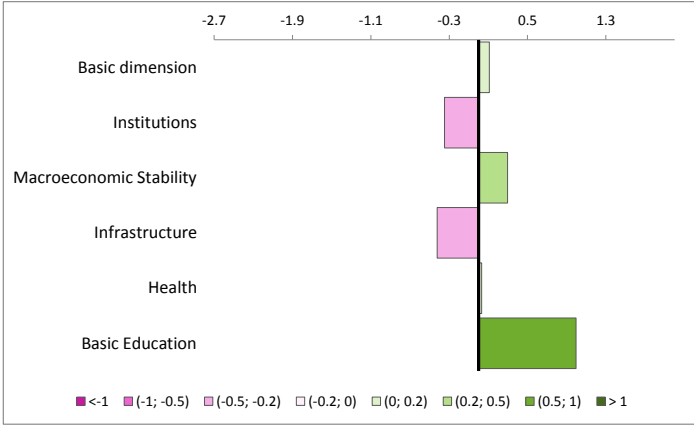
| | score (EU28=0) | peers comparison |
|--|----------------|------------------|
| Efficiency dimension | 0.21 | |
| Higher Education and lifelong learning | 0.77 | |
| Labour Market Efficiency | 0.31 | |
| Market Size | -0.46 | |

| | score (EU28=0) | peers comparison |
|-------------------------|----------------|------------------|
| Innovation dimension | 0.35 | |
| Technological Readiness | -0.05 | |
| Business Sophistication | 0.25 | |
| Innovation | 0.84 | |

Overperforming with respect to its peers

Similar to peers

Underperforming with respect to its peers



* Equal ranking is assigned if the difference in score is equal or below 0.1 on the 0-100 scale

Note: Macroeconomic Stability and Basic Education at the country level

| RCI 2019 | Score | Score 0-100 | Rank* | GDP per head PPS - EU28=100 | Value | Rank | Stage of development (1 = Lowest; 5 = Highest) | 5 |
|----------|-------|-------------|--------|-----------------------------|-------|-------|--|---|
| | 0.43 | 75.96 | 66/268 | | 184 | 5/268 | | |

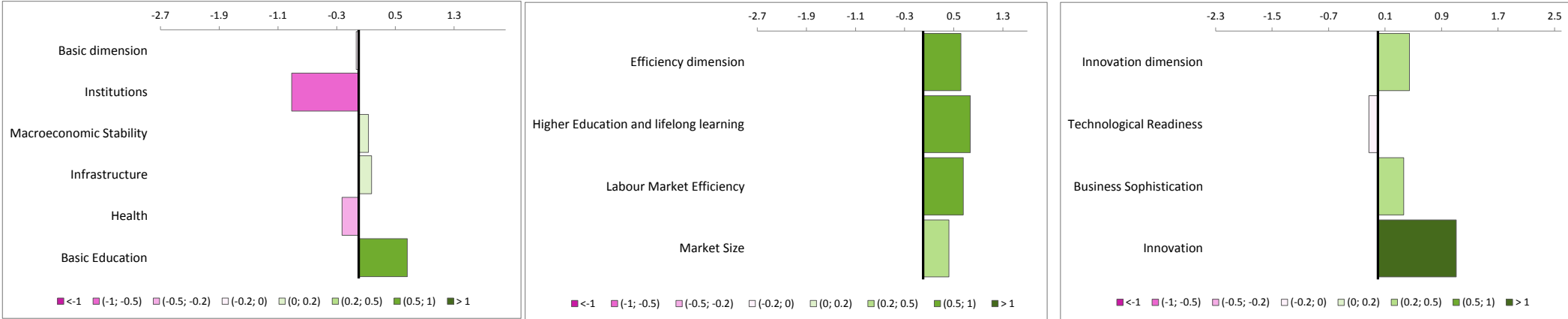
Peer Regions: Eastern and Midland; Oberbayern; Île de France; Stockholm; Hovedstaden; Hamburg; London and its commuting zone; Stuttgart; Bruxelles and its commuting zone; Amsterdam and its commuting zone; Darmstadt; Utrecht; Bremen; Salzburg and North Eastern Scotland

| | score (EU28=0) | peers comparison |
|-------------------------|----------------|------------------|
| Basic dimension | -0.03 | |
| Institutions | -0.91 | |
| Macroeconomic Stability | 0.13 | |
| Infrastructure | 0.17 | |
| Health | -0.23 | |
| Basic Education | 0.66 | |

| | score (EU28=0) | peers comparison |
|--|----------------|------------------|
| Efficiency dimension | 0.62 | |
| Higher Education and lifelong learning | 0.77 | |
| Labour Market Efficiency | 0.65 | |
| Market Size | 0.42 | |

| | score (EU28=0) | peers comparison |
|-------------------------|----------------|------------------|
| Innovation dimension | 0.45 | |
| Technological Readiness | -0.13 | |
| Business Sophistication | 0.36 | |
| Innovation | 1.11 | |

| | |
|--|---|
| | Overperforming with respect to its peers |
| | Similar to peers |
| | Underperforming with respect to its peers |



* Equal ranking is assigned if the difference in score is equal or below 0.1 on the 0-100 scale

Note: Macroeconomic Stability and Basic Education at the country level

| RCI 2019 | Score | Score 0-100 | Rank* | GDP per head PPS - EU28=100 | Value | Rank | Stage of development (1 = Lowest; 5 = Highest) | 2 |
|----------|-------|-------------|---------|-----------------------------|-------|---------|--|---|
| | -0.38 | 45.73 | 178/268 | | 71 | 201/268 | | |

Peer Regions: Sardegna; Castilla-La Mancha; Lincolnshire; Alentejo; Střední Morava; Śląskie; Guadeloupe; Basilicata; Tees Valley and Durham; La Réunion; Cornwall and Isles of Scilly; Nyugat-Dunántúl; Moravskoslezsko; Ciudad Autónoma de Ceuta and Vzhodna Slovenija

| | score (EU28=0) | peers comparison |
|-------------------------|----------------|------------------|
| Basic dimension | -0.40 | |
| Institutions | -0.94 | |
| Macroeconomic Stability | 0.13 | |
| Infrastructure | -1.00 | |
| Health | -0.88 | |
| Basic Education | 0.66 | |

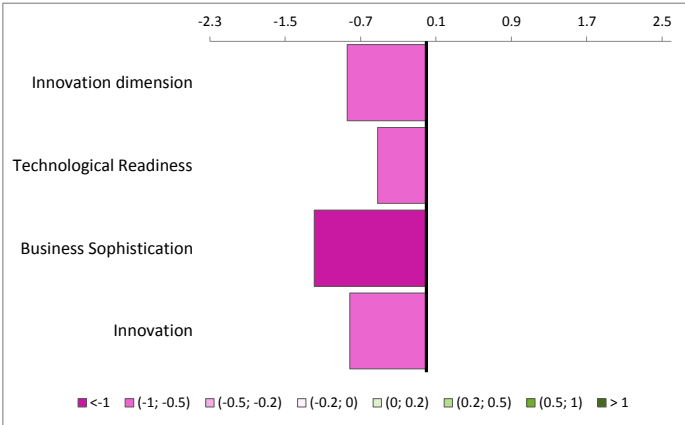
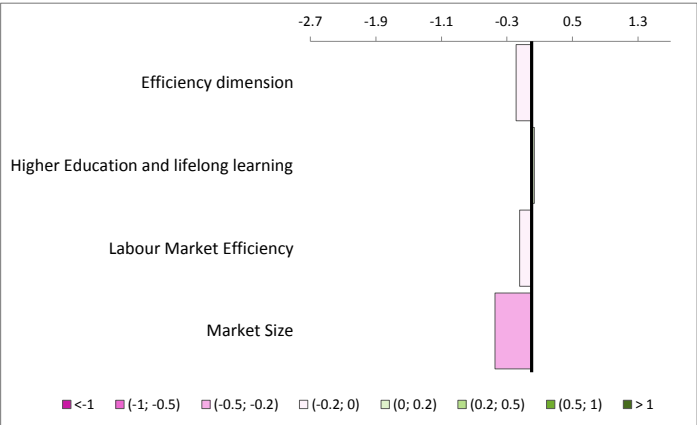
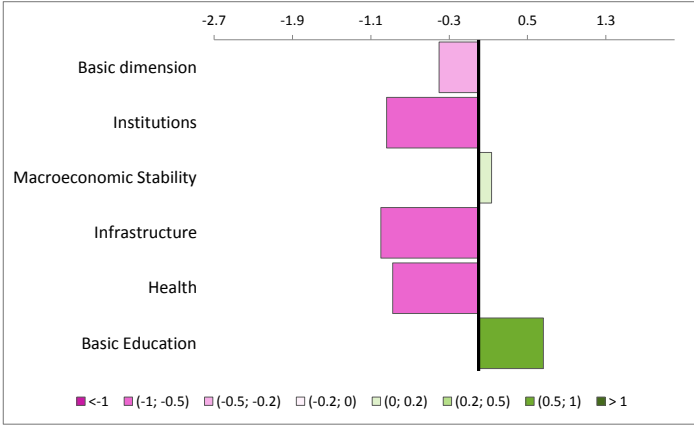
| | score (EU28=0) | peers comparison |
|--|----------------|------------------|
| Efficiency dimension | -0.19 | |
| Higher Education and lifelong learning | 0.03 | |
| Labour Market Efficiency | -0.15 | |
| Market Size | -0.45 | |

| | score (EU28=0) | peers comparison |
|-------------------------|----------------|------------------|
| Innovation dimension | -0.84 | |
| Technological Readiness | -0.52 | |
| Business Sophistication | -1.19 | |
| Innovation | -0.82 | |

Overperforming with respect to its peers

Similar to peers

Underperforming with respect to its peers



* Equal ranking is assigned if the difference in score is equal or below 0.1 on the 0-100 scale

Note: Macroeconomic Stability and Basic Education at the country level

| RCI 2019 | Score | Score 0-100 | Rank* | GDP per head PPS - EU28=100 | Value | Rank | Stage of development (1 = Lowest; 5 = Highest) | 2 |
|----------|-------|-------------|---------|--------------------------------|-------|---------|---|---|
| | -0.53 | 39.94 | 199/268 | | 61 | 229/268 | | |

Peer Regions: Sterea Ellada; Kontinentalna Hrvatska; Campania; Dytiki Makedonia; Puglia; Vidurio ir vakarų Lietuvos regionas ; Vest; Sicilia; Ionia Nisia; Közép-Dunántúl; Mazowiecki regionalny; Małopolskie; Extremadura; Severozápad and Southern Scotland

| | score (EU28=0) | peers comparison |
|-------------------------|-------------------|------------------|
| Basic dimension | -0.51 | |
| Institutions | -0.75 | |
| Macroeconomic Stability | 0.13 | |
| Infrastructure | -1.73 | |
| Health | -0.86 | |
| Basic Education | 0.66 | |

| | score (EU28=0) | peers comparison |
|--|-------------------|------------------|
| Efficiency dimension | -0.45 | |
| Higher Education and lifelong learning | -0.15 | |
| Labour Market Efficiency | -0.47 | |
| Market Size | -0.72 | |

| | score (EU28=0) | peers comparison |
|-----------------------------|-------------------|------------------|
| Innovation dimension | -0.80 | |
| Technological Readiness | -0.70 | |
| Business Sophistication | -0.89 | |
| Innovation | -0.82 | |



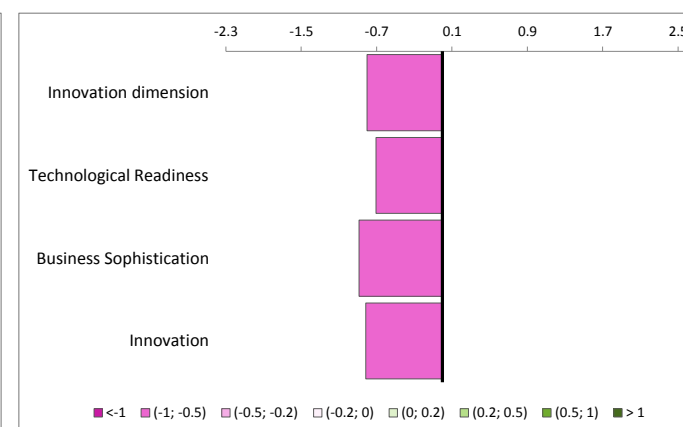
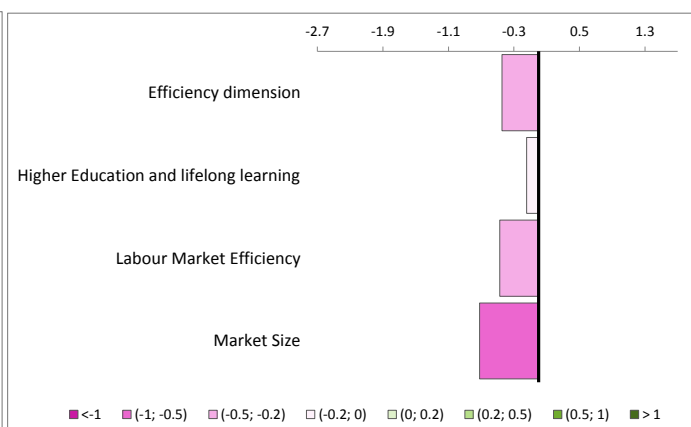
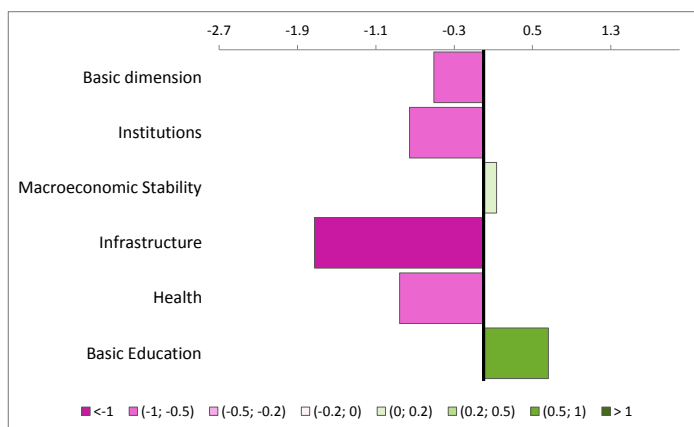
Overperforming with respect to its peers



Similar to peers



Underperforming with respect to its peers



* Equal ranking is assigned if the difference in score is equal or below 0.1 on the 0-100 scale

Note: Macroeconomic Stability and Basic Education at the country level

| RCI 2019 | Score | Score 0-100 | Rank* | GDP per head PPS - EU28=100 | Value | Rank | Stage of development (1 = Lowest; 5 = Highest) | 2 |
|----------|-------|-------------|---------|-----------------------------|-------|---------|--|---|
| | -0.72 | 32.93 | 217/268 | | 54 | 241/268 | | |

Peer Regions: Kentriki Makedonia; Guyane; Nord-Vest; Thessalia; Centru; Voreio Aigaio; Peloponnisos; Kujawsko-pomorskie; Opolskie; Podlaskie; Dytiki Ellada; Sud-Est; Świętokrzyskie; Calabria and Kriti

| | score (EU28=0) | peers comparison |
|-------------------------|----------------|------------------|
| Basic dimension | -0.60 | |
| Institutions | -0.78 | |
| Macroeconomic Stability | 0.13 | |
| Infrastructure | -1.57 | |
| Health | -1.44 | |
| Basic Education | 0.66 | |

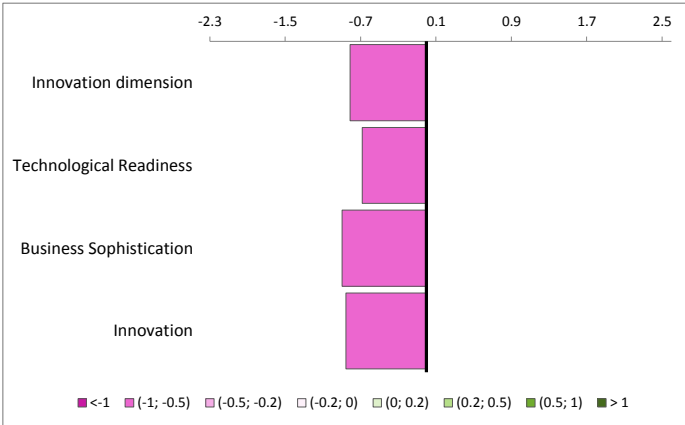
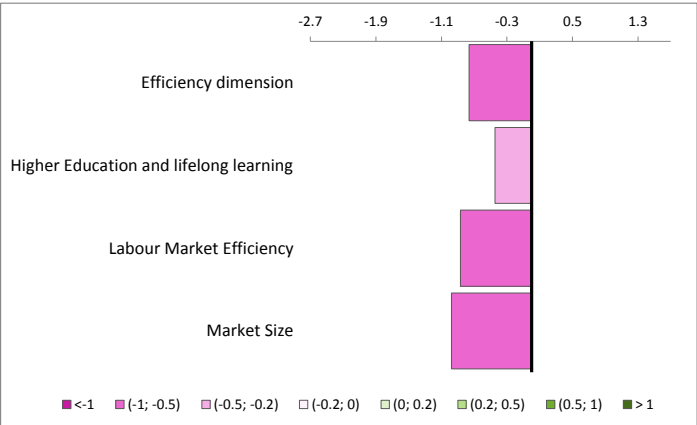
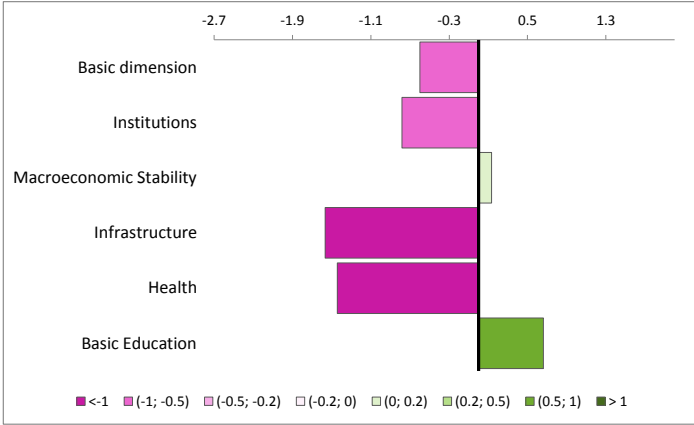
| | score (EU28=0) | peers comparison |
|--|----------------|------------------|
| Efficiency dimension | -0.76 | |
| Higher Education and lifelong learning | -0.45 | |
| Labour Market Efficiency | -0.87 | |
| Market Size | -0.98 | |

| | score (EU28=0) | peers comparison |
|-------------------------|----------------|------------------|
| Innovation dimension | -0.81 | |
| Technological Readiness | -0.68 | |
| Business Sophistication | -0.90 | |
| Innovation | -0.85 | |

Overperforming with respect to its peers

Similar to peers

Underperforming with respect to its peers













* Equal ranking is assigned if the difference in score is equal or below 0.1 on the 0-100 scale





Note: Macroeconomic Stability and Basic Education at the country level

| RCI 2019 | Score | Score 0-100 | Rank* | GDP per head PPS - EU28=100 | Value | Rank | Stage of development (1 = Lowest; 5 = Highest) | 5 |
|----------|-------|-------------|-------|--------------------------------|-------|--------|---|---|
| | 1.06 | 99.07 | 2/268 | | 162 | 10/268 | | |

Peer Regions: Stuttgart; Bruxelles and its commuting zone; Amsterdam and its commuting zone; Darmstadt; Hovedstaden; Utrecht; Bremen; Salzburg; North Eastern Scotland; Stockholm; Warszawski stołeczny; Berkshire, Buckinghamshire and Oxfordshire; Île de France; Oberbayern and Prov. Autonoma di Bolzano/Bozen

| | score (EU28=0) | peers comparison |
|-------------------------|-------------------|---|
| Basic dimension | 0.58 |  |
| Institutions | 0.86 |  |
| Macroeconomic Stability | -0.40 |  |
| Infrastructure | 1.81 |  |
| Health | 0.74 |  |
| Basic Education | -0.13 |  |

| | score (EU28=0) | peers comparison |
|--|-------------------|---|
| Efficiency dimension | 1.07 |  |
| Higher Education and lifelong learning | 0.89 |  |
| Labour Market Efficiency | 0.59 |  |
| Market Size | 1.74 |  |

| | score (EU28=0) | peers comparison |
|-----------------------------|-------------------|---|
| Innovation dimension | 1.35 |  |
| Technological Readiness | 0.94 |  |
| Business Sophistication | 1.96 |  |
| Innovation | 1.15 |  |



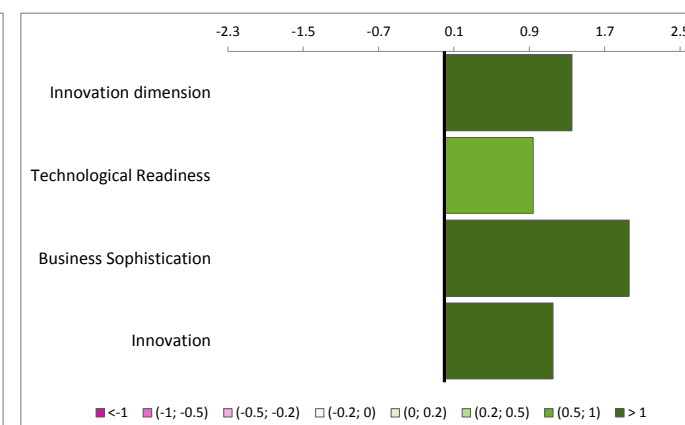
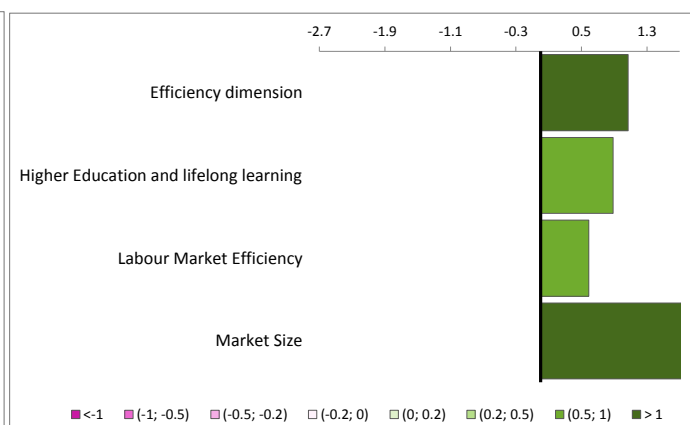
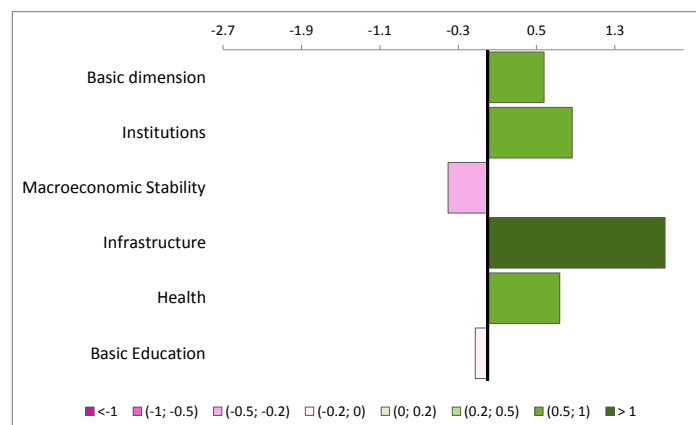
Overperforming with respect to its peers



Similar to peers



Underperforming with respect to its peers



* Equal ranking is assigned if the difference in score is equal or below 0.1 on the 0-100 scale

Note: Macroeconomic Stability and Basic Education at the country level

| RCI 2019 | Score | Score 0-100 | Rank* | GDP per head PPS - EU28=100 | Value | Rank | Stage of development (1 = Lowest; 5 = Highest) | 2 |
|----------|-------|-------------|---------|-----------------------------|-------|---------|--|---|
| | 0.14 | 65.06 | 118/268 | | 72 | 193/268 | | |

Peer Regions: Basilicata; Guadeloupe; Śląskie; Střední Morava; Alentejo; Lincolnshire; Nyugat-Dunántúl; Castilla-La Mancha; Moravskoslezsko; Ciudad Autónoma de Ceuta; Região Autónoma da Madeira; Severovýchod; South Yorkshire; Západoé Slovensko and Luxembourg

| | score (EU28=0) | peers comparison |
|-------------------------|----------------|------------------|
| Basic dimension | 0.03 | |
| Institutions | 0.92 | |
| Macroeconomic Stability | -0.40 | |
| Infrastructure | -0.33 | |
| Health | 0.08 | |
| Basic Education | -0.13 | |

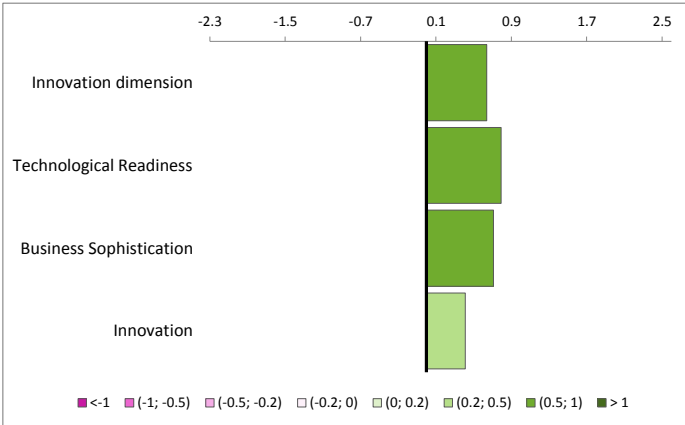
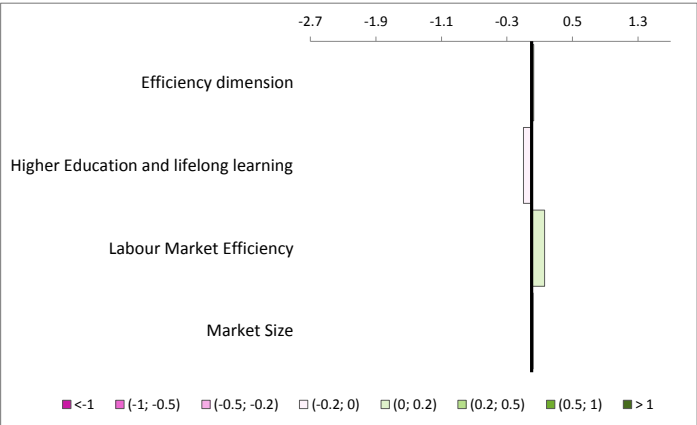
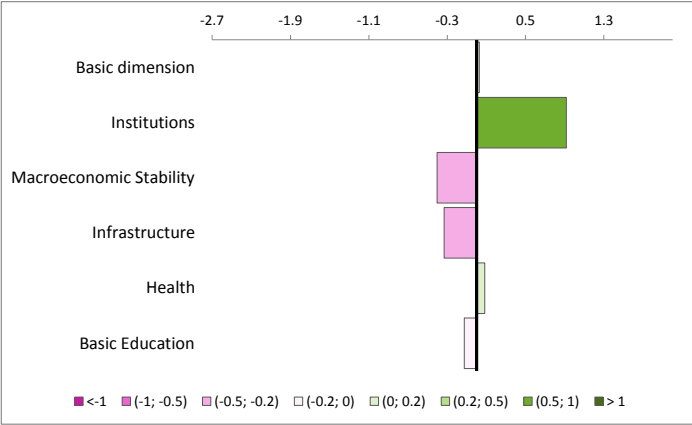
| | score (EU28=0) | peers comparison |
|--|----------------|------------------|
| Efficiency dimension | 0.03 | |
| Higher Education and lifelong learning | -0.10 | |
| Labour Market Efficiency | 0.16 | |
| Market Size | 0.02 | |

| | score (EU28=0) | peers comparison |
|-------------------------|----------------|------------------|
| Innovation dimension | 0.64 | |
| Technological Readiness | 0.79 | |
| Business Sophistication | 0.71 | |
| Innovation | 0.41 | |

Overperforming with respect to its peers

Similar to peers

Underperforming with respect to its peers



* Equal ranking is assigned if the difference in score is equal or below 0.1 on the 0-100 scale

Note: Macroeconomic Stability and Basic Education at the country level

| RCI 2019 | Score | Score 0-100 | Rank* | GDP per head PPS - EU28=100 | Value | Rank | Stage of development (1 = Lowest; 5 = Highest) | 3 |
|----------|-------|-------------|---------|-----------------------------|-------|---------|--|---|
| | 0.24 | 68.68 | 104/268 | | 84 | 147/268 | | |

Peer Regions: Nord-Pas de Calais; Liège; Northern and Western; Bourgogne; Poitou-Charentes; Corse; Kýpros; Castilla y León; Umbria; Lancashire; Abruzzo; Mecklenburg-Vorpommern; Derbyshire and Nottinghamshire; Dorset and Somerset and Centre - Val de Loire

| | score (EU28=0) | peers comparison |
|-------------------------|----------------|------------------|
| Basic dimension | 0.11 | |
| Institutions | 0.92 | |
| Macroeconomic Stability | -0.40 | |
| Infrastructure | -0.26 | |
| Health | 0.44 | |
| Basic Education | -0.13 | |

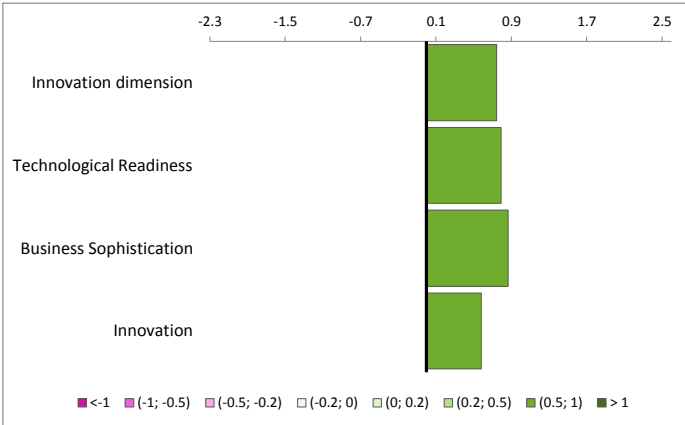
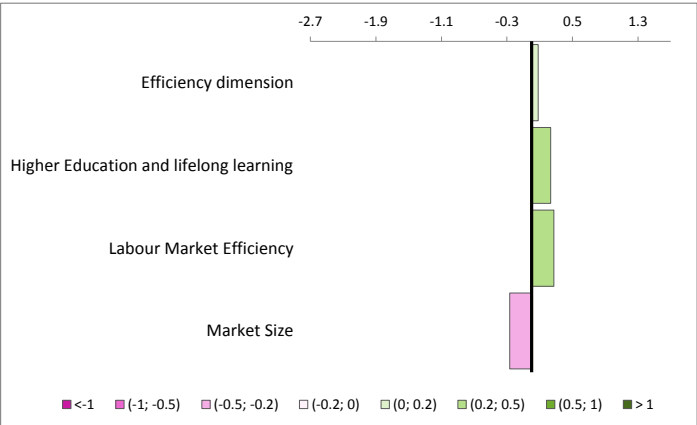
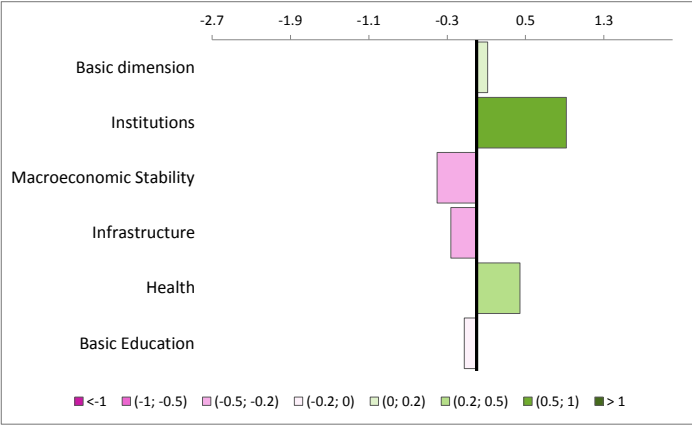
| | score (EU28=0) | peers comparison |
|--|----------------|------------------|
| Efficiency dimension | 0.08 | |
| Higher Education and lifelong learning | 0.23 | |
| Labour Market Efficiency | 0.27 | |
| Market Size | -0.27 | |

| | score (EU28=0) | peers comparison |
|-------------------------|----------------|------------------|
| Innovation dimension | 0.75 | |
| Technological Readiness | 0.79 | |
| Business Sophistication | 0.87 | |
| Innovation | 0.58 | |

Overperforming with respect to its peers

Similar to peers

Underperforming with respect to its peers



* Equal ranking is assigned if the difference in score is equal or below 0.1 on the 0-100 scale

Note: Macroeconomic Stability and Basic Education at the country level

| RCI 2019 | Score | Score 0-100 | Rank* | GDP per head PPS - EU28=100 | Value | Rank | Stage of development (1 = Lowest; 5 = Highest) | 4 |
|----------|-------|-------------|---------|-----------------------------|-------|---------|--|---|
| | 0.18 | 66.42 | 113/268 | | 93 | 119/268 | | |

Peer Regions: Greater Manchester; West Central Scotland; Attiki; Pays de la Loire; Aquitaine; Marche; Leicestershire, Rutland and Northamptonshire; East Wales; Dresden; North Yorkshire; East Anglia; Burgenland; West Yorkshire; Thüringen and Alsace

| | score (EU28=0) | peers comparison |
|-------------------------|----------------|------------------|
| Basic dimension | -0.08 | |
| Institutions | 0.73 | |
| Macroeconomic Stability | -0.40 | |
| Infrastructure | -0.78 | |
| Health | 0.17 | |
| Basic Education | -0.13 | |

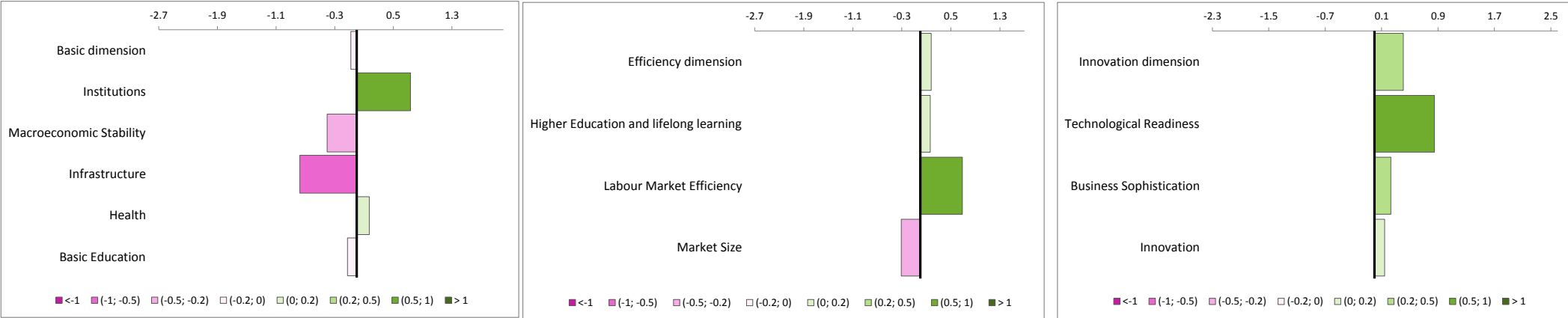
| | score (EU28=0) | peers comparison |
|--|----------------|------------------|
| Efficiency dimension | 0.18 | |
| Higher Education and lifelong learning | 0.16 | |
| Labour Market Efficiency | 0.69 | |
| Market Size | -0.31 | |

| | score (EU28=0) | peers comparison |
|-------------------------|----------------|------------------|
| Innovation dimension | 0.41 | |
| Technological Readiness | 0.85 | |
| Business Sophistication | 0.23 | |
| Innovation | 0.14 | |

Overperforming with respect to its peers

Similar to peers

Underperforming with respect to its peers



* Equal ranking is assigned if the difference in score is equal or below 0.1 on the 0-100 scale

Note: Macroeconomic Stability and Basic Education at the country level

| RCI 2019 | Score | Score 0-100 | Rank* | GDP per head PPS - EU28=100 | Value | Rank | Stage of development (1 = Lowest; 5 = Highest) | 4 |
|----------|-------|-------------|--------|-----------------------------|-------|---------|--|---|
| | 0.55 | 80.13 | 42/268 | | 92 | 120/268 | | |

Peer Regions: Cumbria; West Central Scotland; Attiki; Aquitaine; Marche; Pays de la Loire; Leicestershire, Rutland and Northamptonshire; North Yorkshire; East Wales; Burgenland; Dresden; West Yorkshire; East Anglia; Thüringen and Haute-Normandie

| | score (EU28=0) | peers comparison |
|-------------------------|----------------|------------------|
| Basic dimension | 0.21 | |
| Institutions | 0.73 | |
| Macroeconomic Stability | -0.40 | |
| Infrastructure | 0.69 | |
| Health | 0.14 | |
| Basic Education | -0.13 | |

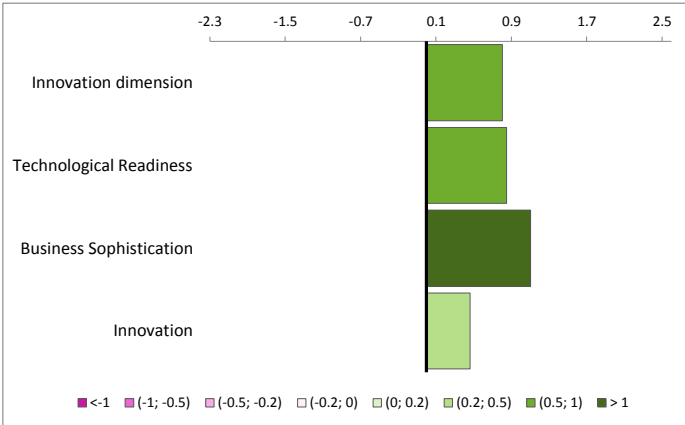
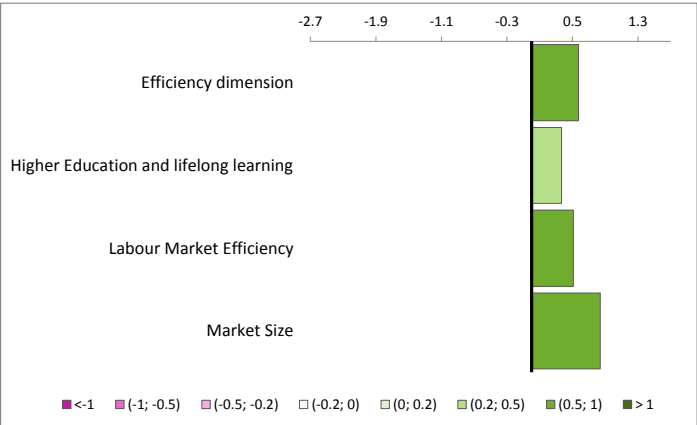
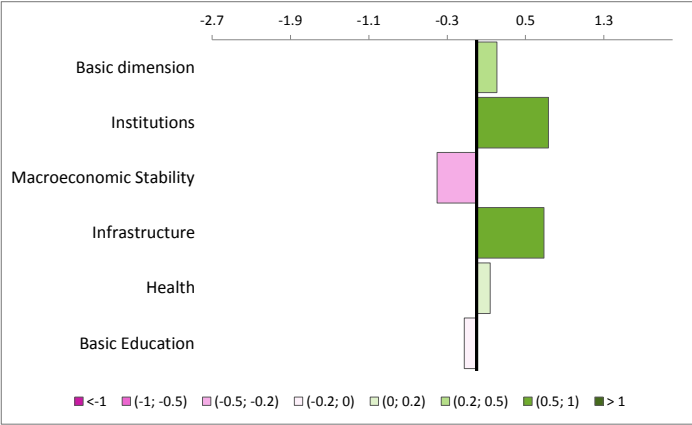
| | score (EU28=0) | peers comparison |
|--|----------------|------------------|
| Efficiency dimension | 0.57 | |
| Higher Education and lifelong learning | 0.37 | |
| Labour Market Efficiency | 0.51 | |
| Market Size | 0.84 | |

| | score (EU28=0) | peers comparison |
|-------------------------|----------------|------------------|
| Innovation dimension | 0.81 | |
| Technological Readiness | 0.85 | |
| Business Sophistication | 1.10 | |
| Innovation | 0.46 | |

Overperforming with respect to its peers

Similar to peers

Underperforming with respect to its peers



* Equal ranking is assigned if the difference in score is equal or below 0.1 on the 0-100 scale

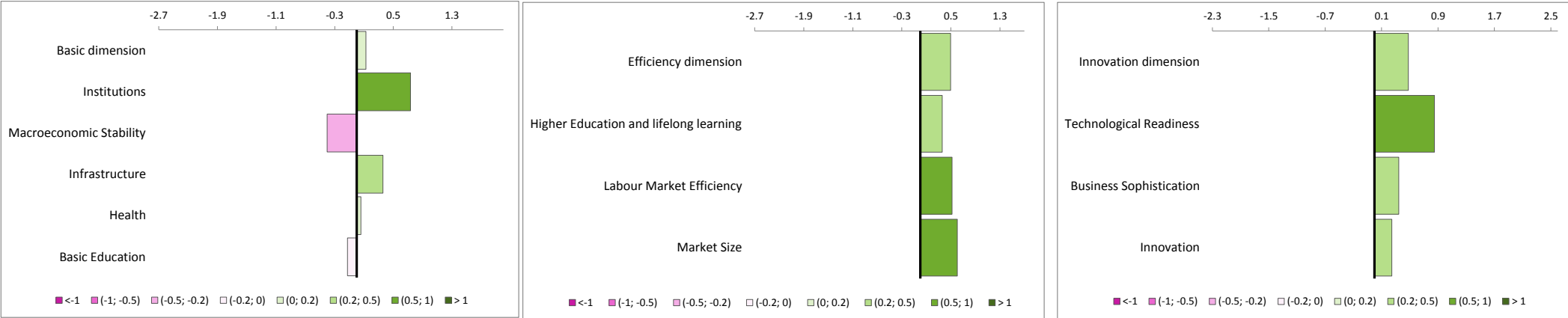
Note: Macroeconomic Stability and Basic Education at the country level

| RCI 2019 | Score | Score 0-100 | Rank* | GDP per head PPS - EU28=100 | Value | Rank | Stage of development (1 = Lowest; 5 = Highest) | 3 |
|----------|-------|-------------|--------|-----------------------------|-------|---------|--|---|
| | 0.39 | 74.27 | 78/268 | | 85 | 142/268 | | |

Peer Regions: Castilla y León; Centre - Val de Loire; Sachsen-Anhalt; Corse; Bourgogne; Northern and Western; Northumberland and Tyne and Wear; Nord-Pas de Calais; Liège; Poitou-Charentes; Kýpros; Champagne-Ardenne; Umbria; Abruzzo and Mecklenburg-Vorpommern

| | score (EU28=0) | peers comparison | | score (EU28=0) | peers comparison | | score (EU28=0) | peers comparison |
|-------------------------|----------------|------------------|--|----------------|------------------|-------------------------|----------------|------------------|
| Basic dimension | 0.12 | | Efficiency dimension | 0.49 | | Innovation dimension | 0.48 | |
| Institutions | 0.73 | | Higher Education and lifelong learning | 0.36 | | Technological Readiness | 0.85 | |
| Macroeconomic Stability | -0.40 | | Labour Market Efficiency | 0.52 | | Business Sophistication | 0.34 | |
| Infrastructure | 0.36 | | Market Size | 0.60 | | Innovation | 0.24 | |
| Health | 0.06 | | | | | | | |
| Basic Education | -0.13 | | | | | | | |

| | |
|--|---|
| | Overperforming with respect to its peers |
| | Similar to peers |
| | Underperforming with respect to its peers |



* Equal ranking is assigned if the difference in score is equal or below 0.1 on the 0-100 scale

Note: Macroeconomic Stability and Basic Education at the country level

| RCI 2019 | Score | Score 0-100 | Rank* | GDP per head PPS - EU28=100 | Value | Rank | Stage of development (1 = Lowest; 5 = Highest) | 5 |
|----------|-------|-------------|--------|--------------------------------|-------|--------|---|---|
| | 0.77 | 88.36 | 17/268 | | 127 | 41/268 | | |

Peer Regions: Groningen; Lombardia; Zuid-Holland; Noord-Brabant; Oberpfalz; Unterfranken; Comunidad de Madrid; Düsseldorf; Åland; Schwaben; Wien and its commuting zone; Oberösterreich; Praha and its commuting zone ; Provincia Autonoma di Trento and Niederbayern

| | score (EU28=0) | peers comparison |
|-------------------------|-------------------|------------------|
| Basic dimension | 0.26 | |
| Institutions | 0.73 | |
| Macroeconomic Stability | -0.40 | |
| Infrastructure | 0.64 | |
| Health | 0.43 | |
| Basic Education | -0.13 | |

| | score (EU28=0) | peers comparison |
|--|-------------------|------------------|
| Efficiency dimension | 0.80 | |
| Higher Education and lifelong learning | 0.72 | |
| Labour Market Efficiency | 0.65 | |
| Market Size | 1.02 | |

| | score (EU28=0) | peers comparison |
|-----------------------------|-------------------|------------------|
| Innovation dimension | 1.06 | |
| Technological Readiness | 0.85 | |
| Business Sophistication | 1.15 | |
| Innovation | 1.18 | |



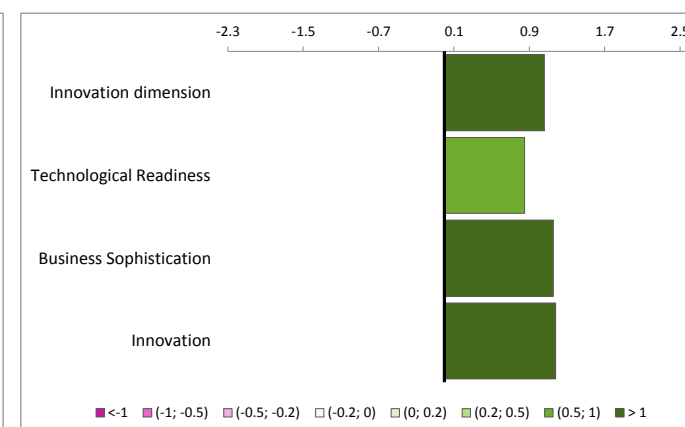
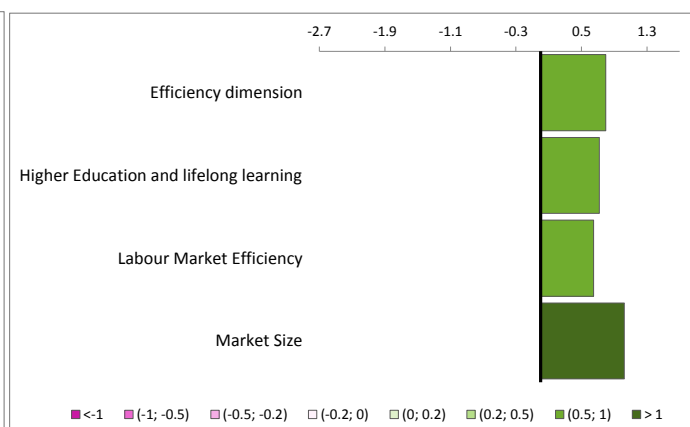
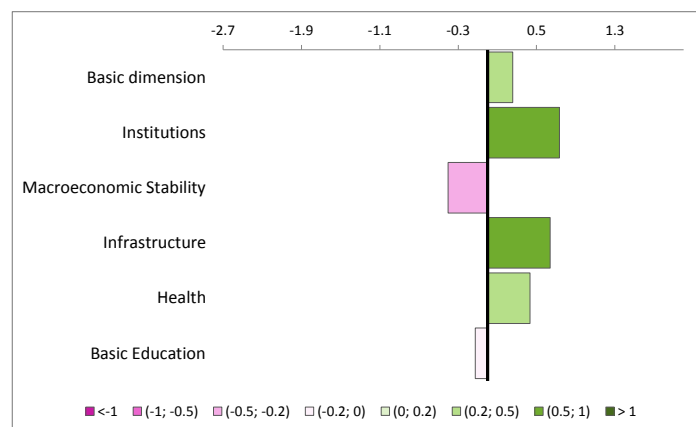
Overperforming with respect to its peers



Similar to peers



Underperforming with respect to its peers



* Equal ranking is assigned if the difference in score is equal or below 0.1 on the 0-100 scale

Note: Macroeconomic Stability and Basic Education at the country level

| RCI 2019 | Score | Score 0-100 | Rank* | GDP per head PPS - EU28=100 | Value | Rank | Stage of development (1 = Lowest; 5 = Highest) | 3 |
|----------|-------|-------------|--------|-----------------------------|-------|---------|--|---|
| | 0.39 | 74.32 | 78/268 | | 81 | 164/268 | | |

Peer Regions: Galicia; Jihovýchod; East Yorkshire and Northern Lincolnshire; Algarve; Namur; Comunidad Valenciana; Northern Ireland; Cantabria; Devon; Principado de Asturias; Limousin; Basse-Normandie ; Auvergne; Franche-Comté and Dorset and Somerset

| | score (EU28=0) | peers comparison |
|-------------------------|----------------|------------------|
| Basic dimension | 0.23 | |
| Institutions | 0.73 | |
| Macroeconomic Stability | -0.40 | |
| Infrastructure | 0.77 | |
| Health | 0.15 | |
| Basic Education | -0.13 | |

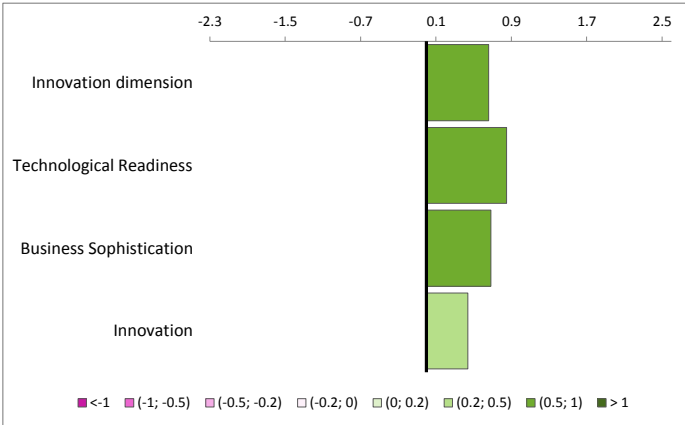
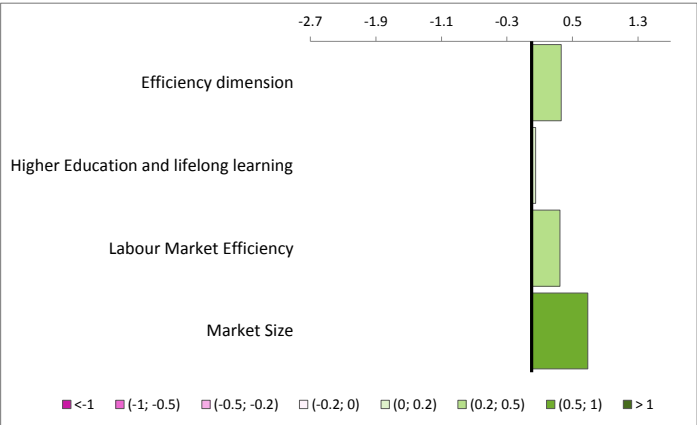
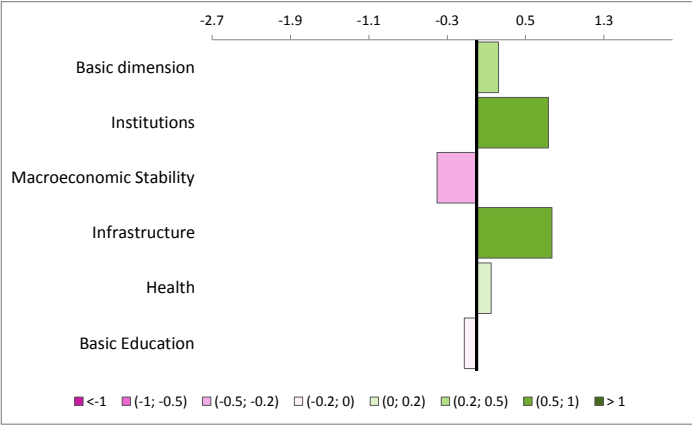
| | score (EU28=0) | peers comparison |
|--|----------------|------------------|
| Efficiency dimension | 0.36 | |
| Higher Education and lifelong learning | 0.05 | |
| Labour Market Efficiency | 0.35 | |
| Market Size | 0.69 | |

| | score (EU28=0) | peers comparison |
|-------------------------|----------------|------------------|
| Innovation dimension | 0.66 | |
| Technological Readiness | 0.85 | |
| Business Sophistication | 0.68 | |
| Innovation | 0.44 | |

Overperforming with respect to its peers

Similar to peers

Underperforming with respect to its peers



* Equal ranking is assigned if the difference in score is equal or below 0.1 on the 0-100 scale

Note: Macroeconomic Stability and Basic Education at the country level

| RCI 2019 | Score | Score 0-100 | Rank* | GDP per head PPS - EU28=100 | Value | Rank | Stage of development (1 = Lowest; 5 = Highest) | 3 |
|----------|-------|-------------|---------|-----------------------------|-------|---------|--|---|
| | 0.19 | 66.79 | 112/268 | | 80 | 165/268 | | |

Peer Regions: Namur; Merseyside; Comunidad Valenciana; Galicia; Jihovýchod; Algarve; Devon; Principado de Asturias; Limousin; Northern Ireland; Cantabria; Franche-Comté; Basse-Normandie ; Auvergne and Shropshire and Staffordshire

| | score (EU28=0) | peers comparison |
|-------------------------|----------------|------------------|
| Basic dimension | 0.05 | |
| Institutions | 0.82 | |
| Macroeconomic Stability | -0.40 | |
| Infrastructure | -0.37 | |
| Health | 0.33 | |
| Basic Education | -0.13 | |

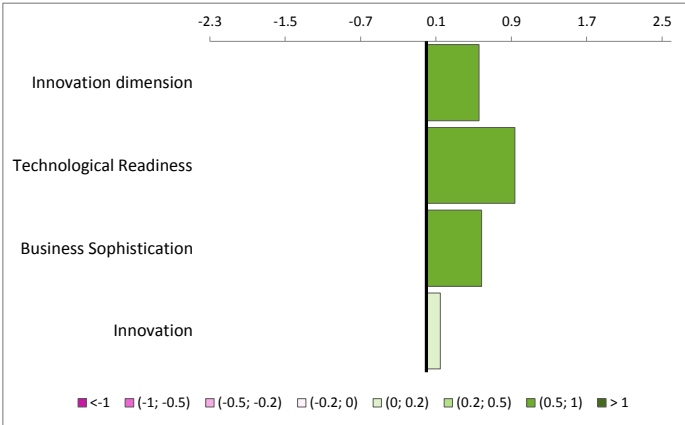
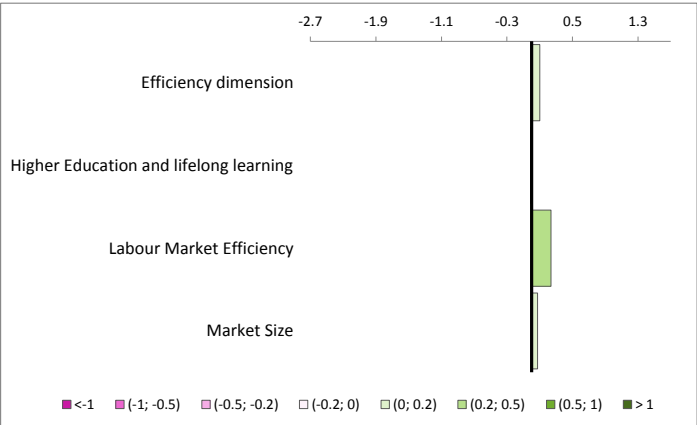
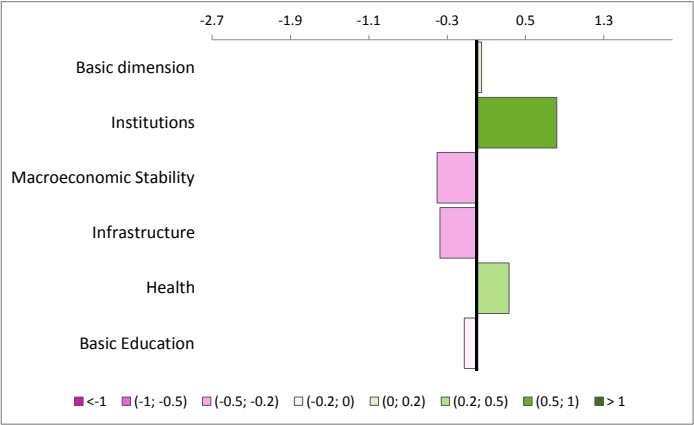
| | score (EU28=0) | peers comparison |
|--|----------------|------------------|
| Efficiency dimension | 0.10 | |
| Higher Education and lifelong learning | -0.01 | |
| Labour Market Efficiency | 0.24 | |
| Market Size | 0.07 | |

| | score (EU28=0) | peers comparison |
|-------------------------|----------------|------------------|
| Innovation dimension | 0.56 | |
| Technological Readiness | 0.94 | |
| Business Sophistication | 0.58 | |
| Innovation | 0.15 | |

Overperforming with respect to its peers

Similar to peers

Underperforming with respect to its peers



* Equal ranking is assigned if the difference in score is equal or below 0.1 on the 0-100 scale

Note: Macroeconomic Stability and Basic Education at the country level

| RCI 2019 | Score | Score 0-100 | Rank* | GDP per head PPS - EU28=100 | Value | Rank | Stage of development (1 = Lowest; 5 = Highest) | 4 |
|----------|-------|-------------|--------|--------------------------------|-------|---------|---|---|
| | 0.57 | 81.15 | 36/268 | | 90 | 125/268 | | |

Peer Regions: Burgenland; West Yorkshire; Thüringen; Haute-Normandie; Marche; Pohjois- ja Itä-Suomi; Aquitaine; West Midlands; Attiki; West Central Scotland; Friesland; Greater Manchester; Drenthe; Bretagne and Cumbria

| | score (EU28=0) | peers comparison |
|-------------------------|-------------------|------------------|
| Basic dimension | 0.16 | |
| Institutions | 0.82 | |
| Macroeconomic Stability | -0.40 | |
| Infrastructure | -0.15 | |
| Health | 0.67 | |
| Basic Education | -0.13 | |

| | score (EU28=0) | peers comparison |
|--|-------------------|------------------|
| Efficiency dimension | 0.59 | |
| Higher Education and lifelong learning | 0.62 | |
| Labour Market Efficiency | 0.68 | |
| Market Size | 0.46 | |

| | score (EU28=0) | peers comparison |
|-----------------------------|-------------------|------------------|
| Innovation dimension | 0.92 | |
| Technological Readiness | 0.94 | |
| Business Sophistication | 1.16 | |
| Innovation | 0.66 | |



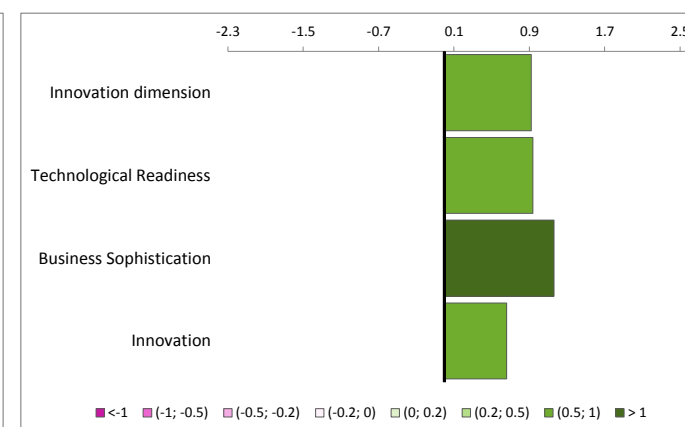
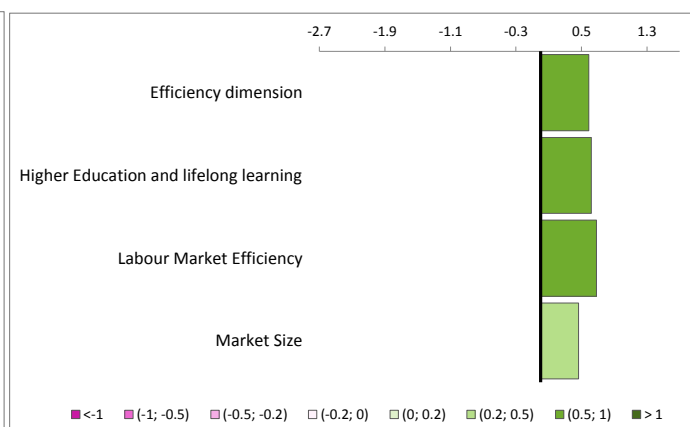
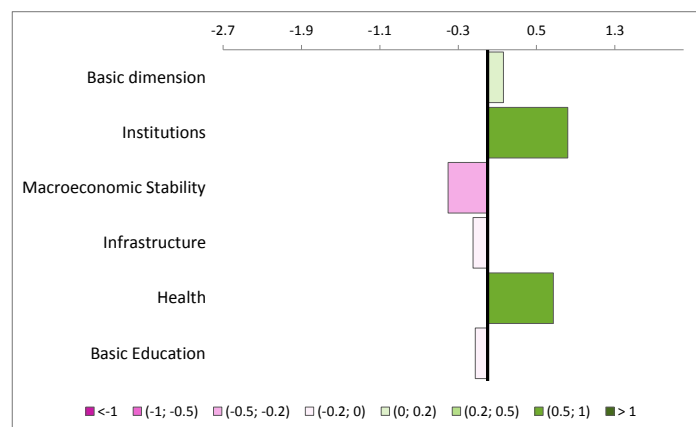
Overperforming with respect to its peers



Similar to peers



Underperforming with respect to its peers



* Equal ranking is assigned if the difference in score is equal or below 0.1 on the 0-100 scale

Note: Macroeconomic Stability and Basic Education at the country level

| RCI 2019 | Score | Score 0-100 | Rank* | GDP per head PPS - EU28=100 | Value | Rank | Stage of development (1 = Lowest; 5 = Highest) | 2 |
|----------|-------|-------------|--------|-----------------------------|-------|---------|--|---|
| | 0.38 | 74.00 | 83/268 | | 73 | 187/268 | | |

Peer Regions: Severovýchod; Luxembourg; Região Autónoma da Madeira; Ciudad Autónoma de Ceuta; Moravskoslezsko; Nyugat-Dunántúl; Tees Valley and Durham; Notio Aigaio; Basilicata; Guadeloupe; Śląskie; Střední Morava; Alentejo; Hainaut and Lincolnshire

| | score (EU28=0) | peers comparison |
|-------------------------|----------------|------------------|
| Basic dimension | 0.18 | |
| Institutions | 0.82 | |
| Macroeconomic Stability | -0.40 | |
| Infrastructure | 0.38 | |
| Health | 0.23 | |
| Basic Education | -0.13 | |

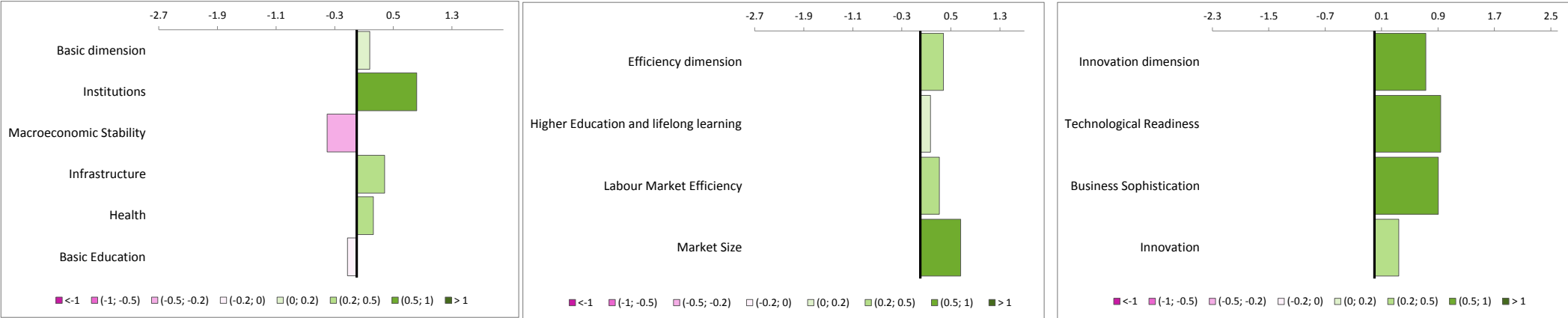
| | score (EU28=0) | peers comparison |
|--|----------------|------------------|
| Efficiency dimension | 0.38 | |
| Higher Education and lifelong learning | 0.17 | |
| Labour Market Efficiency | 0.31 | |
| Market Size | 0.66 | |

| | score (EU28=0) | peers comparison |
|-------------------------|----------------|------------------|
| Innovation dimension | 0.73 | |
| Technological Readiness | 0.94 | |
| Business Sophistication | 0.90 | |
| Innovation | 0.34 | |

Overperforming with respect to its peers

Similar to peers

Underperforming with respect to its peers



* Equal ranking is assigned if the difference in score is equal or below 0.1 on the 0-100 scale

Note: Macroeconomic Stability and Basic Education at the country level

| RCI 2019 | Score | Score 0-100 | Rank* | GDP per head PPS - EU28=100 | Value | Rank | Stage of development (1 = Lowest; 5 = Highest) | 3 |
|----------|-------|-------------|--------|-----------------------------|-------|---------|--|---|
| | 0.43 | 75.78 | 68/268 | | 90 | 127/268 | | |

Peer Regions: Thüringen; Burgenland; Haute-Normandie; Pohjois- ja Itä-Suomi; North Yorkshire; West Midlands; Marche; Aquitaine; Friesland; Drenthe; Bretagne; Attiki; West Central Scotland; Sjælland and Kent

| | score (EU28=0) | peers comparison |
|-------------------------|----------------|------------------|
| Basic dimension | 0.19 | |
| Institutions | 0.82 | |
| Macroeconomic Stability | -0.40 | |
| Infrastructure | 0.47 | |
| Health | 0.18 | |
| Basic Education | -0.13 | |

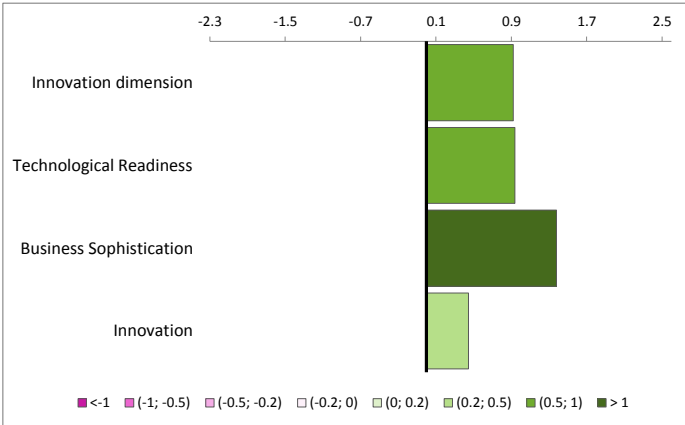
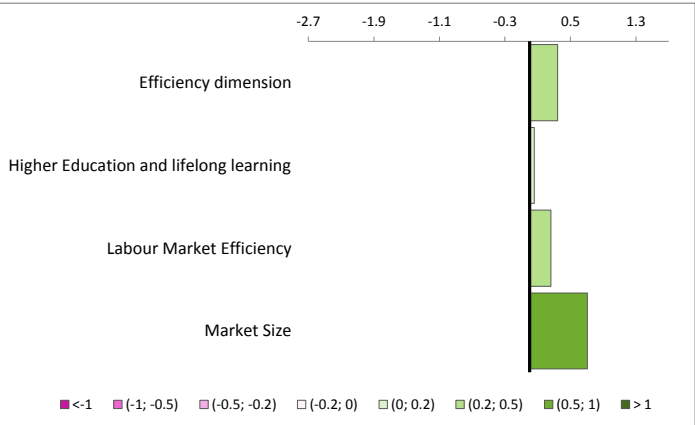
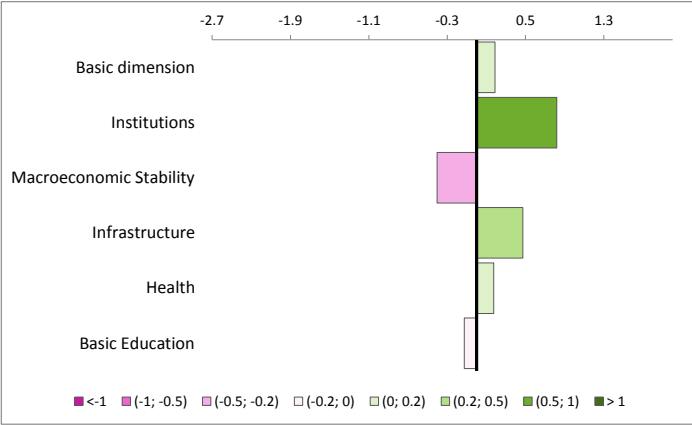
| | score (EU28=0) | peers comparison |
|--|----------------|------------------|
| Efficiency dimension | 0.34 | |
| Higher Education and lifelong learning | 0.06 | |
| Labour Market Efficiency | 0.26 | |
| Market Size | 0.71 | |

| | score (EU28=0) | peers comparison |
|-------------------------|----------------|------------------|
| Innovation dimension | 0.92 | |
| Technological Readiness | 0.94 | |
| Business Sophistication | 1.38 | |
| Innovation | 0.44 | |

Overperforming with respect to its peers

Similar to peers

Underperforming with respect to its peers



* Equal ranking is assigned if the difference in score is equal or below 0.1 on the 0-100 scale

Note: Macroeconomic Stability and Basic Education at the country level

| RCI 2019 | Score | Score 0-100 | Rank* | GDP per head PPS - EU28=100 | Value | Rank | Stage of development (1 = Lowest; 5 = Highest) | 3 |
|----------|-------|-------------|--------|--------------------------------|-------|---------|---|---|
| | 0.48 | 77.52 | 53/268 | | 83 | 155/268 | | |

Peer Regions: Mecklenburg-Vorpommern; Dorset and Somerset; Abruzzo; Umbria; Kýpros; Auvergne; Basse-Normandie ; Poitou-Charentes; Liège; Nord-Pas de Calais; Cantabria; Northumberland and Tyne and Wear; Northern Ireland; Northern and Western and Bourgogne

| | score (EU28=0) | peers comparison |
|-------------------------|-------------------|------------------|
| Basic dimension | 0.16 | |
| Institutions | 0.80 | |
| Macroeconomic Stability | -0.40 | |
| Infrastructure | 0.16 | |
| Health | 0.36 | |
| Basic Education | -0.13 | |

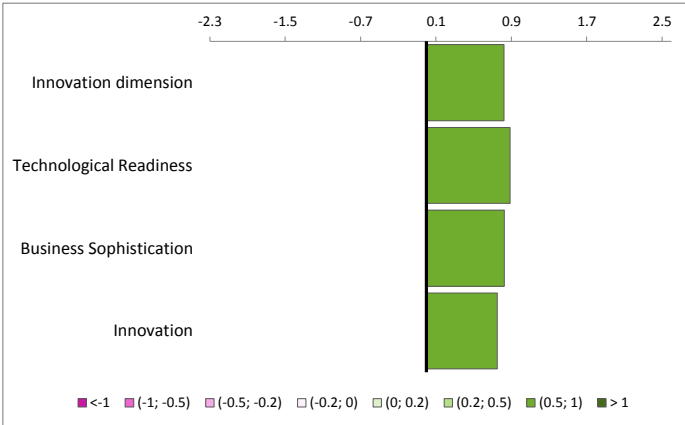
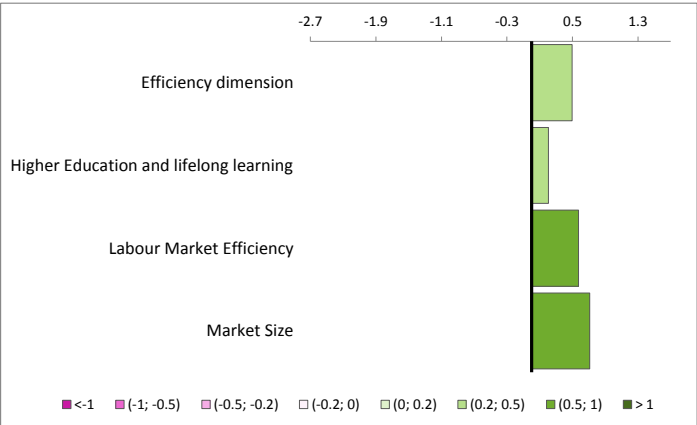
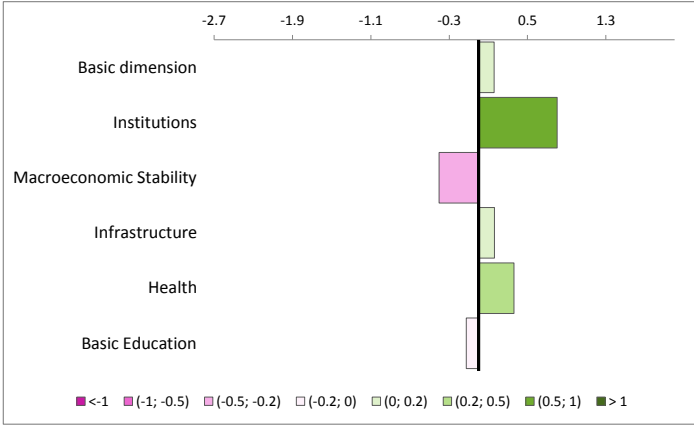
| | score (EU28=0) | peers comparison |
|--|-------------------|------------------|
| Efficiency dimension | 0.50 | |
| Higher Education and lifelong learning | 0.20 | |
| Labour Market Efficiency | 0.57 | |
| Market Size | 0.71 | |

| | score (EU28=0) | peers comparison |
|-------------------------|-------------------|------------------|
| Innovation dimension | 0.82 | |
| Technological Readiness | 0.89 | |
| Business Sophistication | 0.82 | |
| Innovation | 0.75 | |

Overperforming with respect to its peers

Similar to peers

Underperforming with respect to its peers



* Equal ranking is assigned if the difference in score is equal or below 0.1 on the 0-100 scale

Note: Macroeconomic Stability and Basic Education at the country level

| RCI 2019 | Score | Score 0-100 | Rank* | GDP per head PPS - EU28=100 | Value | Rank | Stage of development (1 = Lowest; 5 = Highest) | 4 |
|----------|-------|-------------|--------|-----------------------------|-------|---------|--|---|
| | 0.56 | 80.56 | 40/268 | | 94 | 117/268 | | |

Peer Regions: East Wales; Dresden; Pays de la Loire; East Anglia; Alsace; Cumbria; Midi-Pyrénées; Etelä-Suomi; Greater Manchester; Limburg; Illes Balears; Malta; La Rioja; Provence-Alpes-Côte d’Azur and Länsi-Suomi

| | score (EU28=0) | peers comparison |
|-------------------------|----------------|------------------|
| Basic dimension | 0.22 | |
| Institutions | 0.80 | |
| Macroeconomic Stability | -0.40 | |
| Infrastructure | 0.53 | |
| Health | 0.30 | |
| Basic Education | -0.13 | |

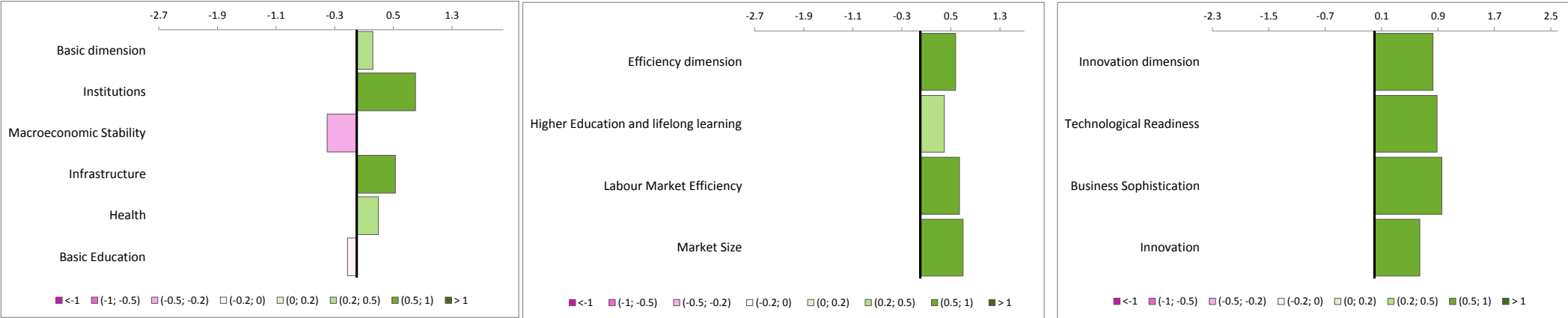
| | score (EU28=0) | peers comparison |
|--|----------------|------------------|
| Efficiency dimension | 0.58 | |
| Higher Education and lifelong learning | 0.39 | |
| Labour Market Efficiency | 0.64 | |
| Market Size | 0.70 | |

| | score (EU28=0) | peers comparison |
|-------------------------|----------------|------------------|
| Innovation dimension | 0.83 | |
| Technological Readiness | 0.89 | |
| Business Sophistication | 0.96 | |
| Innovation | 0.64 | |

Overperforming with respect to its peers

Similar to peers

Underperforming with respect to its peers



* Equal ranking is assigned if the difference in score is equal or below 0.1 on the 0-100 scale

Note: Macroeconomic Stability and Basic Education at the country level

| RCI 2019 | Score | Score 0-100 | Rank* | GDP per head PPS - EU28=100 | Value | Rank | Stage of development (1 = Lowest; 5 = Highest) | 2 |
|----------|-------|-------------|---------|-----------------------------|-------|---------|--|---|
| | 0.16 | 65.73 | 116/268 | | 71 | 199/268 | | |

Peer Regions: Castilla-La Mancha; Alentejo; Střední Morava; Śląskie; Guadeloupe; Basilicata; Tees Valley and Durham; Západné Slovensko; Nyugat-Dunántúl; Moravskoslezsko; Ciudad Autónoma de Ceuta; Região Autónoma da Madeira; Sardegna; Severovýchod and South Yorkshire

| | score (EU28=0) | peers comparison |
|-------------------------|----------------|------------------|
| Basic dimension | -0.06 | |
| Institutions | 0.80 | |
| Macroeconomic Stability | -0.40 | |
| Infrastructure | -0.87 | |
| Health | 0.31 | |
| Basic Education | -0.13 | |

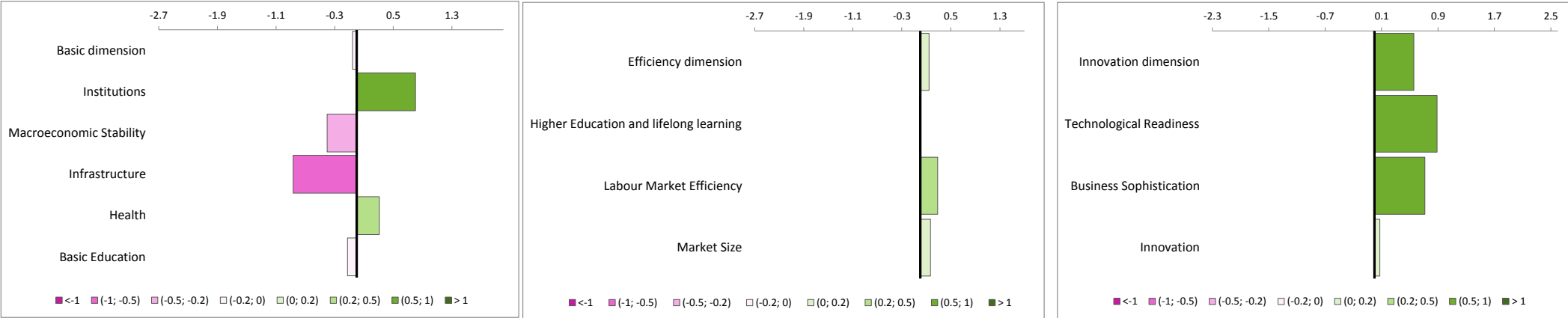
| | score (EU28=0) | peers comparison |
|--|----------------|------------------|
| Efficiency dimension | 0.15 | |
| Higher Education and lifelong learning | -0.01 | |
| Labour Market Efficiency | 0.28 | |
| Market Size | 0.17 | |

| | score (EU28=0) | peers comparison |
|-------------------------|----------------|------------------|
| Innovation dimension | 0.56 | |
| Technological Readiness | 0.89 | |
| Business Sophistication | 0.71 | |
| Innovation | 0.08 | |

Overperforming with respect to its peers

Similar to peers

Underperforming with respect to its peers



* Equal ranking is assigned if the difference in score is equal or below 0.1 on the 0-100 scale

Note: Macroeconomic Stability and Basic Education at the country level

| RCI 2019 | Score | Score 0-100 | Rank* | GDP per head PPS - EU28=100 | Value | Rank | Stage of development (1 = Lowest; 5 = Highest) | 4 |
|----------|-------|-------------|--------|-----------------------------|-------|---------|--|---|
| | 0.57 | 81.18 | 36/268 | | 99 | 100/268 | | |

Peer Regions: Aragón; Zahodna Slovenija; Leipzig; Norra Mellansverige; Área Metr. de Lisboa; Trier; Schleswig-Holstein; Highlands and Islands; Piemonte; Zeeland; Länsi-Suomi; Provence-Alpes-Côte d’Azur; La Rioja; Malta and Illes Balears

| | score (EU28=0) | peers comparison |
|-------------------------|----------------|------------------|
| Basic dimension | 0.24 | |
| Institutions | 0.92 | |
| Macroeconomic Stability | -0.40 | |
| Infrastructure | 0.52 | |
| Health | 0.32 | |
| Basic Education | -0.13 | |

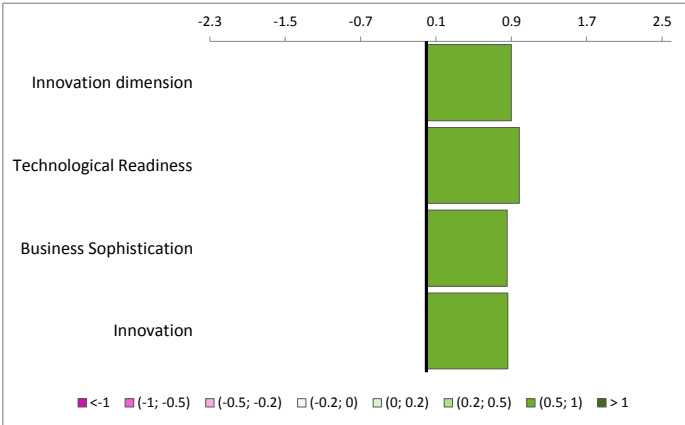
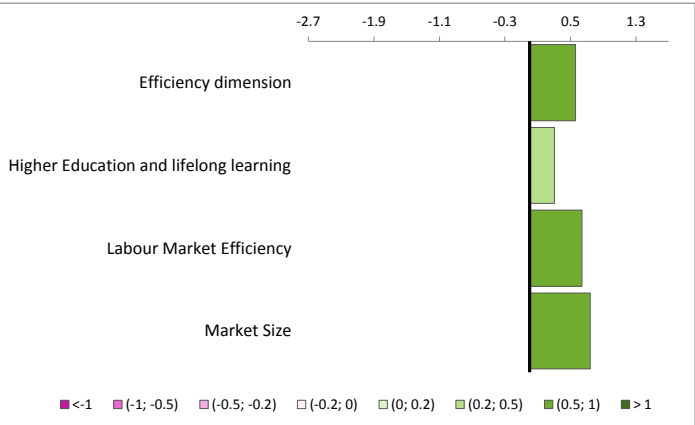
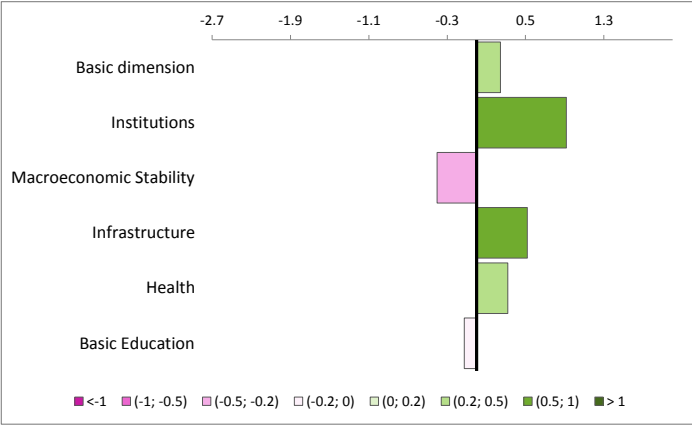
| | score (EU28=0) | peers comparison |
|--|----------------|------------------|
| Efficiency dimension | 0.56 | |
| Higher Education and lifelong learning | 0.30 | |
| Labour Market Efficiency | 0.64 | |
| Market Size | 0.74 | |

| | score (EU28=0) | peers comparison |
|-------------------------|----------------|------------------|
| Innovation dimension | 0.90 | |
| Technological Readiness | 0.99 | |
| Business Sophistication | 0.86 | |
| Innovation | 0.86 | |

Overperforming with respect to its peers

Similar to peers

Underperforming with respect to its peers



* Equal ranking is assigned if the difference in score is equal or below 0.1 on the 0-100 scale

Note: Macroeconomic Stability and Basic Education at the country level

| RCI 2019 | Score | Score 0-100 | Rank* | GDP per head PPS - EU28=100 | Value | Rank | Stage of development (1 = Lowest; 5 = Highest) | 3 |
|----------|-------|-------------|--------|-----------------------------|-------|---------|--|---|
| | 0.41 | 74.89 | 74/268 | | 78 | 172/268 | | |

Peer Regions: Franche-Comté; Yugozapaden; Languedoc-Roussillon; Picardie; Dolnośląskie; Limousin; Eesti; Principado de Asturias; Lorraine; Devon; Jihozápad; Martinique ; Comunidad Valenciana; Namur and East Yorkshire and Northern Lincolnshire

| | score (EU28=0) | peers comparison |
|-------------------------|----------------|------------------|
| Basic dimension | 0.17 | |
| Institutions | 0.92 | |
| Macroeconomic Stability | -0.40 | |
| Infrastructure | 0.31 | |
| Health | 0.14 | |
| Basic Education | -0.13 | |

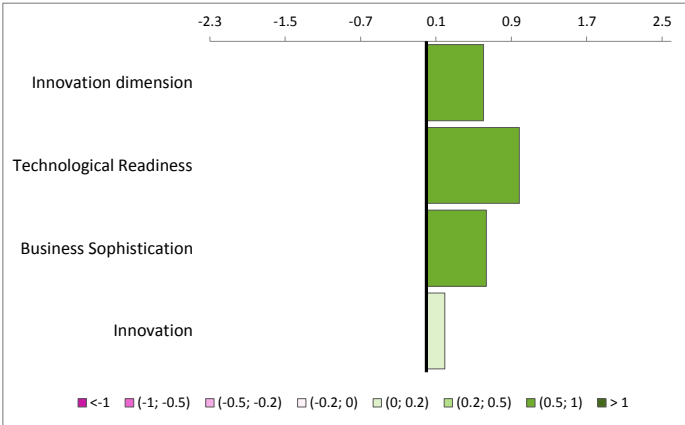
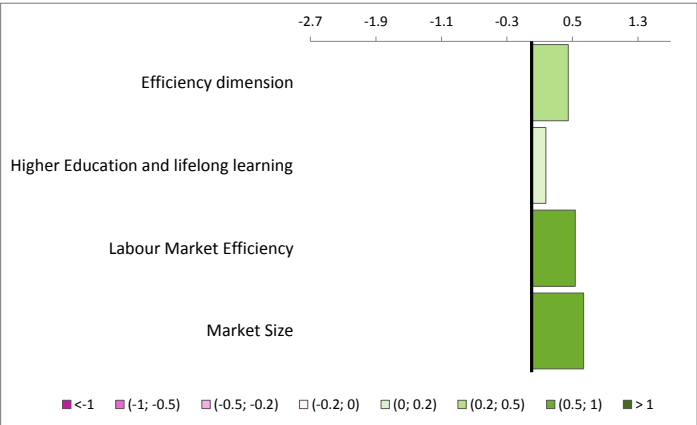
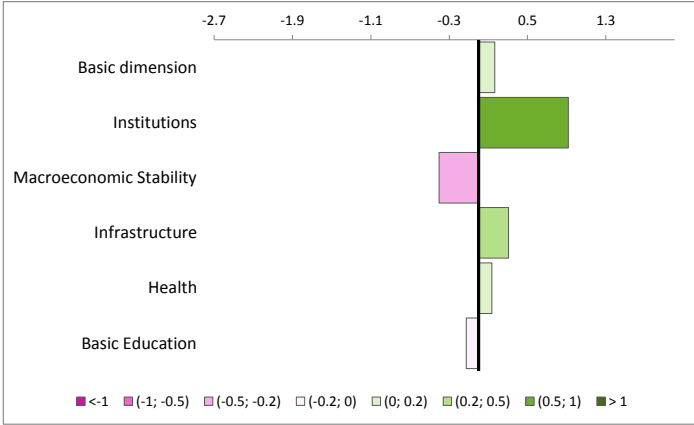
| | score (EU28=0) | peers comparison |
|--|----------------|------------------|
| Efficiency dimension | 0.45 | |
| Higher Education and lifelong learning | 0.18 | |
| Labour Market Efficiency | 0.53 | |
| Market Size | 0.63 | |

| | score (EU28=0) | peers comparison |
|-------------------------|----------------|------------------|
| Innovation dimension | 0.60 | |
| Technological Readiness | 0.99 | |
| Business Sophistication | 0.64 | |
| Innovation | 0.19 | |

Overperforming with respect to its peers

Similar to peers

Underperforming with respect to its peers



* Equal ranking is assigned if the difference in score is equal or below 0.1 on the 0-100 scale

Note: Macroeconomic Stability and Basic Education at the country level

| RCI 2019 | Score | Score 0-100 | Rank* | GDP per head PPS - EU28=100 | Value | Rank | Stage of development (1 = Lowest; 5 = Highest) | 3 |
|----------|-------|-------------|--------|-----------------------------|-------|---------|--|---|
| | 0.32 | 71.76 | 96/268 | | 89 | 131/268 | | |

Peer Regions: Friesland; Drenthe; Pohjois- ja Itä-Suomi; Haute-Normandie; Bretagne; Thüringen; West Yorkshire; Sjælland; Kent; Lüneburg; Burgenland; Chemnitz; North Yorkshire; Champagne-Ardenne and Marche

| | score (EU28=0) | peers comparison |
|-------------------------|----------------|------------------|
| Basic dimension | 0.27 | |
| Institutions | 0.92 | |
| Macroeconomic Stability | -0.40 | |
| Infrastructure | 1.01 | |
| Health | -0.08 | |
| Basic Education | -0.13 | |

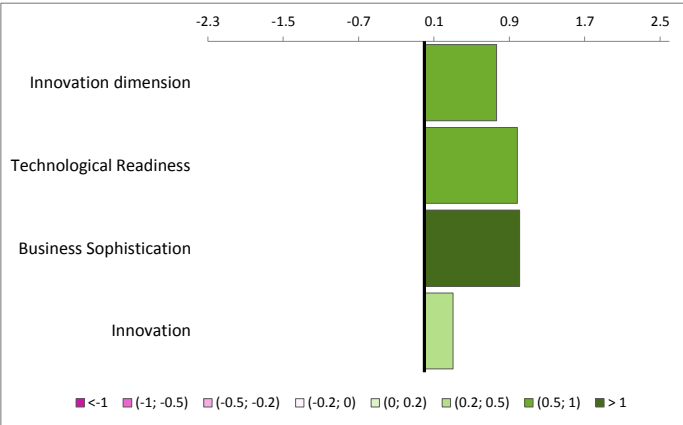
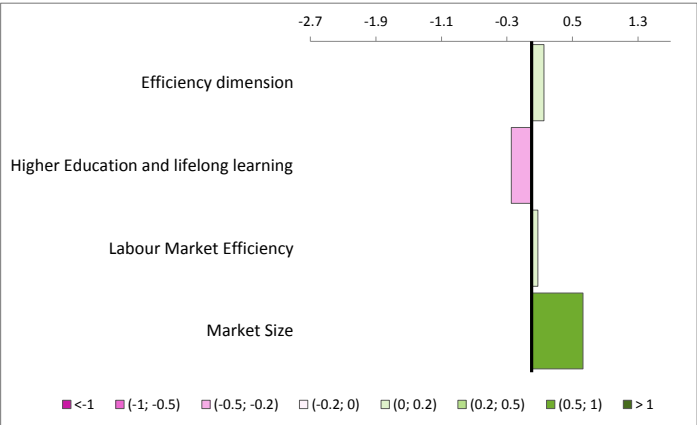
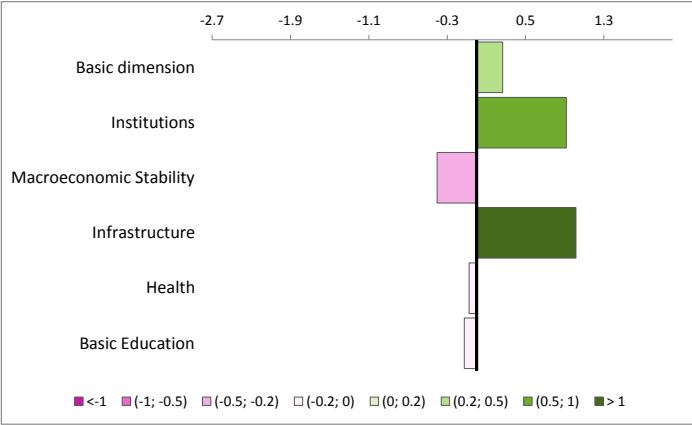
| | score (EU28=0) | peers comparison |
|--|----------------|------------------|
| Efficiency dimension | 0.15 | |
| Higher Education and lifelong learning | -0.25 | |
| Labour Market Efficiency | 0.08 | |
| Market Size | 0.63 | |

| | score (EU28=0) | peers comparison |
|-------------------------|----------------|------------------|
| Innovation dimension | 0.77 | |
| Technological Readiness | 0.99 | |
| Business Sophistication | 1.01 | |
| Innovation | 0.30 | |

Overperforming with respect to its peers

Similar to peers

Underperforming with respect to its peers



* Equal ranking is assigned if the difference in score is equal or below 0.1 on the 0-100 scale

Note: Macroeconomic Stability and Basic Education at the country level

| RCI 2019 | Score | Score 0-100 | Rank* | GDP per head PPS - EU28=100 | Value | Rank | Stage of development (1 = Lowest; 5 = Highest) | 4 |
|----------|-------|-------------|--------|-----------------------------|-------|---------|--|---|
| | 0.45 | 76.60 | 56/268 | | 95 | 114/268 | | |

Peer Regions: Dresden; East Wales; Leicestershire, Rutland and Northamptonshire; Alsace; Midi-Pyrénées; Etelä-Suomi; Pays de la Loire; Limburg; Illes Balears; Malta; La Rioja; Provence-Alpes-Côte d’Azur; Länsi-Suomi; Highlands and Islands and Cumbria

| | score (EU28=0) | peers comparison |
|-------------------------|----------------|------------------|
| Basic dimension | 0.14 | |
| Institutions | 0.89 | |
| Macroeconomic Stability | -0.40 | |
| Infrastructure | -0.21 | |
| Health | 0.53 | |
| Basic Education | -0.13 | |

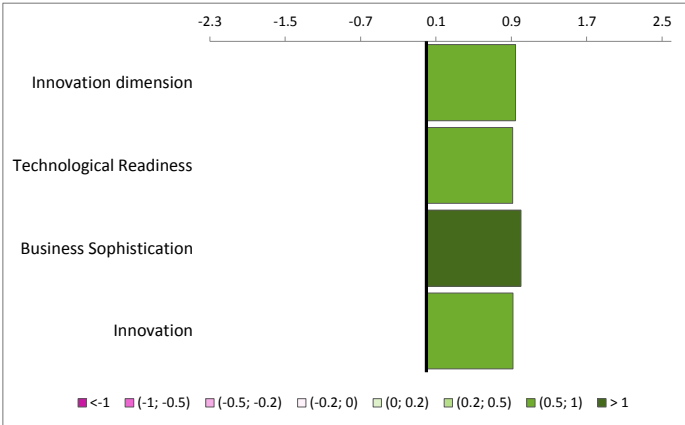
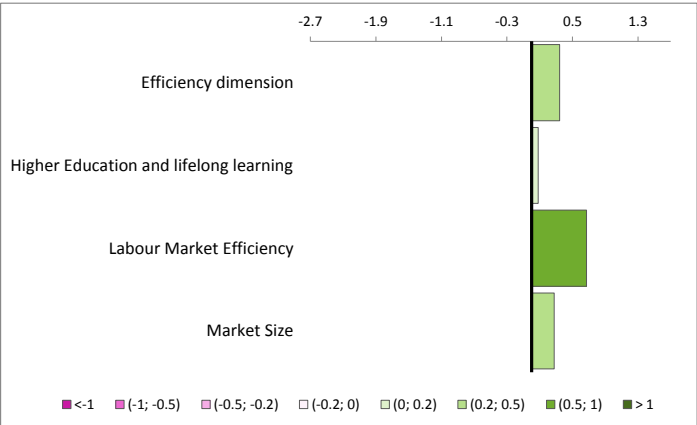
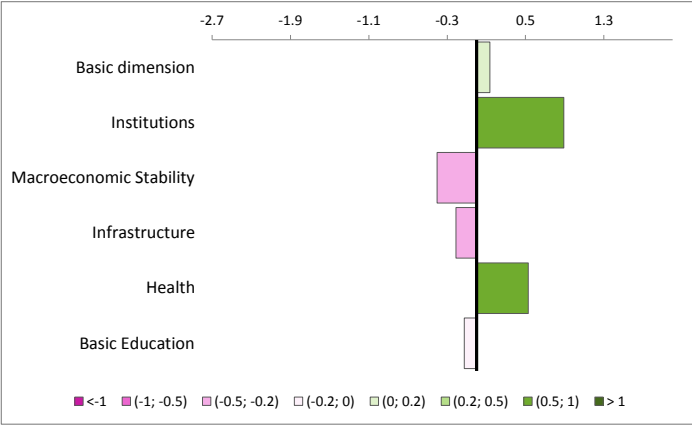
| | score (EU28=0) | peers comparison |
|--|----------------|------------------|
| Efficiency dimension | 0.34 | |
| Higher Education and lifelong learning | 0.08 | |
| Labour Market Efficiency | 0.67 | |
| Market Size | 0.28 | |

| | score (EU28=0) | peers comparison |
|-------------------------|----------------|------------------|
| Innovation dimension | 0.94 | |
| Technological Readiness | 0.91 | |
| Business Sophistication | 1.00 | |
| Innovation | 0.92 | |

Overperforming with respect to its peers

Similar to peers

Underperforming with respect to its peers













* Equal ranking is assigned if the difference in score is equal or below 0.1 on the 0-100 scale





Note: Macroeconomic Stability and Basic Education at the country level

| RCI 2019 | Score | Score 0-100 | Rank* | GDP per head PPS - EU28=100 | Value | Rank | Stage of development (1 = Lowest; 5 = Highest) | 5 |
|----------|-------|-------------|-------|--------------------------------|-------|--------|---|---|
| | 1.04 | 98.59 | 4/268 | | 148 | 20/268 | | |

Peer Regions: Warszawski stołeczny; Prov. Autonoma di Bolzano/Bozen; North Eastern Scotland; Salzburg; Helsinki-Uusimaa; Bremen; Utrecht; Vorarlberg; Antwerpen; București - Ilfov; Darmstadt; Amsterdam and its commuting zone; Bruxelles and its commuting zone; Tirol and Karlsruhe

| | score (EU28=0) | peers comparison |
|-------------------------|-------------------|---|
| Basic dimension | 0.41 |  |
| Institutions | 0.87 |  |
| Macroeconomic Stability | -0.40 |  |
| Infrastructure | 1.08 |  |
| Health | 0.62 |  |
| Basic Education | -0.13 |  |

| | score (EU28=0) | peers comparison |
|--|-------------------|---|
| Efficiency dimension | 1.04 |  |
| Higher Education and lifelong learning | 0.88 |  |
| Labour Market Efficiency | 0.92 |  |
| Market Size | 1.33 |  |

| | score (EU28=0) | peers comparison |
|-----------------------------|-------------------|---|
| Innovation dimension | 1.47 |  |
| Technological Readiness | 1.04 |  |
| Business Sophistication | 1.29 |  |
| Innovation | 2.07 |  |



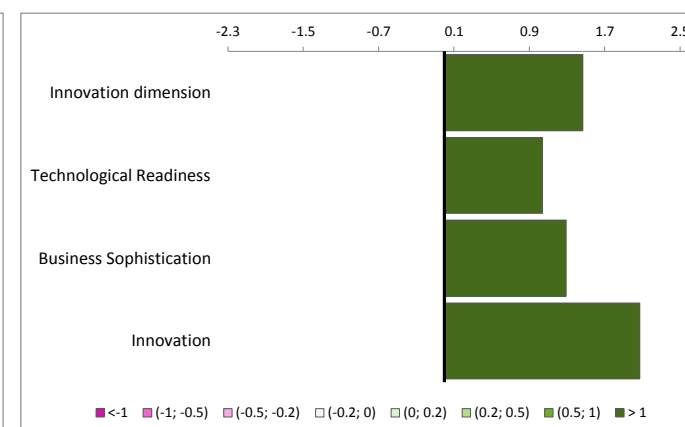
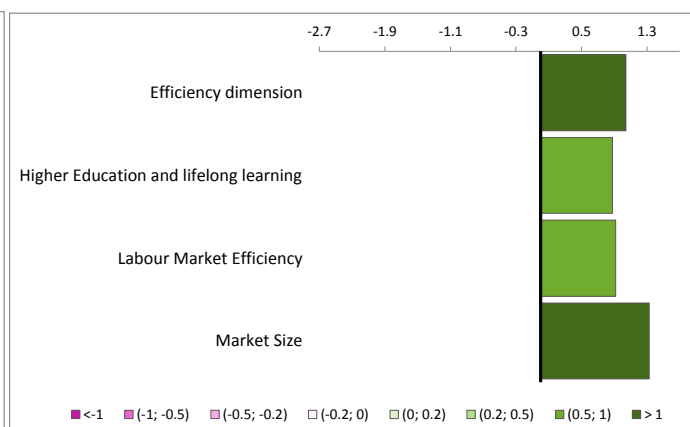
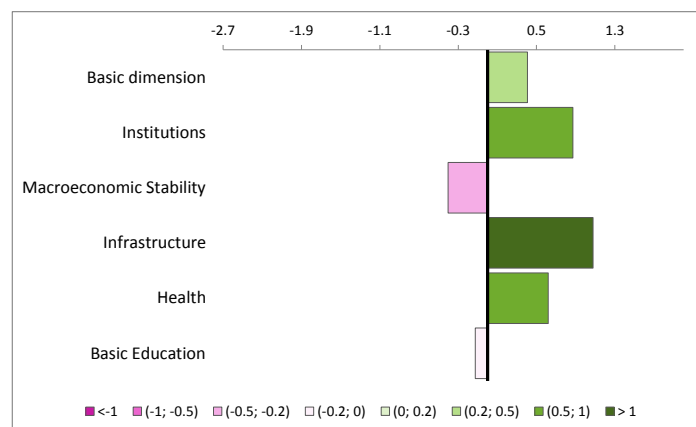
Overperforming with respect to its peers



Similar to peers



Underperforming with respect to its peers



* Equal ranking is assigned if the difference in score is equal or below 0.1 on the 0-100 scale

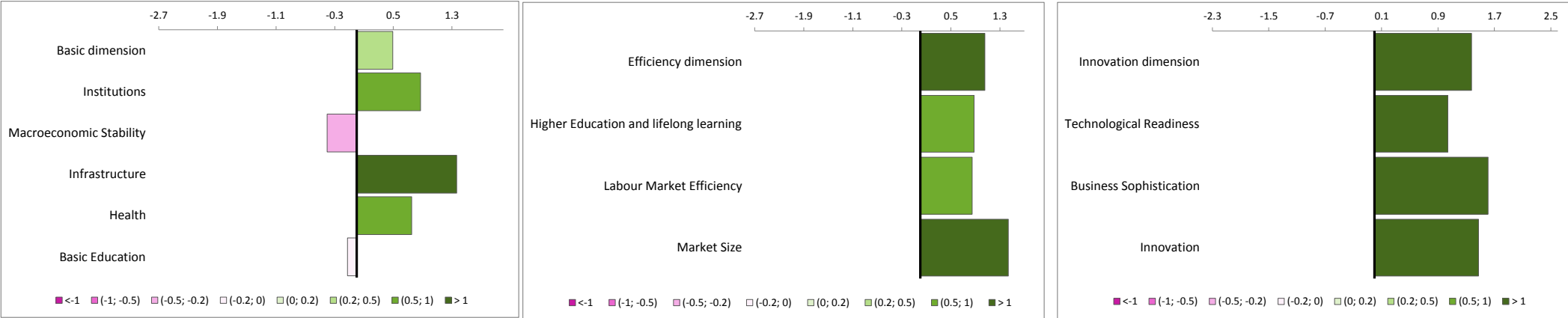
Note: Macroeconomic Stability and Basic Education at the country level

| RCI 2019 | Score | Score 0-100 | Rank* | GDP per head PPS - EU28=100 | Value | Rank | Stage of development (1 = Lowest; 5 = Highest) | 5 |
|----------|-------|-------------|-------|-----------------------------|-------|--------|--|---|
| | 1.04 | 98.38 | 5/268 | | 112 | 65/268 | | |

Peer Regions: Övre Norrland; Limburg; Saarland; Comunidad Foral de Navarra; Veneto; Midtjylland; Lazio; Weser-Ems; Sostinès regionas; Eastern Scotland; Syddanmark; Cataluña; Kassel; Gloucestershire, Wiltshire and Bristol/Bath area and Oost-Vlaanderen

| | score (EU28=0) | peers comparison | | score (EU28=0) | peers comparison | | score (EU28=0) | peers comparison |
|-------------------------|----------------|------------------|--|----------------|------------------|-------------------------|----------------|------------------|
| Basic dimension | 0.49 | | Efficiency dimension | 1.05 | | Innovation dimension | 1.37 | |
| Institutions | 0.87 | | Higher Education and lifelong learning | 0.88 | | Technological Readiness | 1.04 | |
| Macroeconomic Stability | -0.40 | | Labour Market Efficiency | 0.85 | | Business Sophistication | 1.61 | |
| Infrastructure | 1.36 | | Market Size | 1.44 | | Innovation | 1.47 | |
| Health | 0.75 | | | | | | | |
| Basic Education | -0.13 | | | | | | | |

| | |
|--|---|
| | Overperforming with respect to its peers |
| | Similar to peers |
| | Underperforming with respect to its peers |



* Equal ranking is assigned if the difference in score is equal or below 0.1 on the 0-100 scale

Note: Macroeconomic Stability and Basic Education at the country level

| RCI 2019 | Score | Score 0-100 | Rank* | GDP per head PPS - EU28=100 | Value | Rank | Stage of development (1 = Lowest; 5 = Highest) | 4 |
|----------|-------|-------------|--------|-----------------------------|-------|--------|--|---|
| | 0.78 | 88.71 | 15/268 | | 106 | 81/268 | | |

Peer Regions: Liguria; Koblenz; Overijssel; Berlin and its commuting zone; Östra Mellansverige; Nordjylland; Sydsverige; Gelderland; Småland med öarna; Kärnten; Arnsberg; Gießen; Münster; Friuli-Venezia Giulia and Rhône-Alpes

| | score (EU28=0) | peers comparison |
|-------------------------|----------------|------------------|
| Basic dimension | 0.36 | |
| Institutions | 0.87 | |
| Macroeconomic Stability | -0.40 | |
| Infrastructure | 0.86 | |
| Health | 0.60 | |
| Basic Education | -0.13 | |

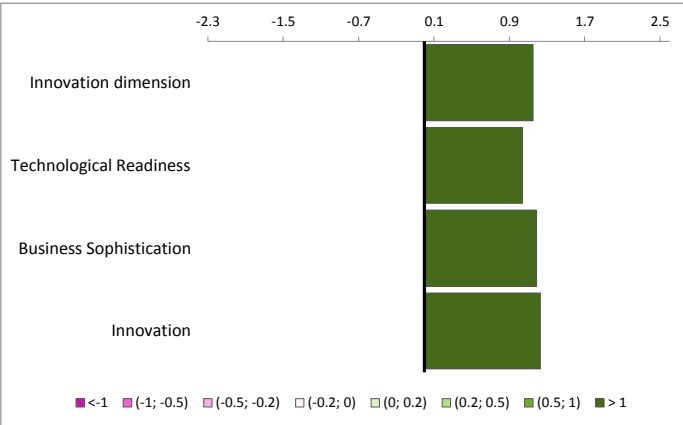
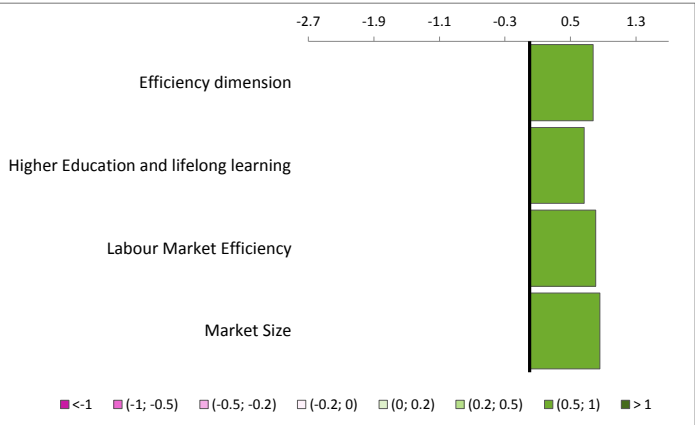
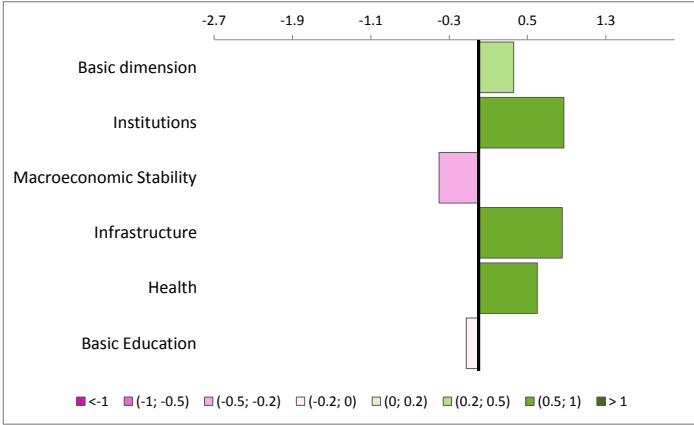
| | score (EU28=0) | peers comparison |
|--|----------------|------------------|
| Efficiency dimension | 0.78 | |
| Higher Education and lifelong learning | 0.67 | |
| Labour Market Efficiency | 0.81 | |
| Market Size | 0.86 | |

| | score (EU28=0) | peers comparison |
|-------------------------|----------------|------------------|
| Innovation dimension | 1.15 | |
| Technological Readiness | 1.04 | |
| Business Sophistication | 1.19 | |
| Innovation | 1.23 | |

Overperforming with respect to its peers

Similar to peers

Underperforming with respect to its peers



* Equal ranking is assigned if the difference in score is equal or below 0.1 on the 0-100 scale

Note: Macroeconomic Stability and Basic Education at the country level

| RCI 2019 | Score | Score 0-100 | Rank* | GDP per head PPS - EU28=100 | Value | Rank | Stage of development (1 = Lowest; 5 = Highest) | 3 | |
|----------|-------|-------------|--------|-----------------------------|-------|---------|--|---|--|
| | 0.65 | 83.90 | 26/268 | | 88 | 136/268 | | | |

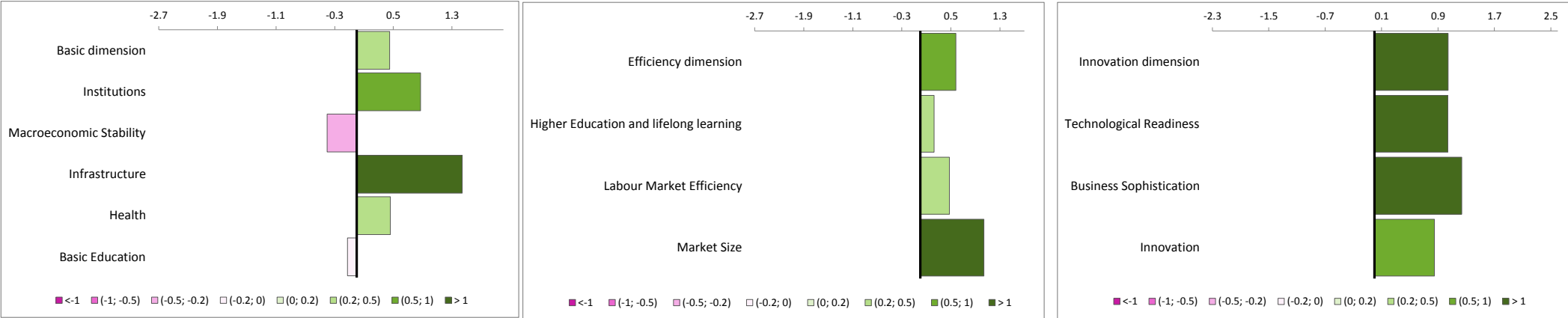
Peer Regions: Sjælland; Lüneburg; Chemnitz; Bretagne; Drenthe; Friesland; Champagne-Ardenne; West Midlands; Pohjois- ja Itä-Suomi; Haute-Normandie; Thüringen; West Yorkshire; Sachsen-Anhalt; Centre - Val de Loire and Burgenland

| | score (EU28=0) | peers comparison | | score (EU28=0) | peers comparison | | score (EU28=0) | peers comparison |
|-------------------------|----------------|------------------|--|----------------|------------------|-------------------------|----------------|------------------|
| Basic dimension | 0.45 | | Efficiency dimension | 0.58 | | Innovation dimension | 1.04 | |
| Institutions | 0.87 | | Higher Education and lifelong learning | 0.23 | | Technological Readiness | 1.04 | |
| Macroeconomic Stability | -0.40 | | Labour Market Efficiency | 0.48 | | Business Sophistication | 1.24 | |
| Infrastructure | 1.44 | | Market Size | 1.04 | | Innovation | 0.85 | |
| Health | 0.46 | | | | | | | |
| Basic Education | -0.13 | | | | | | | |

Overperforming with respect to its peers

Similar to peers

Underperforming with respect to its peers



* Equal ranking is assigned if the difference in score is equal or below 0.1 on the 0-100 scale

Note: Macroeconomic Stability and Basic Education at the country level

| RCI 2019 | Score | Score 0-100 | Rank* | GDP per head PPS - EU28=100 | Value | Rank | Stage of development (1 = Lowest; 5 = Highest) | 4 | |
|----------|-------|-------------|--------|-----------------------------|-------|--------|--|---|--|
| | 0.71 | 86.14 | 22/268 | | 109 | 73/268 | | | |

Peer Regions: Oost-Vlaanderen; Cataluña; Arnsberg; Kärnten; Eastern Scotland; Sostinès regions; Gelderland; Nordjylland; Weser-Ems; Lazio; Veneto; Koblenz; Liguria; Hampshire and Isle of Wight and Övre Norrland

| | score (EU28=0) | peers comparison |
|-------------------------|----------------|------------------|
| Basic dimension | 0.28 | |
| Institutions | 0.91 | |
| Macroeconomic Stability | -0.40 | |
| Infrastructure | 0.43 | |
| Health | 0.57 | |
| Basic Education | -0.13 | |

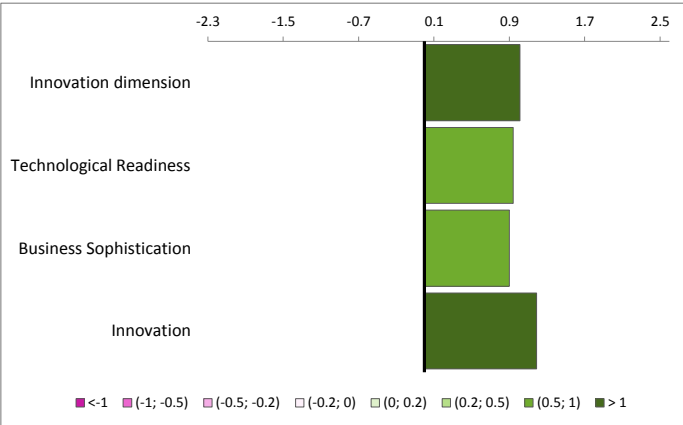
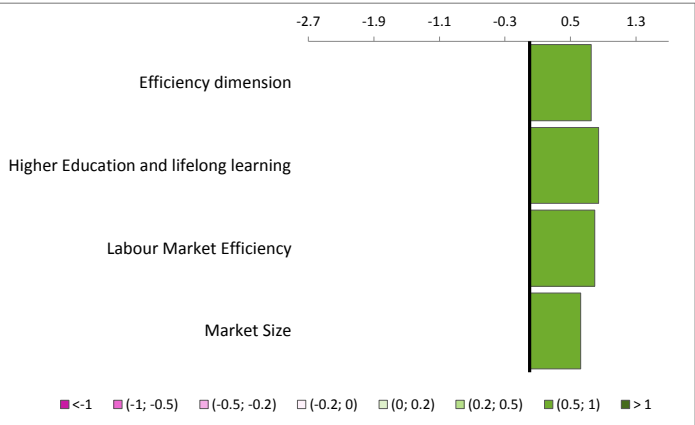
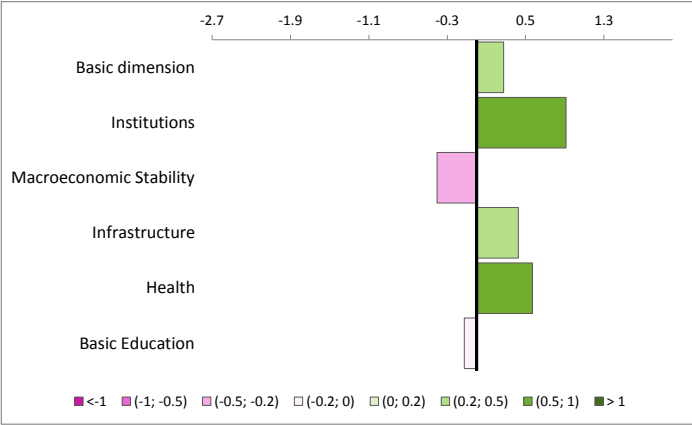
| | score (EU28=0) | peers comparison |
|--|----------------|------------------|
| Efficiency dimension | 0.75 | |
| Higher Education and lifelong learning | 0.84 | |
| Labour Market Efficiency | 0.80 | |
| Market Size | 0.62 | |

| | score (EU28=0) | peers comparison |
|-------------------------|----------------|------------------|
| Innovation dimension | 1.01 | |
| Technological Readiness | 0.94 | |
| Business Sophistication | 0.90 | |
| Innovation | 1.19 | |

Overperforming with respect to its peers

Similar to peers

Underperforming with respect to its peers













* Equal ranking is assigned if the difference in score is equal or below 0.1 on the 0-100 scale





Note: Macroeconomic Stability and Basic Education at the country level

| RCI 2019 | Score | Score 0-100 | Rank* | GDP per head PPS - EU28=100 | Value | Rank | Stage of development (1 = Lowest; 5 = Highest) | 3 |
|----------|-------|-------------|--------|--------------------------------|-------|---------|---|---|
| | 0.47 | 77.28 | 54/268 | | 83 | 156/268 | | |

Peer Regions: Derbyshire and Nottinghamshire; Mecklenburg-Vorpommern; Abruzzo; Umbria; Auvergne; Kýpros; Basse-Normandie ; Poitou-Charentes; Cantabria; Northern Ireland; Liège; Nord-Pas de Calais; Northumberland and Tyne and Wear; Northern and Western and Bourgogne

| | score (EU28=0) | peers comparison |
|-------------------------|-------------------|---|
| Basic dimension | 0.11 |  |
| Institutions | 0.91 |  |
| Macroeconomic Stability | -0.40 |  |
| Infrastructure | -0.36 |  |
| Health | 0.53 |  |
| Basic Education | -0.13 |  |

| | score (EU28=0) | peers comparison |
|--|-------------------|---|
| Efficiency dimension | 0.54 |  |
| Higher Education and lifelong learning | 0.63 |  |
| Labour Market Efficiency | 0.70 |  |
| Market Size | 0.30 |  |

| | score (EU28=0) | peers comparison |
|-----------------------------|-------------------|---|
| Innovation dimension | 0.74 |  |
| Technological Readiness | 0.94 |  |
| Business Sophistication | 0.66 |  |
| Innovation | 0.63 |  |



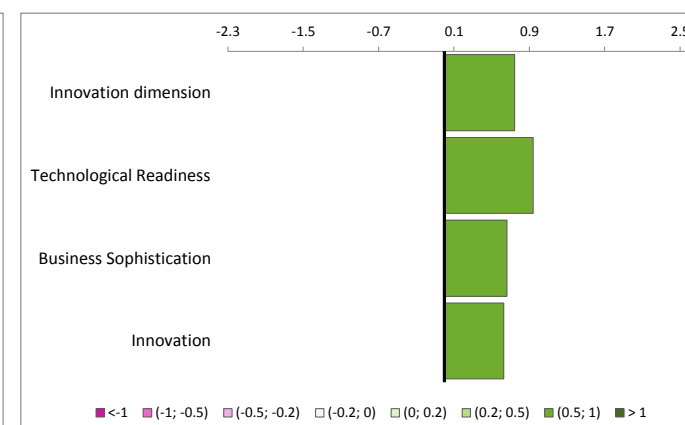
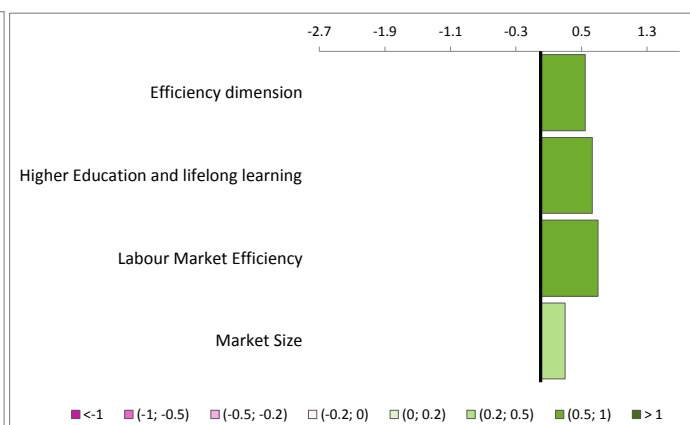
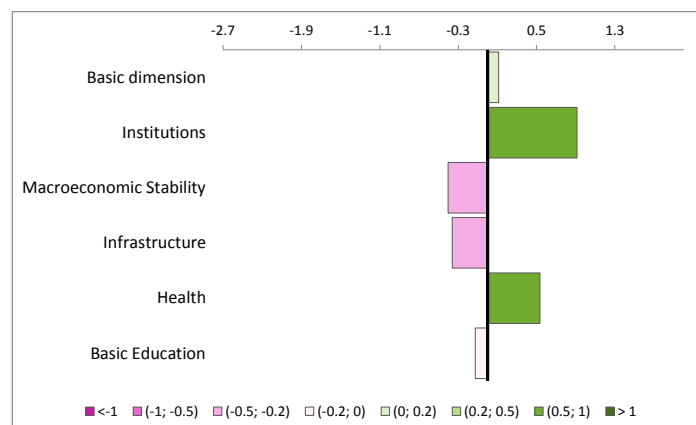
Overperforming with respect to its peers



Similar to peers



Underperforming with respect to its peers



* Equal ranking is assigned if the difference in score is equal or below 0.1 on the 0-100 scale

Note: Macroeconomic Stability and Basic Education at the country level

| RCI 2019 | Score | Score 0-100 | Rank* | GDP per head PPS - EU28=100 | Value | Rank | Stage of development (1 = Lowest; 5 = Highest) | 2 | |
|----------|-------|-------------|---------|-----------------------------|-------|---------|--|---|--|
| | 0.14 | 65.00 | 118/268 | | 69 | 204/268 | | | |

Peer Regions: La Réunion; Vzhodna Slovenija; Região Autónoma dos Açores; Sardegna; Andalucía; Západne Slovensko; Pomorskie; Molise; West Wales and The Valleys; Castilla-La Mancha; Lincolnshire; Ciudad Autónoma de Melilla; Centro; Alentejo and Střední Morava

| | score (EU28=0) | peers comparison |
|-------------------------|----------------|------------------|
| Basic dimension | 0.06 | |
| Institutions | 0.91 | |
| Macroeconomic Stability | -0.40 | |
| Infrastructure | -0.52 | |
| Health | 0.41 | |
| Basic Education | -0.13 | |

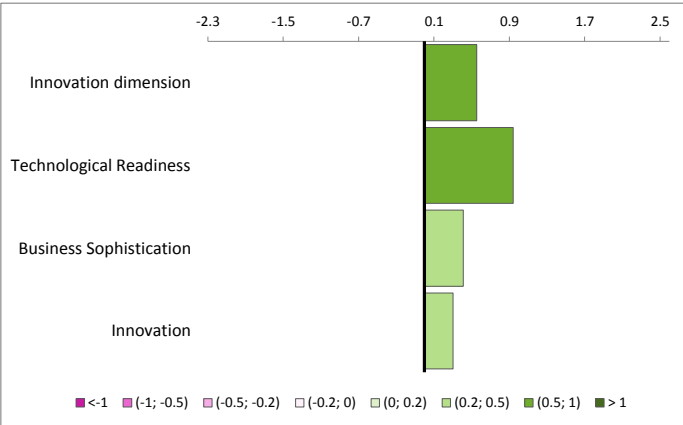
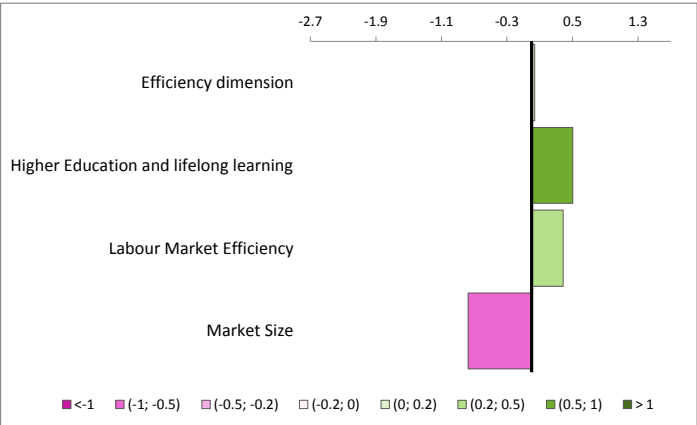
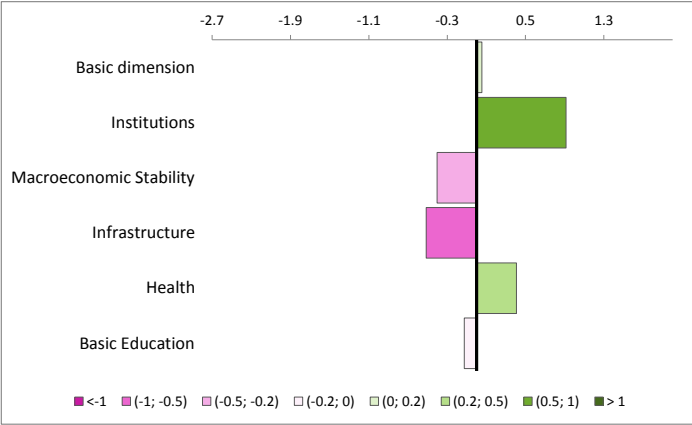
| | score (EU28=0) | peers comparison |
|--|----------------|------------------|
| Efficiency dimension | 0.04 | |
| Higher Education and lifelong learning | 0.50 | |
| Labour Market Efficiency | 0.39 | |
| Market Size | -0.77 | |

| | score (EU28=0) | peers comparison |
|-------------------------|----------------|------------------|
| Innovation dimension | 0.55 | |
| Technological Readiness | 0.94 | |
| Business Sophistication | 0.41 | |
| Innovation | 0.30 | |

Overperforming with respect to its peers

Similar to peers

Underperforming with respect to its peers



* Equal ranking is assigned if the difference in score is equal or below 0.1 on the 0-100 scale

Note: Macroeconomic Stability and Basic Education at the country level

| RCI 2019 | Score | Score 0-100 | Rank* | GDP per head PPS - EU28=100 | Value | Rank | Stage of development (1 = Lowest; 5 = Highest) | 3 |
|----------|-------|-------------|--------|--------------------------------|-------|---------|---|---|
| | 0.33 | 72.10 | 95/268 | | 79 | 168/268 | | |

Peer Regions: Principado de Asturias; Limousin; Comunidad Valenciana; Namur; East Yorkshire and Northern Lincolnshire; Franche-Comté; Merseyside; Galicia; Shropshire and Staffordshire; Jihovýchod; Algarve; Yugozapaden; Languedoc-Roussillon; Northern Ireland and Picardie

| | score (EU28=0) | peers comparison |
|-------------------------|-------------------|------------------|
| Basic dimension | 0.11 | |
| Institutions | 0.91 | |
| Macroeconomic Stability | -0.40 | |
| Infrastructure | -0.39 | |
| Health | 0.56 | |
| Basic Education | -0.13 | |

| | score (EU28=0) | peers comparison |
|--|-------------------|------------------|
| Efficiency dimension | 0.31 | |
| Higher Education and lifelong learning | 0.70 | |
| Labour Market Efficiency | 0.49 | |
| Market Size | -0.26 | |

| | score (EU28=0) | peers comparison |
|-----------------------------|-------------------|------------------|
| Innovation dimension | 0.65 | |
| Technological Readiness | 0.94 | |
| Business Sophistication | 0.39 | |
| Innovation | 0.61 | |



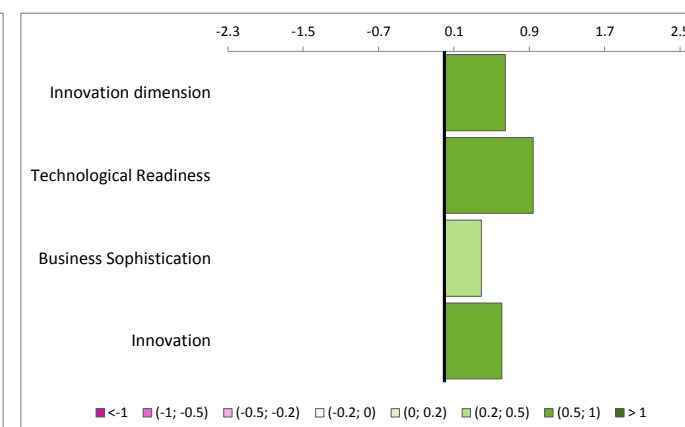
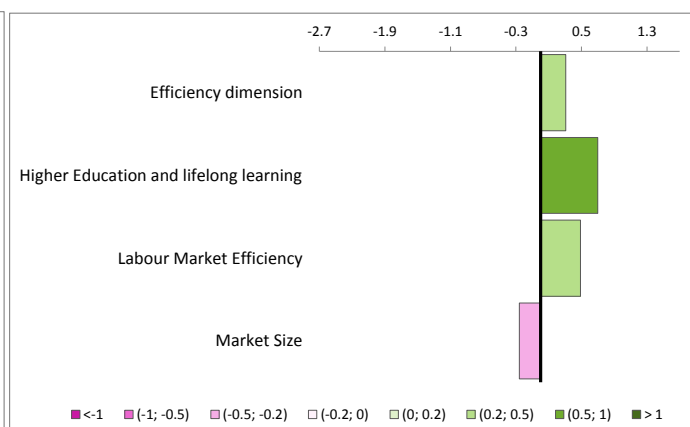
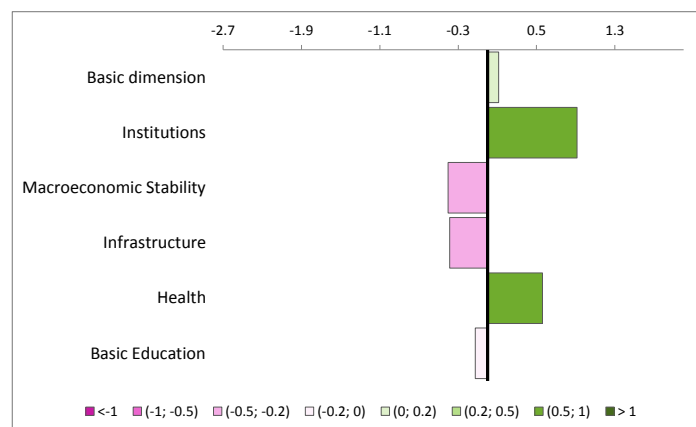
Overperforming with respect to its peers



Similar to peers



Underperforming with respect to its peers



* Equal ranking is assigned if the difference in score is equal or below 0.1 on the 0-100 scale

Note: Macroeconomic Stability and Basic Education at the country level

| RCI 2019 | Score | Score 0-100 | Rank* | GDP per head PPS - EU28=100 | Value | Rank | Stage of development (1 = Lowest; 5 = Highest) | 2 |
|----------|-------|-------------|---------|-----------------------------|-------|---------|--|---|
| | 0.10 | 63.48 | 125/268 | | 67 | 210/268 | | |

Peer Regions: Molise; Pomorskie; Ciudad Autónoma de Melilla; Centro; Andalucía; Região Autónoma dos Açores; Vzhodna Slovenija; Cornwall and Isles of Scilly; La Réunion; Norte; Latvija; Łódzkie; Sardegna; Southern Scotland and Západoé Slovensko

| | score (EU28=0) | peers comparison |
|-------------------------|----------------|------------------|
| Basic dimension | 0.01 | |
| Institutions | 0.88 | |
| Macroeconomic Stability | -0.40 | |
| Infrastructure | -0.51 | |
| Health | 0.22 | |
| Basic Education | -0.13 | |

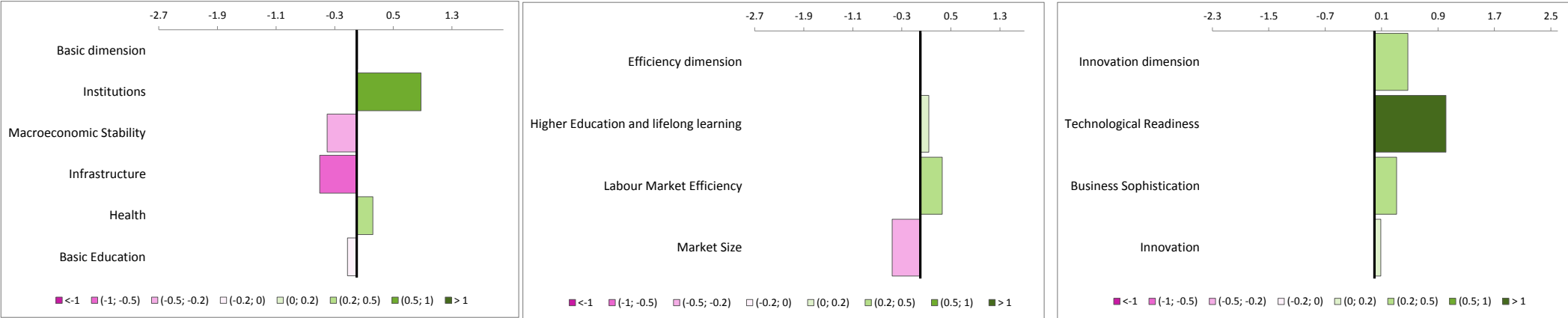
| | score (EU28=0) | peers comparison |
|--|----------------|------------------|
| Efficiency dimension | 0.01 | |
| Higher Education and lifelong learning | 0.14 | |
| Labour Market Efficiency | 0.36 | |
| Market Size | -0.46 | |

| | score (EU28=0) | peers comparison |
|-------------------------|----------------|------------------|
| Innovation dimension | 0.47 | |
| Technological Readiness | 1.01 | |
| Business Sophistication | 0.31 | |
| Innovation | 0.09 | |

Overperforming with respect to its peers

Similar to peers

Underperforming with respect to its peers



* Equal ranking is assigned if the difference in score is equal or below 0.1 on the 0-100 scale

Note: Macroeconomic Stability and Basic Education at the country level

| RCI 2019 | Score | Score 0-100 | Rank* | GDP per head PPS - EU28=100 | Value | Rank | Stage of development (1 = Lowest; 5 = Highest) | 4 |
|----------|-------|-------------|--------|-----------------------------|-------|---------|--|---|
| | 0.42 | 75.45 | 70/268 | | 95 | 116/268 | | |

Peer Regions: Dresden; Leicestershire, Rutland and Northamptonshire; East Anglia; Pays de la Loire; Alsace; Midi-Pyrénées; Etelä-Suomi; Limburg; Illes Balears; Malta; Cumbria; La Rioja; Provence-Alpes-Côte d’Azur; Länsi-Suomi and Greater Manchester

| | score (EU28=0) | peers comparison |
|-------------------------|----------------|------------------|
| Basic dimension | 0.12 | |
| Institutions | 0.88 | |
| Macroeconomic Stability | -0.40 | |
| Infrastructure | -0.08 | |
| Health | 0.32 | |
| Basic Education | -0.13 | |

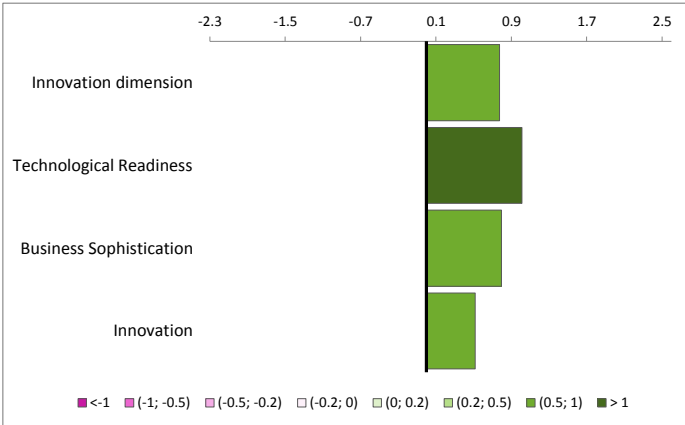
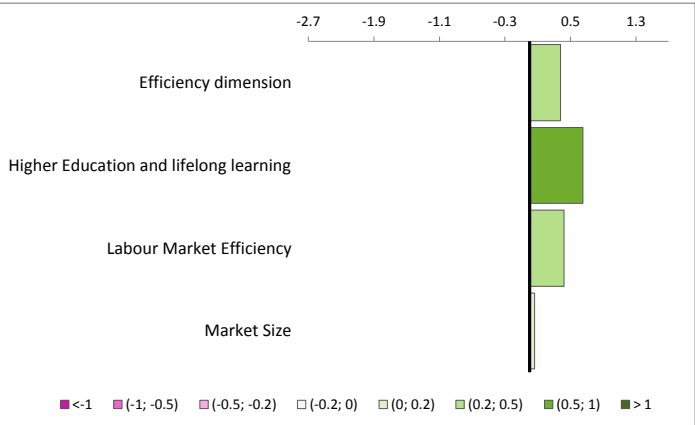
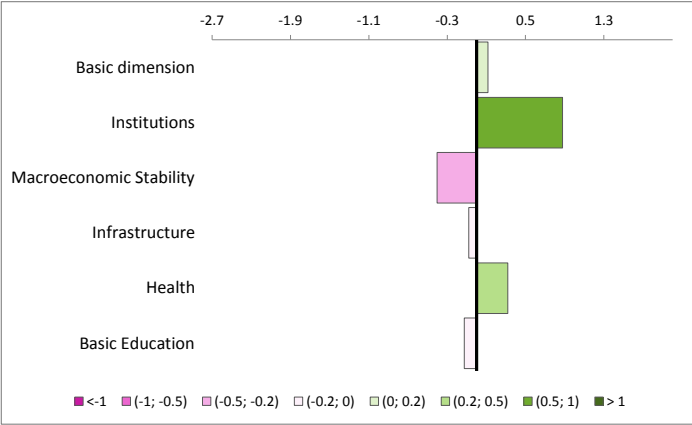
| | score (EU28=0) | peers comparison |
|--|----------------|------------------|
| Efficiency dimension | 0.38 | |
| Higher Education and lifelong learning | 0.65 | |
| Labour Market Efficiency | 0.42 | |
| Market Size | 0.06 | |

| | score (EU28=0) | peers comparison |
|-------------------------|----------------|------------------|
| Innovation dimension | 0.78 | |
| Technological Readiness | 1.01 | |
| Business Sophistication | 0.80 | |
| Innovation | 0.52 | |

Overperforming with respect to its peers

Similar to peers

Underperforming with respect to its peers



* Equal ranking is assigned if the difference in score is equal or below 0.1 on the 0-100 scale

Note: Macroeconomic Stability and Basic Education at the country level

| RCI 2019 | Score | Score 0-100 | Rank* | GDP per head PPS - EU28=100 | Value | Rank | Stage of development (1 = Lowest; 5 = Highest) | 5 |
|----------|-------|-------------|--------|--------------------------------|-------|--------|---|---|
| | 0.41 | 75.21 | 73/268 | | 152 | 18/268 | | |

Peer Regions: Salzburg; Warszawski stołeczny; Bremen; Berkshire, Buckinghamshire and Oxfordshire; Utrecht; Darmstadt; Amsterdam and its commuting zone; Bruxelles and its commuting zone; Prov. Autonoma di Bolzano/Bozen; Stuttgart; Helsinki-Uusimaa; London and its commuting zone; Vorarlberg; Antwerpen and Hovedstaden

| | score (EU28=0) | peers comparison |
|-------------------------|-------------------|------------------|
| Basic dimension | 0.01 | |
| Institutions | 0.84 | |
| Macroeconomic Stability | -0.40 | |
| Infrastructure | -0.52 | |
| Health | 0.26 | |
| Basic Education | -0.13 | |

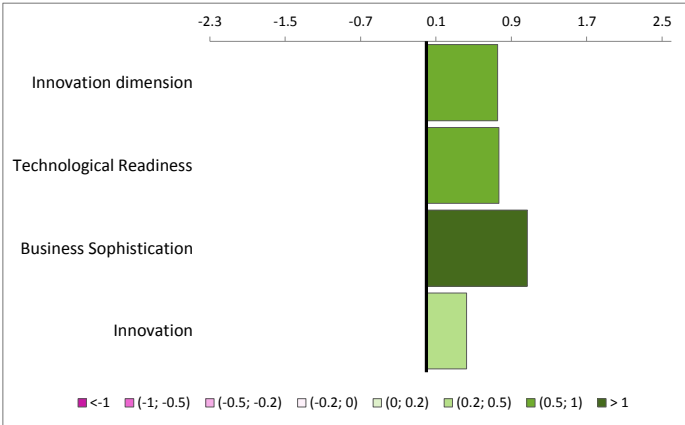
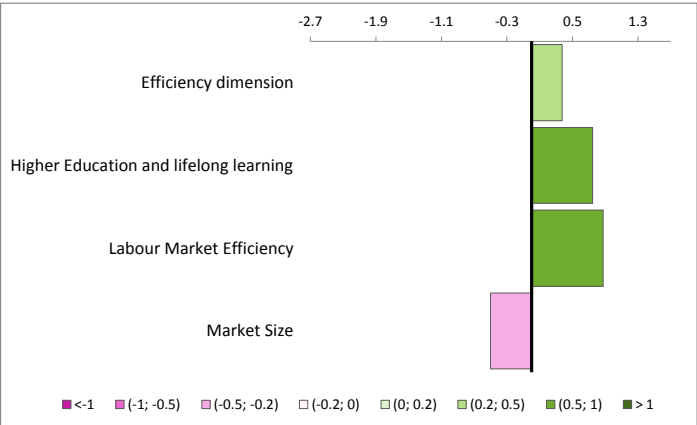
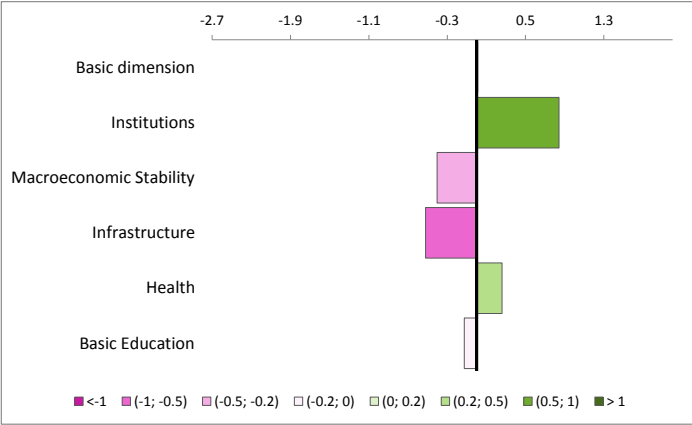
| | score (EU28=0) | peers comparison |
|--|-------------------|------------------|
| Efficiency dimension | 0.37 | |
| Higher Education and lifelong learning | 0.75 | |
| Labour Market Efficiency | 0.87 | |
| Market Size | -0.50 | |

| | score (EU28=0) | peers comparison |
|-------------------------|-------------------|------------------|
| Innovation dimension | 0.75 | |
| Technological Readiness | 0.77 | |
| Business Sophistication | 1.07 | |
| Innovation | 0.42 | |

Overperforming with respect to its peers

Similar to peers

Underperforming with respect to its peers



* Equal ranking is assigned if the difference in score is equal or below 0.1 on the 0-100 scale

Note: Macroeconomic Stability and Basic Education at the country level

| RCI 2019 | Score | Score 0-100 | Rank* | GDP per head PPS - EU28=100 | Value | Rank | Stage of development (1 = Lowest; 5 = Highest) | 4 |
|----------|-------|-------------|---------|--------------------------------|-------|---------|---|---|
| | -0.08 | 56.88 | 147/268 | | 97 | 104/268 | | |

Peer Regions: Trier; Länsi-Suomi; Provence-Alpes-Côte d'Azur; La Rioja; Malta; Illes Balears; Limburg; Etelä-Suomi; Midi-Pyrénées; Alsace; Norra Mellansverige; East Anglia; Zahodna Slovenija; Dresden and Herefordshire, Worcestershire and Warwickshire

| | score (EU28=0) | peers comparison |
|-------------------------|-------------------|------------------|
| Basic dimension | -0.14 | |
| Institutions | 0.84 | |
| Macroeconomic Stability | -0.40 | |
| Infrastructure | -1.26 | |
| Health | 0.24 | |
| Basic Education | -0.13 | |

| | score (EU28=0) | peers comparison |
|--|-------------------|------------------|
| Efficiency dimension | -0.27 | |
| Higher Education and lifelong learning | 0.49 | |
| Labour Market Efficiency | 0.46 | |
| Market Size | -1.75 | |

| | score (EU28=0) | peers comparison |
|-----------------------------|-------------------|------------------|
| Innovation dimension | 0.34 | |
| Technological Readiness | 0.77 | |
| Business Sophistication | 0.26 | |
| Innovation | -0.01 | |



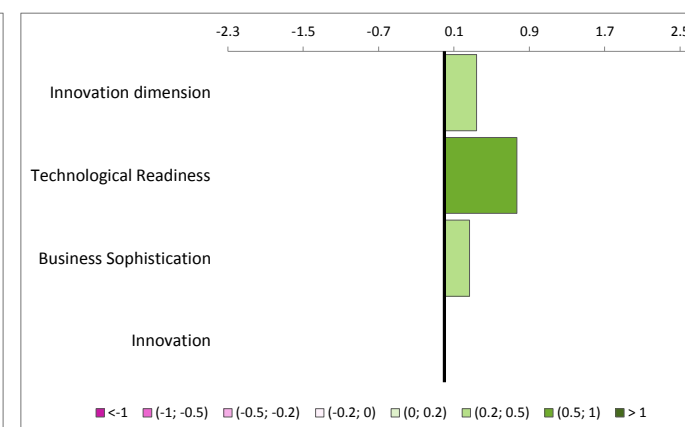
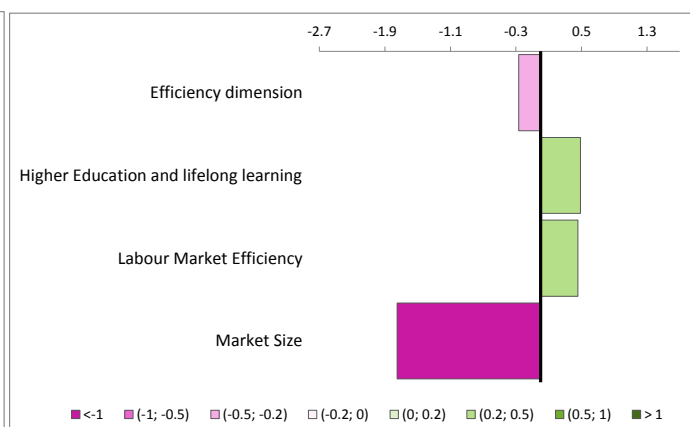
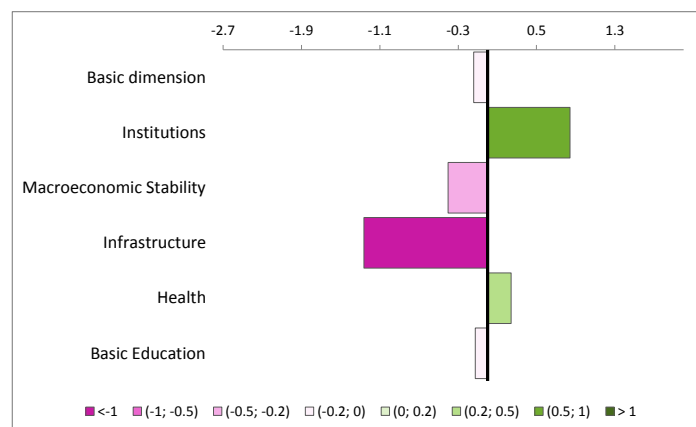
Overperforming with respect to its peers



Similar to peers



Underperforming with respect to its peers



* Equal ranking is assigned if the difference in score is equal or below 0.1 on the 0-100 scale

Note: Macroeconomic Stability and Basic Education at the country level

| RCI 2019 | Score | Score 0-100 | Rank* | GDP per head PPS - EU28=100 | Value | Rank | Stage of development (1 = Lowest; 5 = Highest) | 4 |
|----------|-------|-------------|--------|-----------------------------|-------|--------|--|---|
| | 0.48 | 77.83 | 52/268 | | 109 | 71/268 | | |

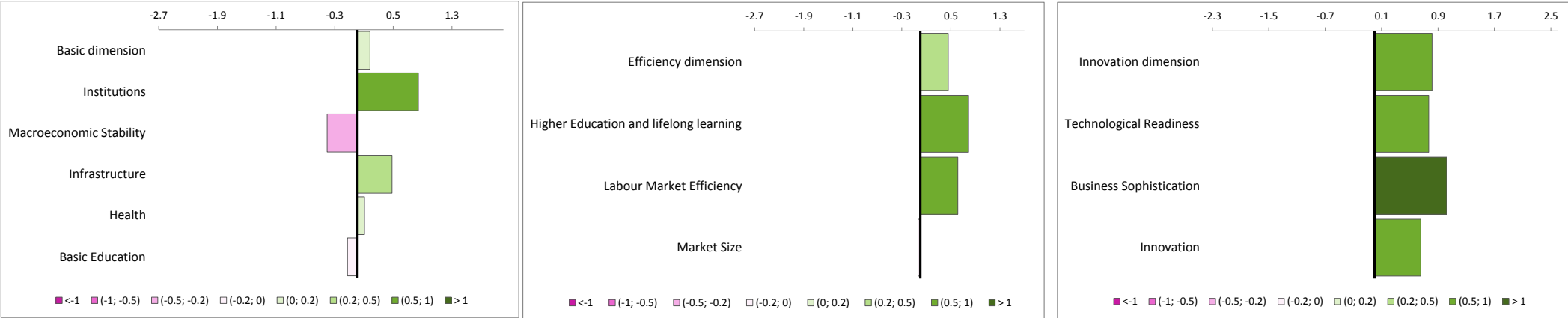
Peer Regions: Sostinès regionas; Catalu a; Gloucestershire, Wiltshire and Bristol/Bath area; Oost-Vlaanderen; Weser-Ems; Lazio; Veneto; Arnsberg; K rnten;  vre Norrland; Gelderland; Nordjylland; Surrey, East and West Sussex; Koblenz and Limburg

| | score (EU28=0) | peers comparison |
|-------------------------|----------------|------------------|
| Basic dimension | 0.18 | |
| Institutions | 0.84 | |
| Macroeconomic Stability | -0.40 | |
| Infrastructure | 0.48 | |
| Health | 0.11 | |
| Basic Education | -0.13 | |

| | score (EU28=0) | peers comparison |
|--|----------------|------------------|
| Efficiency dimension | 0.46 | |
| Higher Education and lifelong learning | 0.79 | |
| Labour Market Efficiency | 0.61 | |
| Market Size | -0.04 | |

| | score (EU28=0) | peers comparison |
|-------------------------|----------------|------------------|
| Innovation dimension | 0.82 | |
| Technological Readiness | 0.77 | |
| Business Sophistication | 1.02 | |
| Innovation | 0.66 | |

- Overperforming with respect to its peers
- Similar to peers
- Underperforming with respect to its peers



* Equal ranking is assigned if the difference in score is equal or below 0.1 on the 0-100 scale

Note: Macroeconomic Stability and Basic Education at the country level

| RCI 2019 | Score | Score 0-100 | Rank* | GDP per head PPS - EU28=100 | Value | Rank | Stage of development (1 = Lowest; 5 = Highest) | 4 |
|----------|-------|-------------|--------|-----------------------------|-------|---------|--|---|
| | 0.45 | 76.51 | 56/268 | | 92 | 121/268 | | |

Peer Regions: Attiki; Greater Manchester; Aquitaine; Marche; Cumbria; North Yorkshire; Burgenland; Pays de la Loire; West Yorkshire; Thüringen; Leicestershire, Rutland and Northamptonshire; Haute-Normandie; Pohjois- ja Itä-Suomi; East Wales and Dresden

| | score (EU28=0) | peers comparison |
|-------------------------|----------------|------------------|
| Basic dimension | 0.28 | |
| Institutions | 0.84 | |
| Macroeconomic Stability | -0.40 | |
| Infrastructure | 1.24 | |
| Health | -0.15 | |
| Basic Education | -0.13 | |

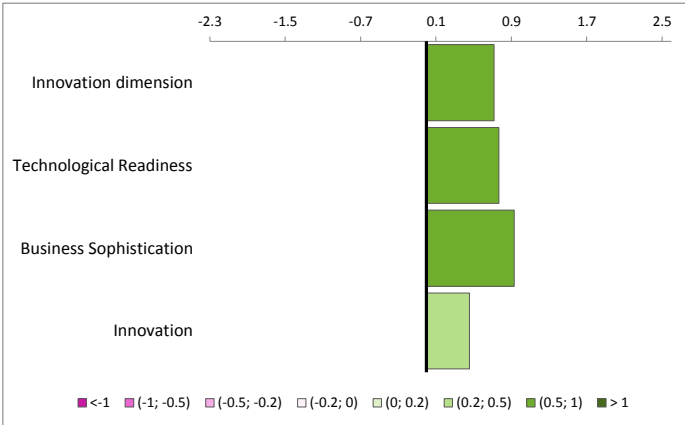
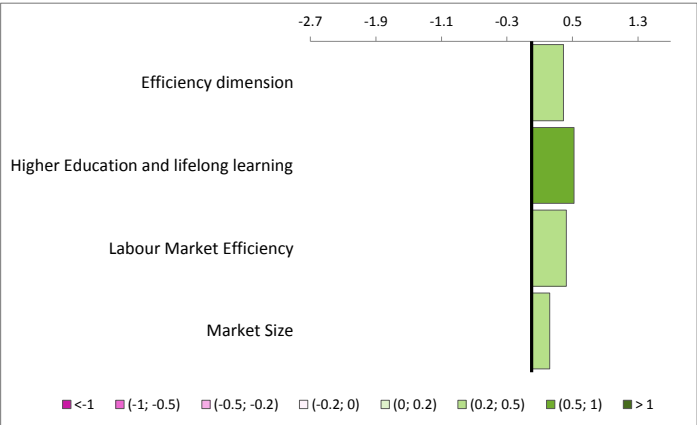
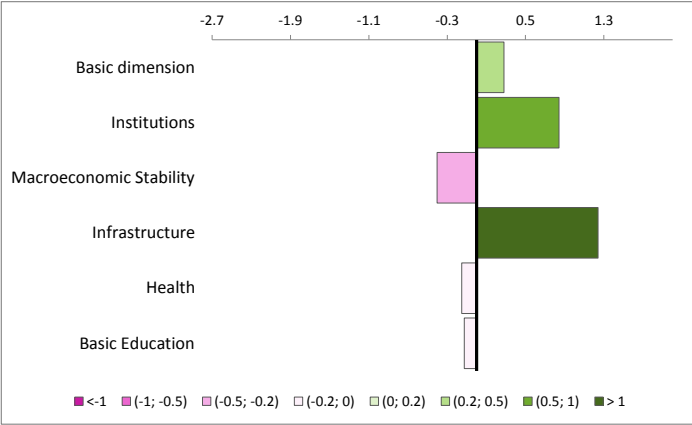
| | score (EU28=0) | peers comparison |
|--|----------------|------------------|
| Efficiency dimension | 0.39 | |
| Higher Education and lifelong learning | 0.52 | |
| Labour Market Efficiency | 0.43 | |
| Market Size | 0.22 | |

| | score (EU28=0) | peers comparison |
|-------------------------|----------------|------------------|
| Innovation dimension | 0.72 | |
| Technological Readiness | 0.77 | |
| Business Sophistication | 0.93 | |
| Innovation | 0.45 | |

Overperforming with respect to its peers

Similar to peers

Underperforming with respect to its peers



* Equal ranking is assigned if the difference in score is equal or below 0.1 on the 0-100 scale

Note: Macroeconomic Stability and Basic Education at the country level

| RCI 2019 | Score | Score 0-100 | Rank* | GDP per head PPS - EU28=100 | Value | Rank | Stage of development (1 = Lowest; 5 = Highest) | 2 | |
|----------|-------|-------------|---------|-----------------------------|-------|---------|--|---|--|
| | 0.23 | 68.25 | 105/268 | | 63 | 216/268 | | | |

Peer Regions: Severozápad; Extremadura; Małopolskie; Közép-Dunántúl; Ionia Nisia; Vest; Łódzkie; Latvija; Vidurio ir vakarų Lietuvos regionas ; Puglia; Norte; Dytiki Makedonia; Campania; Kontinentalna Hrvatska and Sterea Ellada

| | score (EU28=0) | peers comparison |
|-------------------------|----------------|------------------|
| Basic dimension | 0.15 | |
| Institutions | 0.84 | |
| Macroeconomic Stability | -0.40 | |
| Infrastructure | 0.43 | |
| Health | 0.03 | |
| Basic Education | -0.13 | |

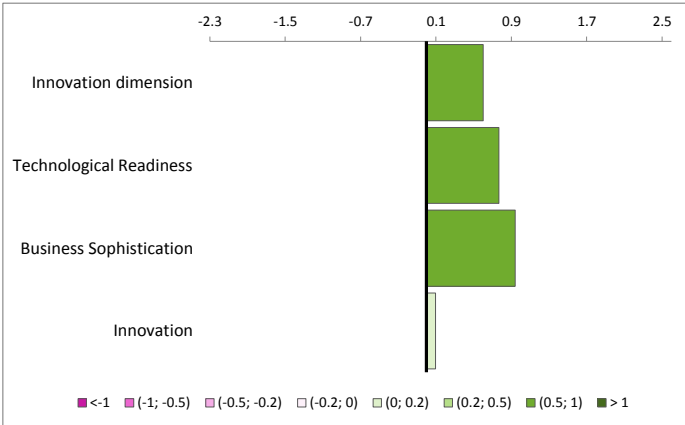
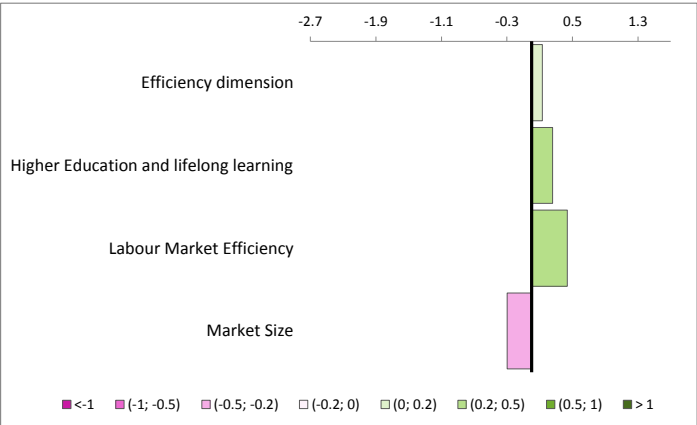
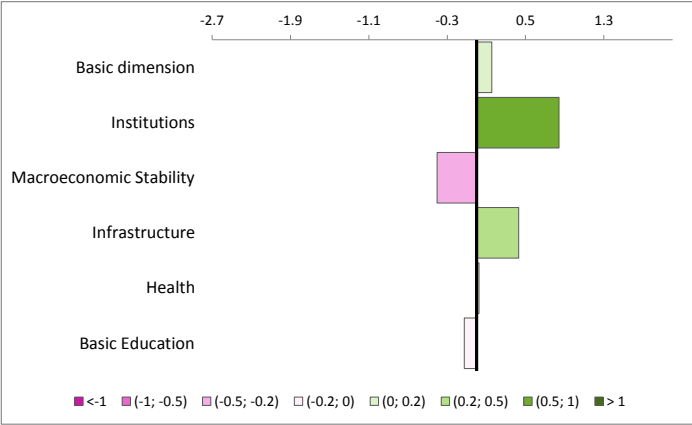
| | score (EU28=0) | peers comparison |
|--|----------------|------------------|
| Efficiency dimension | 0.13 | |
| Higher Education and lifelong learning | 0.26 | |
| Labour Market Efficiency | 0.44 | |
| Market Size | -0.30 | |

| | score (EU28=0) | peers comparison |
|-------------------------|----------------|------------------|
| Innovation dimension | 0.60 | |
| Technological Readiness | 0.77 | |
| Business Sophistication | 0.94 | |
| Innovation | 0.09 | |

Overperforming with respect to its peers

Similar to peers

Underperforming with respect to its peers



* Equal ranking is assigned if the difference in score is equal or below 0.1 on the 0-100 scale

Note: Macroeconomic Stability and Basic Education at the country level

| RCI 2019 | Score | Score 0-100 | Rank* | GDP per head PPS - EU28=100 | Value | Rank | Stage of development (1 = Lowest; 5 = Highest) | 3 |
|----------|-------|-------------|---------|-----------------------------|-------|---------|--|---|
| | 0.02 | 60.63 | 132/268 | | 82 | 160/268 | | |

Peer Regions: Cantabria; Basse-Normandie ; Algarve; Auvergne; Jihovýchod; Galicia; Merseyside; Dorset and Somerset; Derbyshire and Nottinghamshire; Mecklenburg-Vorpommern; East Yorkshire and Northern Lincolnshire; Abruzzo; Namur; Umbria and Kýpros

| | score (EU28=0) | peers comparison |
|-------------------------|----------------|------------------|
| Basic dimension | 0.01 | |
| Institutions | 0.64 | |
| Macroeconomic Stability | -0.40 | |
| Infrastructure | -0.12 | |
| Health | 0.04 | |
| Basic Education | -0.13 | |

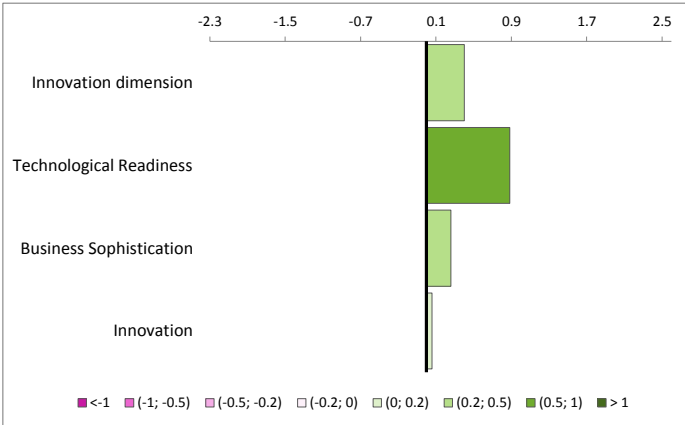
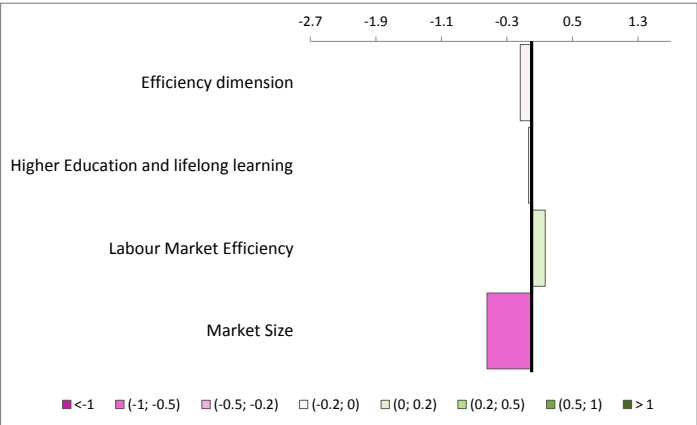
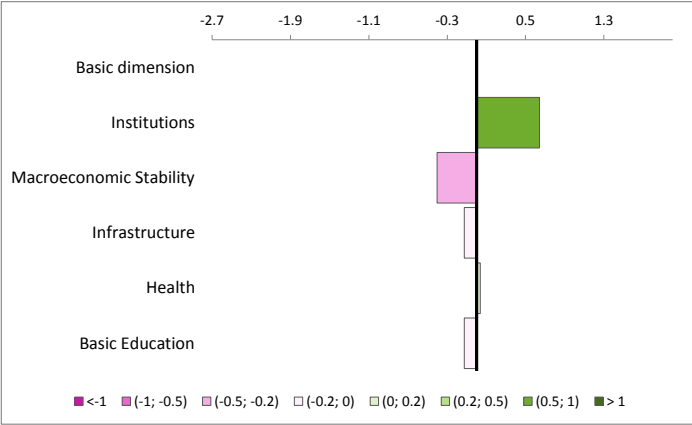
| | score (EU28=0) | peers comparison |
|--|----------------|------------------|
| Efficiency dimension | -0.14 | |
| Higher Education and lifelong learning | -0.04 | |
| Labour Market Efficiency | 0.17 | |
| Market Size | -0.54 | |

| | score (EU28=0) | peers comparison |
|-------------------------|----------------|------------------|
| Innovation dimension | 0.40 | |
| Technological Readiness | 0.88 | |
| Business Sophistication | 0.26 | |
| Innovation | 0.06 | |

Overperforming with respect to its peers

Similar to peers

Underperforming with respect to its peers



* Equal ranking is assigned if the difference in score is equal or below 0.1 on the 0-100 scale

Note: Macroeconomic Stability and Basic Education at the country level